

US00D595862S

(12) **United States Design Patent**
Suzuki et al.

(10) **Patent No.:** **US D595,862 S**

(45) **Date of Patent:** **** Jul. 7, 2009**

- (54) **ADAPTER FOR A SAMPLE RACK**
- (75) Inventors: **Kouichi Suzuki**, Hitachinaka (JP);
Nobuo Suzuki, Hitachinaka (JP); **Seiji Nomura**, Tokai (JP)
- (73) Assignee: **Hitachi High-Technologies Corporation**, Tokyo (JP)
- (**) Term: **14 Years**
- (21) Appl. No.: **29/309,875**
- (22) Filed: **Oct. 30, 2008**
- (30) **Foreign Application Priority Data**
Jul. 18, 2008 (JP) 2008-018578
- (51) **LOC (9) Cl.** **24-02**
- (52) **U.S. Cl.** **D24/227**
- (58) **Field of Classification Search** D24/108,
D24/127-130, 227-232; D8/29; D15/140;
D23/259, 262; 422/250, 266, 297, 300, 476
See application file for complete search history.

- (56) **References Cited**
U.S. PATENT DOCUMENTS
D296,559 S * 7/1988 Drabinski D15/140
D349,758 S * 8/1994 Hallbach et al. D23/259
D363,541 S * 10/1995 Cottone et al. D24/129
D364,916 S * 12/1995 Hallbach D23/259
D375,788 S * 11/1996 Potts et al. D24/108
D427,308 S * 6/2000 Zinger D24/130

- D445,501 S * 7/2001 Niedospial, Jr. D24/129
- D449,319 S * 10/2001 Aldred et al. D15/140
- D561,303 S * 2/2008 Brockington et al. D23/262
- D561,348 S * 2/2008 Zinger et al. D24/231
- D564,076 S * 3/2008 Brockington et al. D23/262
- D582,230 S * 12/2008 Lin D8/29

OTHER PUBLICATIONS

Adapter (Parts No. 725-4386), Hitachi High-Technologies Corporation, before 2003.

* cited by examiner

Primary Examiner—Robert A. Delehanty

Assistant Examiner—Mark Cavanna

(74) *Attorney, Agent, or Firm*—Antonelli, Terry, Stout & Kraus, LLP.

(57) **CLAIM**

We claim the ornamental design for an adapter for a sample rack, as shown.

DESCRIPTION

FIG. 1 is a front, top and left side perspective view of an adapter for a sample rack showing our new design;

FIG. 2 is a front elevational view thereof;

FIG. 3 is a rear elevational view thereof;

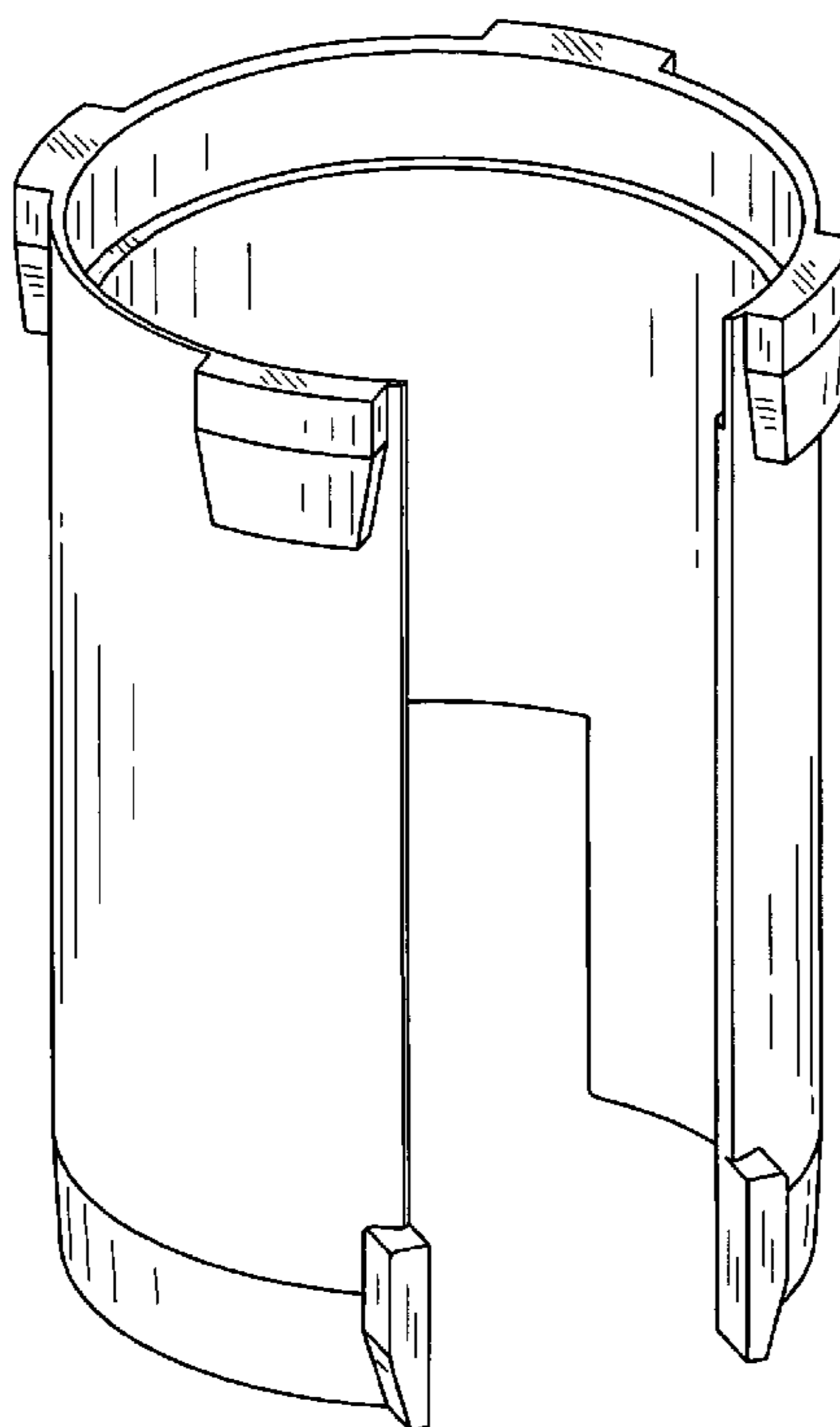
FIG. 4 is a left side elevational view thereof;

FIG. 5 is a right side elevational view thereof;

FIG. 6 is a top plan view thereof; and,

FIG. 7 is a bottom plan view thereof.

1 Claim, 4 Drawing Sheets



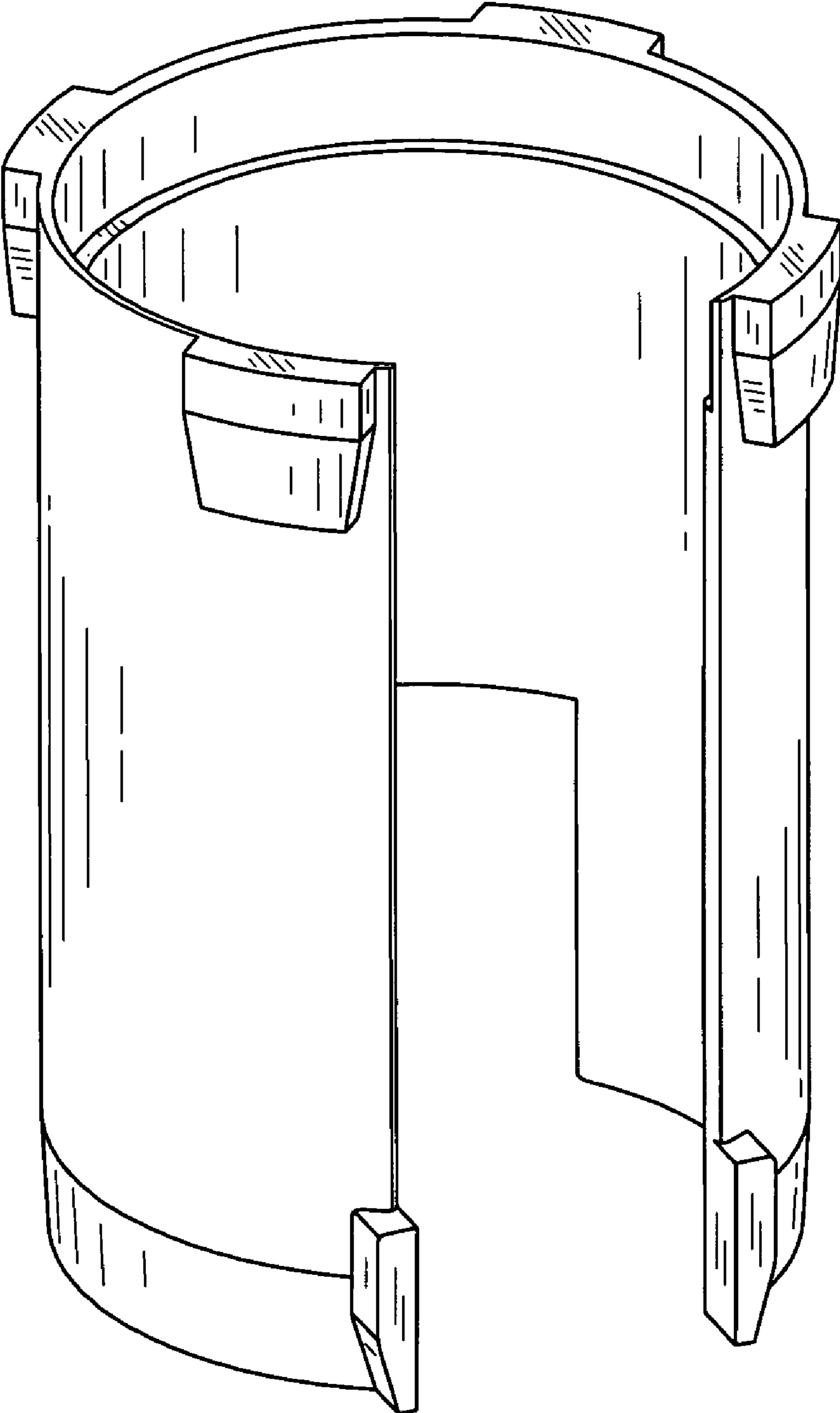


FIG. 1




FIG. 3

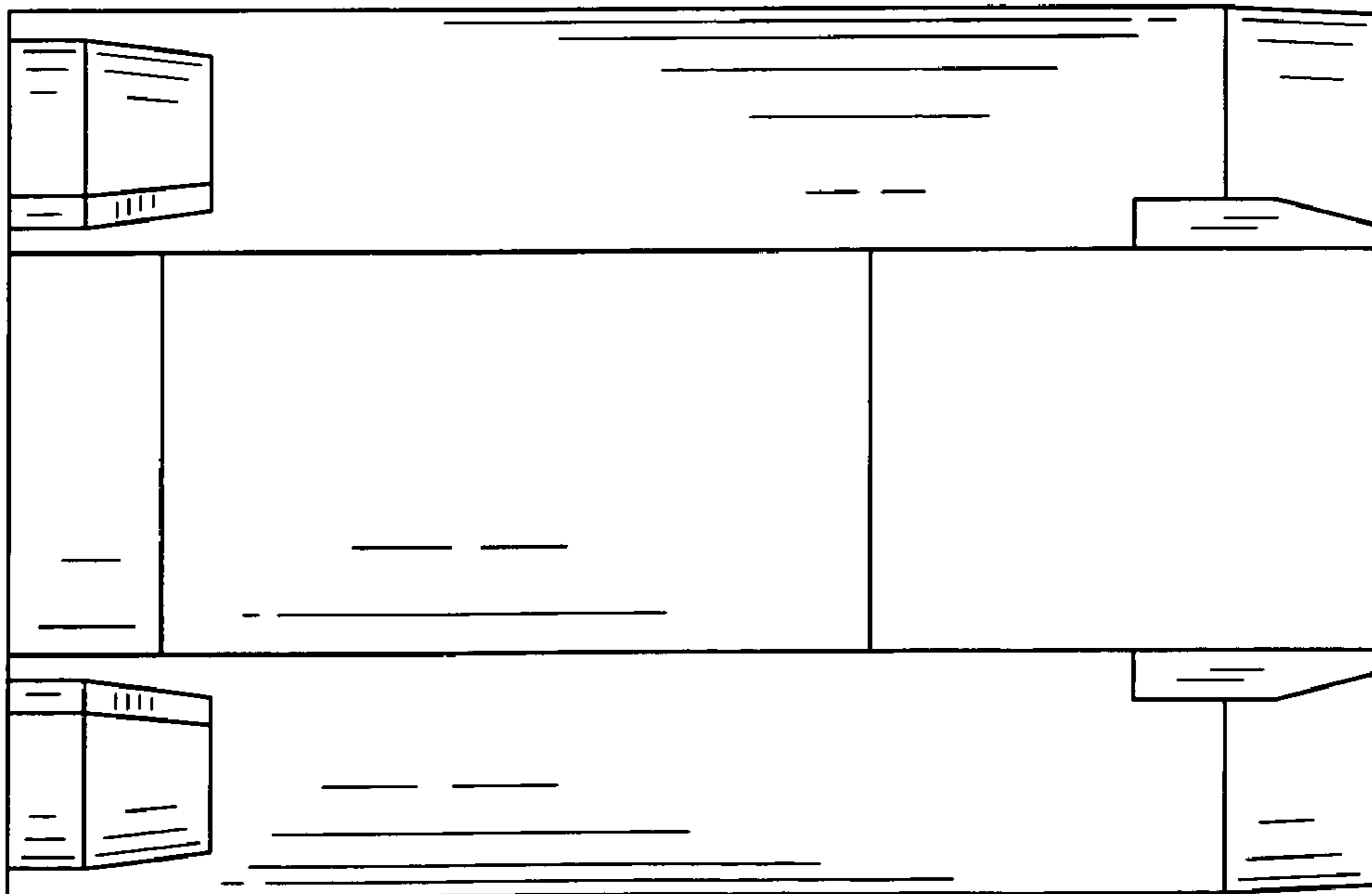


FIG. 2



FIG. 5




FIG. 4

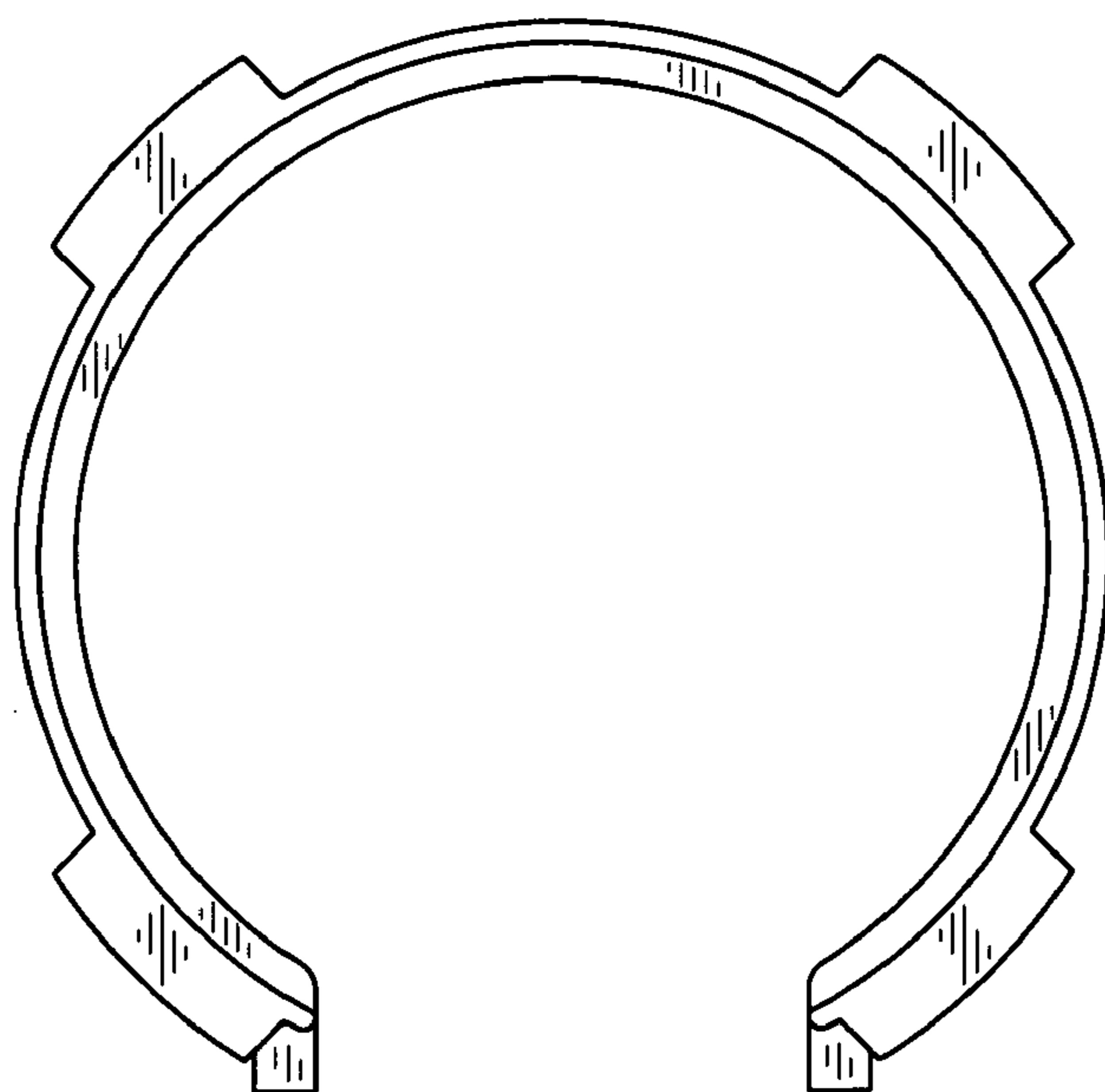


FIG. 6

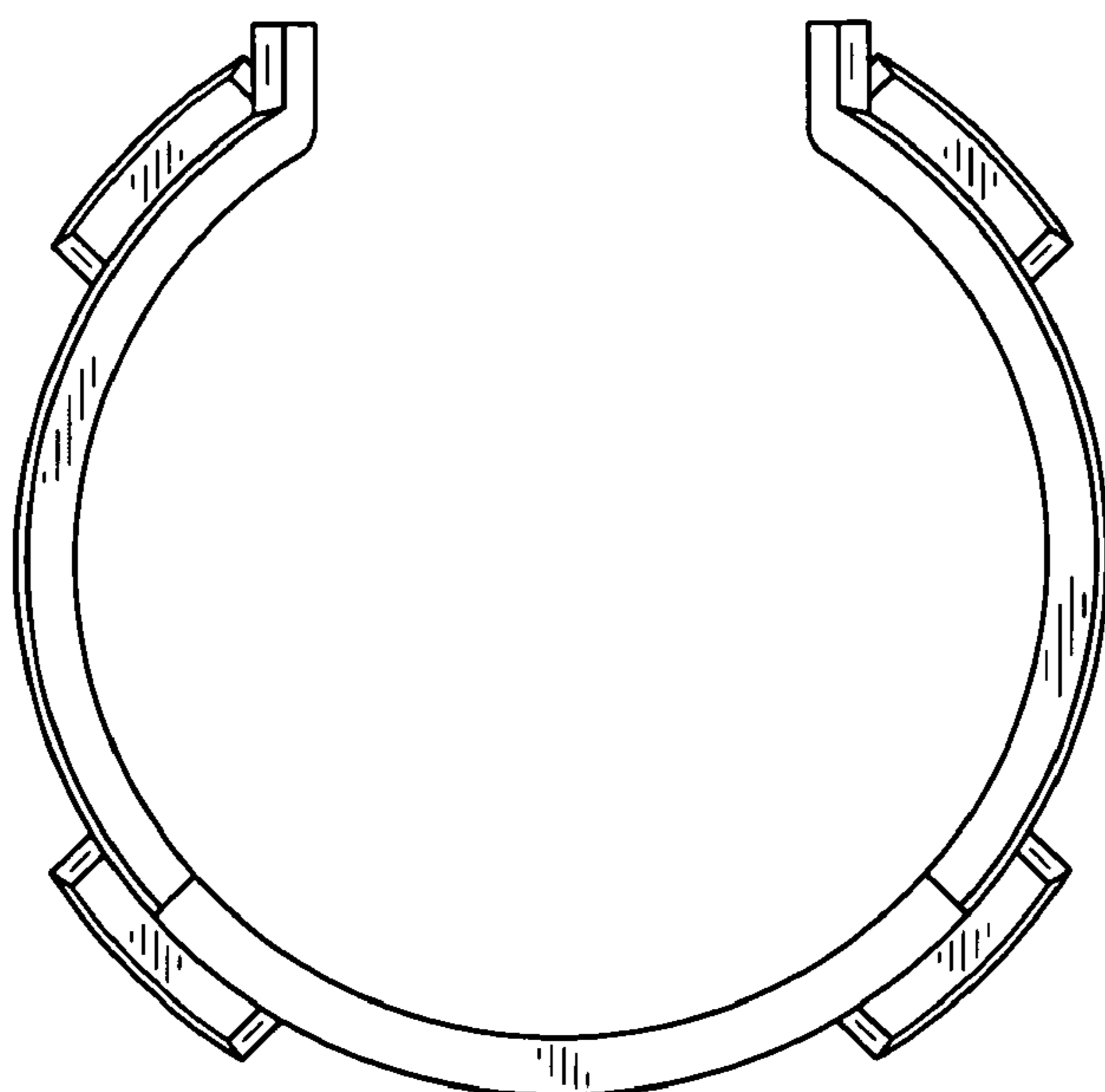


FIG. 7