



US00D595847S

(12) **United States Design Patent**  
**Miller et al.**

(10) **Patent No.:** **US D595,847 S**  
(45) **Date of Patent:** **\*\* Jul. 7, 2009**

(54) **PROTECTIVE CASING FOR A HYPODERMIC NEEDLE**

(75) Inventors: **Robert Miller**, Simpsonville, SC (US);  
**James E. Carino**, Simpsonville, SC (US); **Robert A. Castellani**,  
Simpsonville, SC (US)

(73) Assignee: **North American Rescue, Incorporated**,  
Greer, SC (US)

(\*\*) Term: **14 Years**

(21) Appl. No.: **29/310,179**

(22) Filed: **Jul. 30, 2008**

(51) **LOC (9) Cl.** ..... **24-02**

(52) **U.S. Cl.** ..... **D24/130**

(58) **Field of Classification Search** ..... D24/130;  
D19/43, 45, 49, 51, 56, 57; 206/210–212,  
206/364–366, 477; 220/4.23, 908  
See application file for complete search history.

(56) **References Cited**

**U.S. PATENT DOCUMENTS**

422,450	A *	3/1890	Ross	604/197
1,007,804	A *	11/1911	Schimmel	206/210
1,280,687	A *	10/1918	Dudley	206/210
1,838,825	A *	12/1931	Goldstein	206/210
3,318,289	A *	5/1967	Marynissen	401/110
D313,245	S *	12/1990	Iwase	D19/43

D321,472	S *	11/1991	Evans et al.	D24/130
D323,529	S *	1/1992	Rousseau	D19/51
5,090,564	A *	2/1992	Chimienti	206/365
D362,269	S *	9/1995	Hollington	D19/51
D366,902	S *	2/1996	Takahashi	D19/51
D584,409	S *	1/2009	Miller et al.	D24/130
D584,410	S *	1/2009	Miller et al.	D24/130
2003/0125678	A1 *	7/2003	Swenson et al.	604/263

\* cited by examiner

*Primary Examiner*—T. Chase Nelson

*Assistant Examiner*—Eric L Goodman

(74) *Attorney, Agent, or Firm*—McNair Law Firm, P.A.;  
Seann P. Lahey

(57) **CLAIM**

The ornamental design for a protective casing for a hypodermic needle, as shown and described.

**DESCRIPTION**

FIG. 1 is a side perspective view of the protective casing design;

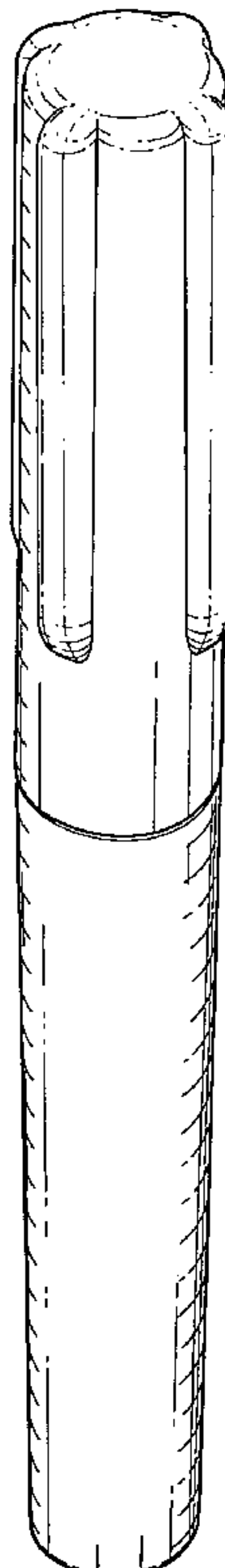
FIG. 2 is a top perspective view of the protective casing design;

FIG. 3 is a side elevation view of the protective casing design, with the opposite side being symmetrical thereto;

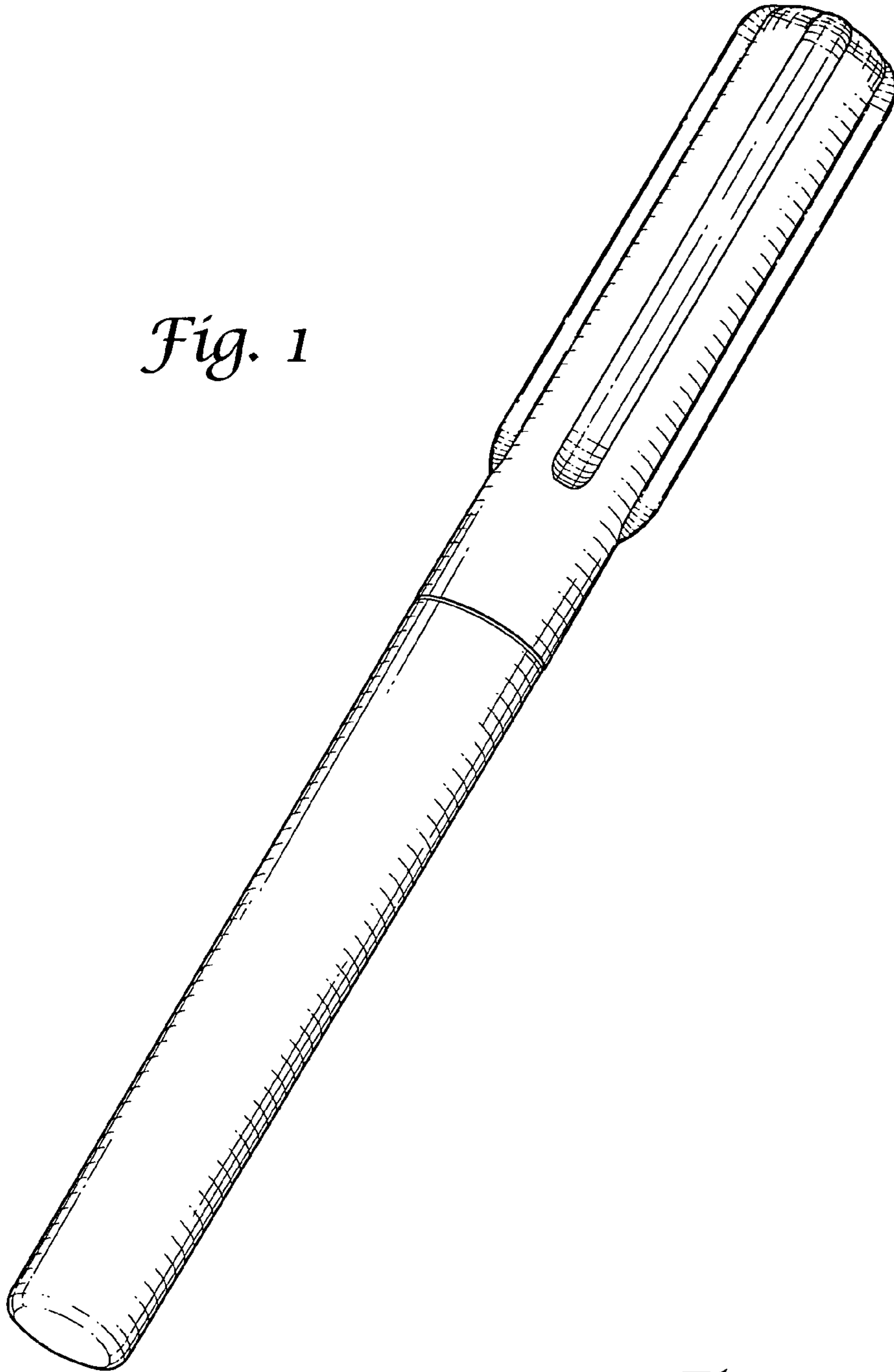
FIG. 4 is a top plan view of the protective casing design; and,

FIG. 5 is a bottom plan view of the protective casing design.

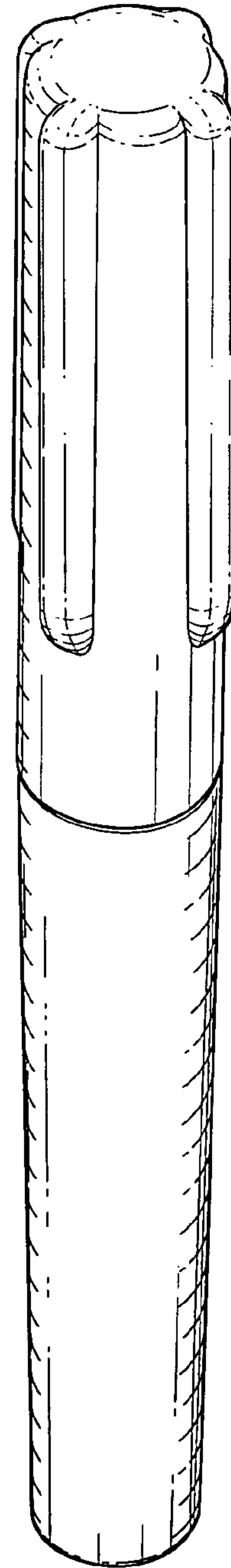
**1 Claim, 2 Drawing Sheets**

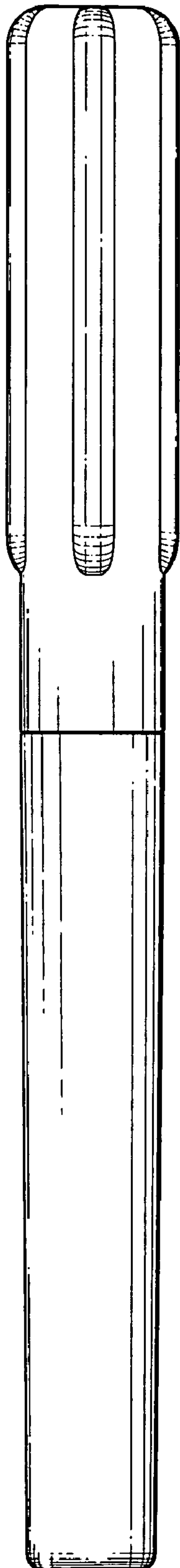


*Fig. 1*




*Fig. 2*





*Fig. 3*

*Fig. 4*



*Fig. 5*

