



US00D595840S

(12) **United States Design Patent**  
**Davidson et al.**

(10) **Patent No.:** **US D595,840 S**  
(45) **Date of Patent:** **\*\* Jul. 7, 2009**

(54) **RESPIRATORY MASK**

2008/0066757 A1\* 3/2008 Stallard et al. .... 128/205.25

(75) Inventors: **Aaron Samuel Davidson**, Newport (AU); **Lemmy Nga**, Glenwood (AU); **Dimitri Marco Maurer**, Umina (AU); **Bart Jeremy Caffin**, Clontarf (AU)

(73) Assignee: **ResMed Limited**, Bella Vista (AU)

(\*\*) Term: **14 Years**

(21) Appl. No.: **29/274,635**

(22) Filed: **May 10, 2007**

(51) **LOC (9) Cl.** ..... **29-02**

(52) **U.S. Cl.** ..... **D24/110.1**

(58) **Field of Classification Search** ..... D24/110.1, D24/110.4, 110.5, 164; 128/206.21, 204.18, 128/207.12, 207.13, 205.25, 206.26, 206.24, 128/207.11, 207.17

See application file for complete search history.

(56) **References Cited**

**U.S. PATENT DOCUMENTS**

- D443,355 S \* 6/2001 Gunaratnam et al. .... D24/110.4
- D468,421 S \* 1/2003 Smart ..... D24/110.1
- 6,532,961 B1 \* 3/2003 Kwok et al. .... 128/206.21
- D486,907 S \* 2/2004 Guney et al. .... D24/110.1
- D492,992 S \* 7/2004 Guney et al. .... D24/110.1
- D539,901 S 4/2007 McAuliffe
- D576,271 S \* 9/2008 Gunaratnam et al. .... D24/110.1

**OTHER PUBLICATIONS**

- Nga et al., U.S. Appl. No. 29/290,801, filed Jan. 15, 2008.
- Nga et al., U.S. Appl. No. 29/290,799, filed Jan. 15, 2008.
- Reid, U.S. Appl. No. 29/290,800, filed Jan. 15, 2008.
- Stallard et al., U.S. Appl. No. 29/268,823, filed Nov. 14, 2006.

\* cited by examiner

*Primary Examiner*—Ian Simmons

*Assistant Examiner*—Christopher Lee

(74) *Attorney, Agent, or Firm*—Nixon & Vanderhye P.C.

(57) **CLAIM**

The ornamental design for a respiratory mask, as shown and described.

**DESCRIPTION**

FIG. 1 is a front perspective view of a portion of a frame for a respiratory mask according to an embodiment of our design;

FIG. 2 is a front view thereof;

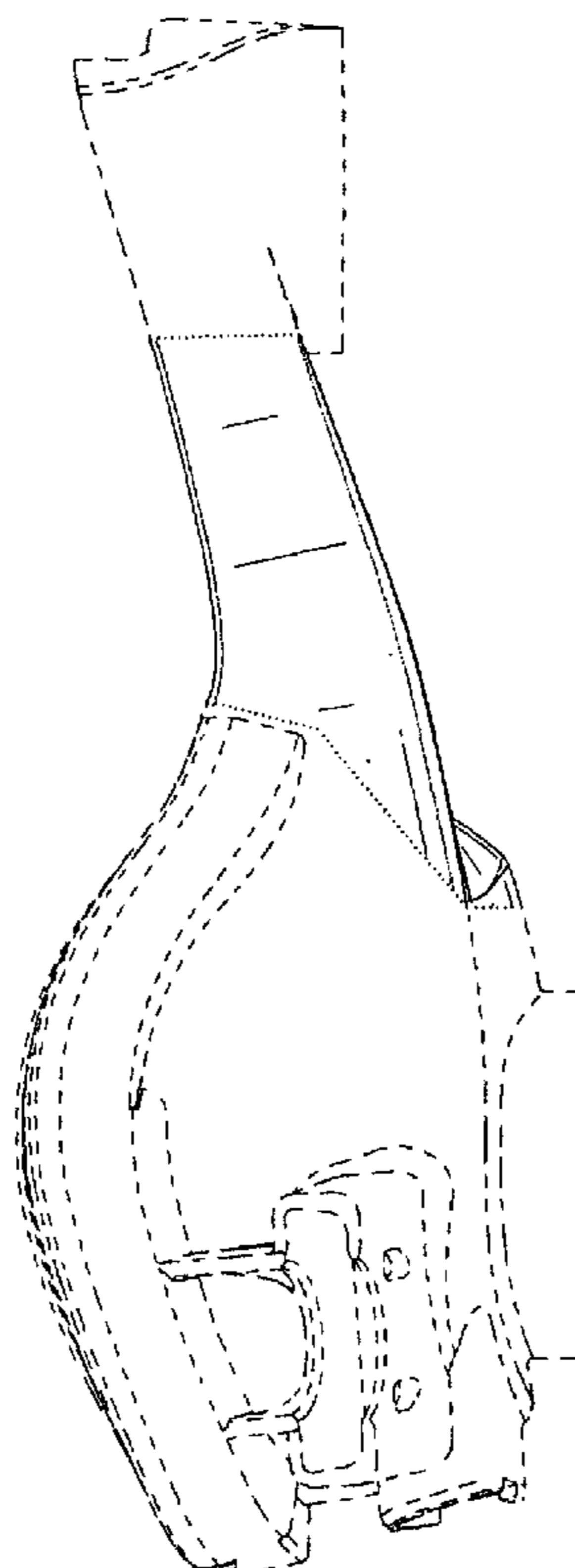
FIG. 3 is a rear view thereof; and,

FIG. 4 is a left view thereof, with the right side view thereof being a mirror image thereof.

Where included, phantom lines represent environment or structure and do not form part of the claimed design.

Where included, dotted lines represent the border between claimed and non-claimed subject matter and form no part of the claimed design.

**1 Claim, 4 Drawing Sheets**



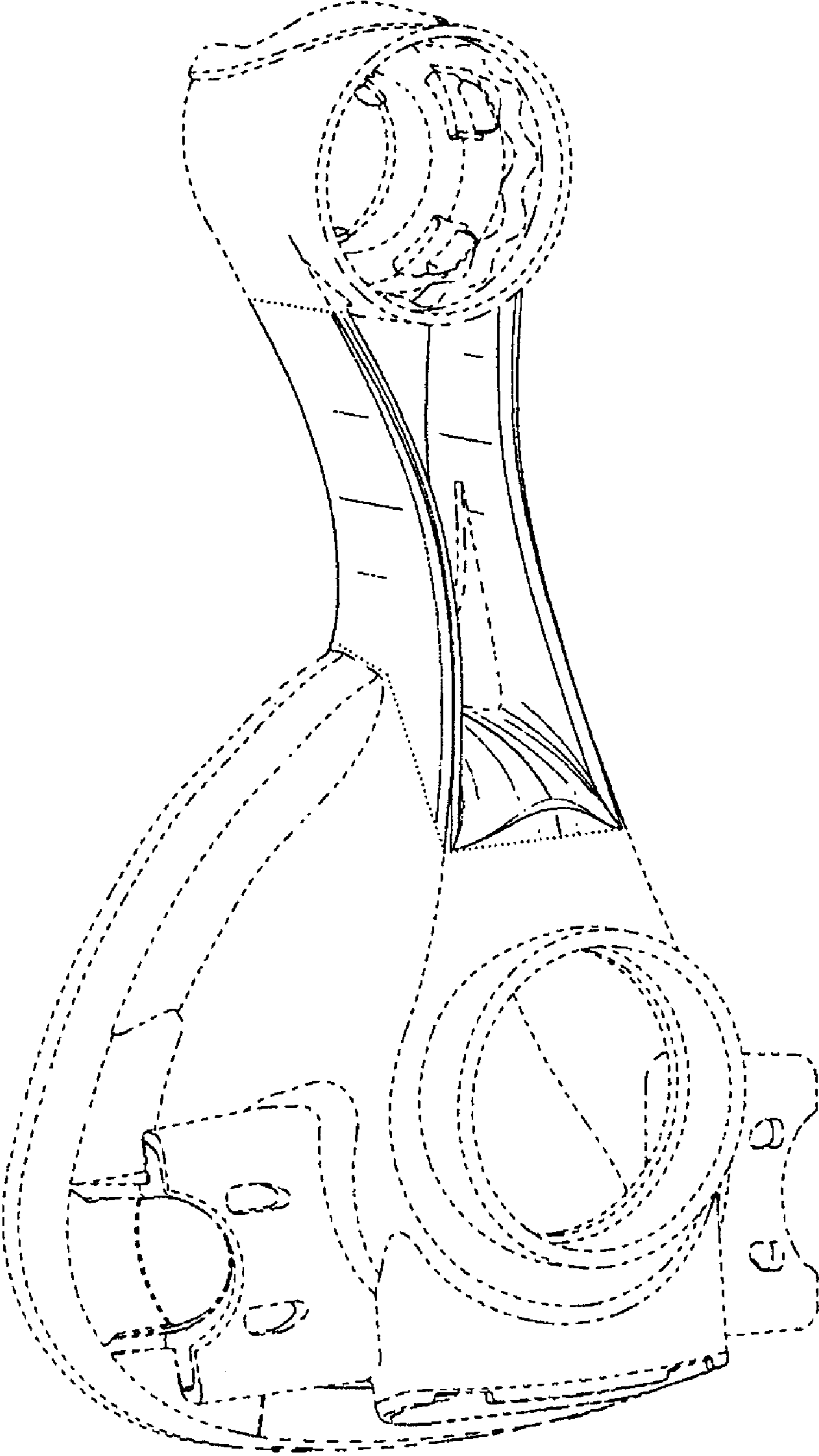


Fig. 1

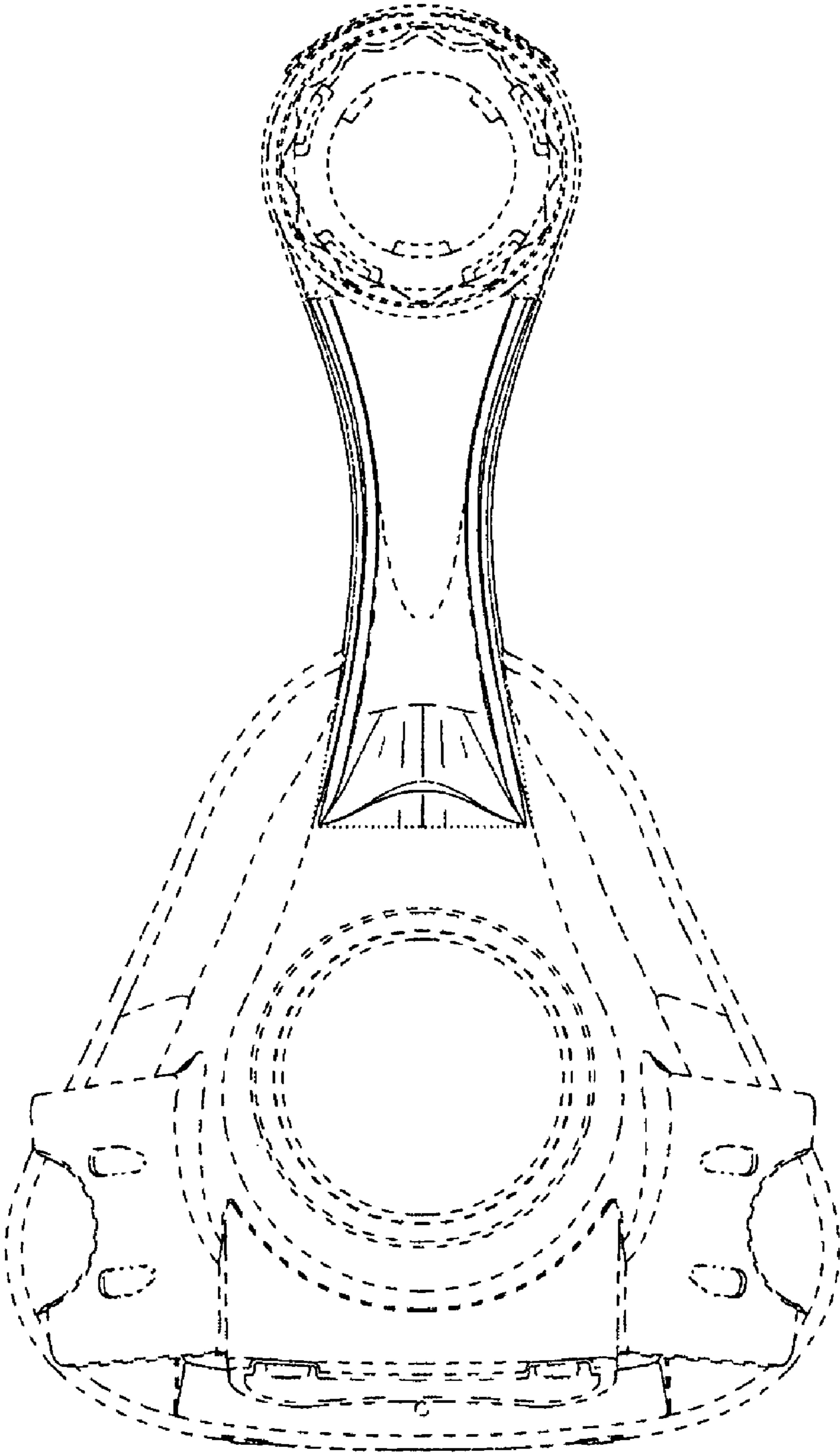


Fig. 2

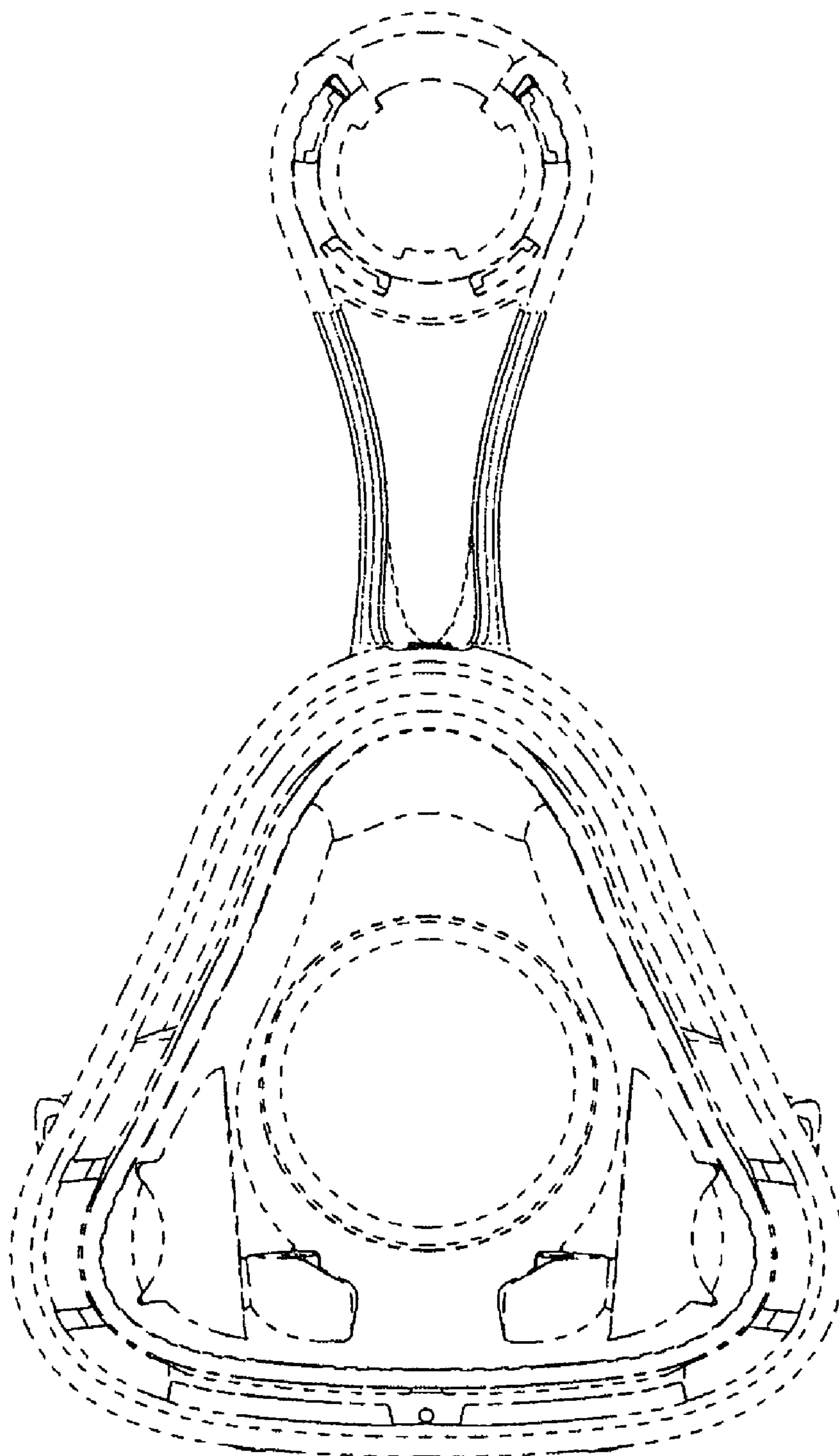


Fig. 3

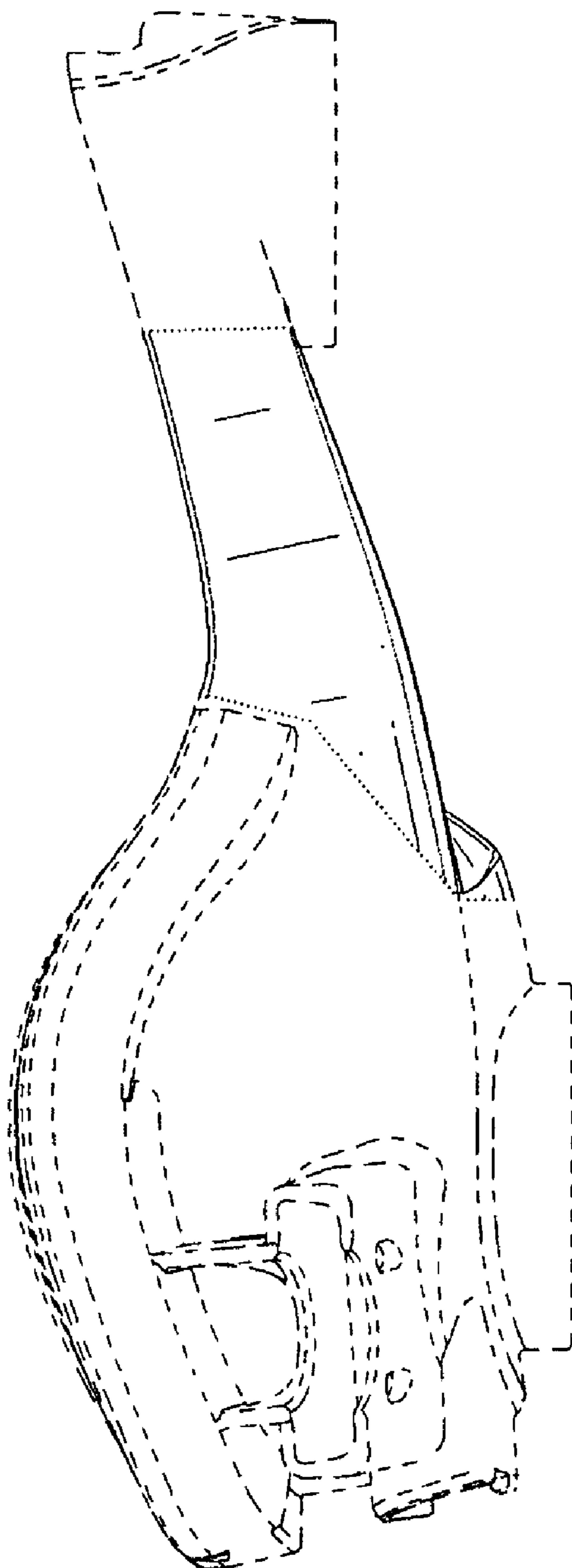


Fig. 4