

US00D595839S

(12) **United States Design Patent**  
**Miazga**

(10) **Patent No.:** **US D595,839 S**

(45) **Date of Patent:** **\*\* Jul. 7, 2009**

(54) **MAGNET RECEPTACLE**

(75) Inventor: **Jay Miazga**, Seattle, WA (US)

(73) Assignee: **Northstar Neuroscience, Inc.**, Seattle, WA (US)

(\*\*) Term: **14 Years**

(21) Appl. No.: **29/280,769**

(22) Filed: **Jun. 6, 2007**

(51) **LOC (9) Cl.** ..... **24-01**

(52) **U.S. Cl.** ..... **D24/107; D3/203.1**

(58) **Field of Classification Search** ..... D24/107;  
D3/20, 203.1–203.8, 207, 901; 607/57; 600/9,  
600/12

See application file for complete search history.

(56) **References Cited**

**U.S. PATENT DOCUMENTS**

D135,924 S *	7/1943	Morris	.....	D28/82
D238,756 S *	2/1976	Swett	.....	D9/420
D258,575 S *	3/1981	Stettler	.....	D9/420
D270,945 S *	10/1983	Kohn	.....	D24/107
D381,124 S *	7/1997	Blachut	.....	D28/78
5,831,365 A *	11/1998	Keim et al.	.....	310/156.29
D468,436 S *	1/2003	Brassil et al.	.....	D24/216
D470,594 S *	2/2003	Brassil et al.	.....	D24/216
D475,897 S *	6/2003	Zettle et al.	.....	D7/629
D480,864 S *	10/2003	Sayers et al.	.....	D3/203.1

6,694,184 B2 *	2/2004	Cappa et al.	.....	607/2
D531,400 S *	11/2006	Hornsby	.....	D3/203.4
7,386,143 B2 *	6/2008	Easter et al.	.....	381/331
2003/0176906 A1 *	9/2003	Lee	.....	607/116
2008/0221641 A1 *	9/2008	Hochmair et al.	.....	607/57

\* cited by examiner

*Primary Examiner*—Ian Simmons

*Assistant Examiner*—Carissa C Fitts

(74) *Attorney, Agent, or Firm*—Perkins Coie LLP

(57) **CLAIM**

The ornamental design for a magnet receptacle, as shown and described.

**DESCRIPTION**

FIG. 1 is a top, right isometric view of a magnet receptacle, showing my new design,

FIG. 2 is a top plan view thereof, the bottom plan view is a mirror image thereof;

FIG. 3 is a right-side elevational view thereof;

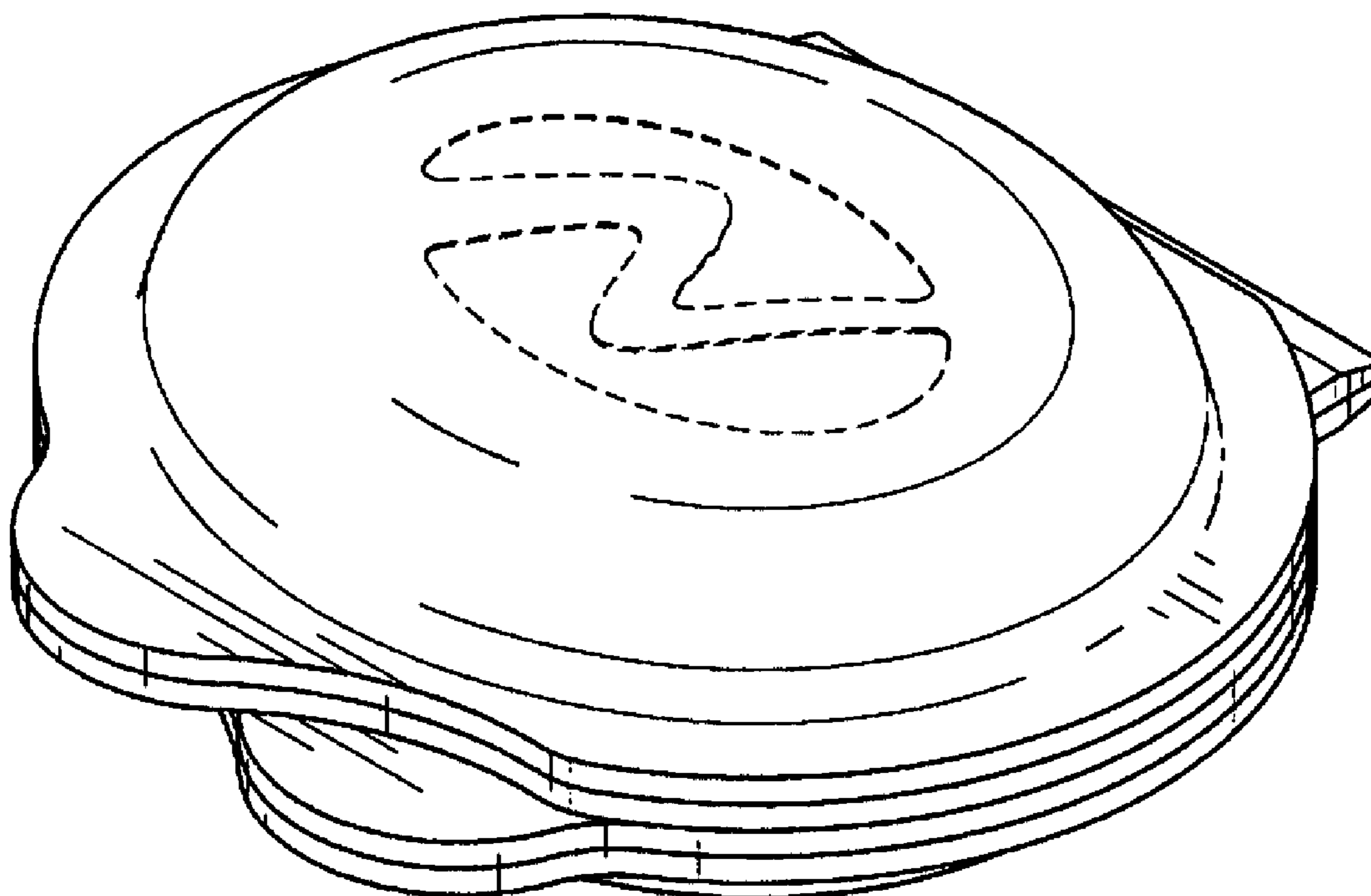
FIG. 4 is a left-side elevational view thereof;

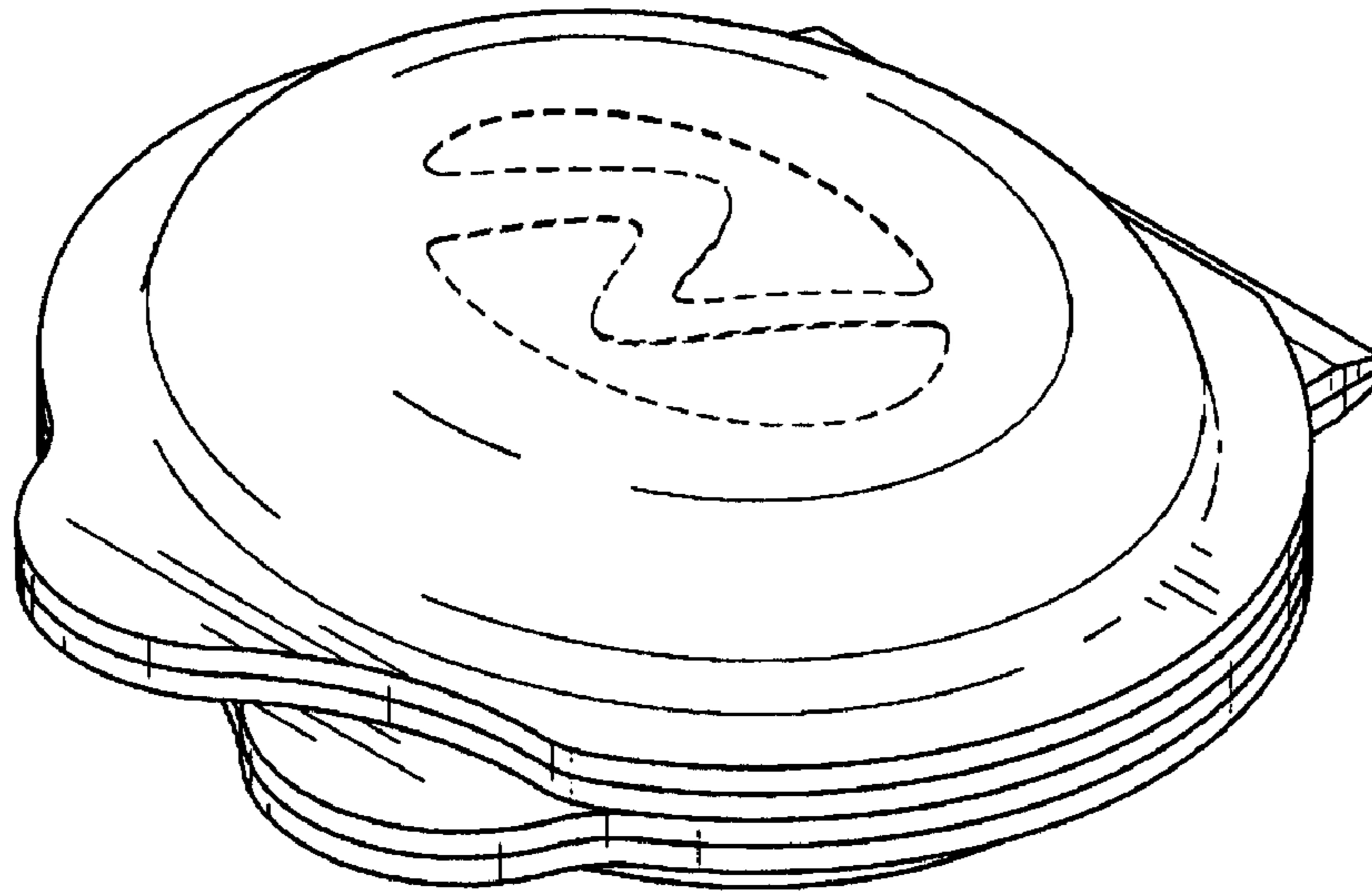
FIG. 5 is a rear elevational view thereof; and,

FIG. 6 is a front elevational view thereof.

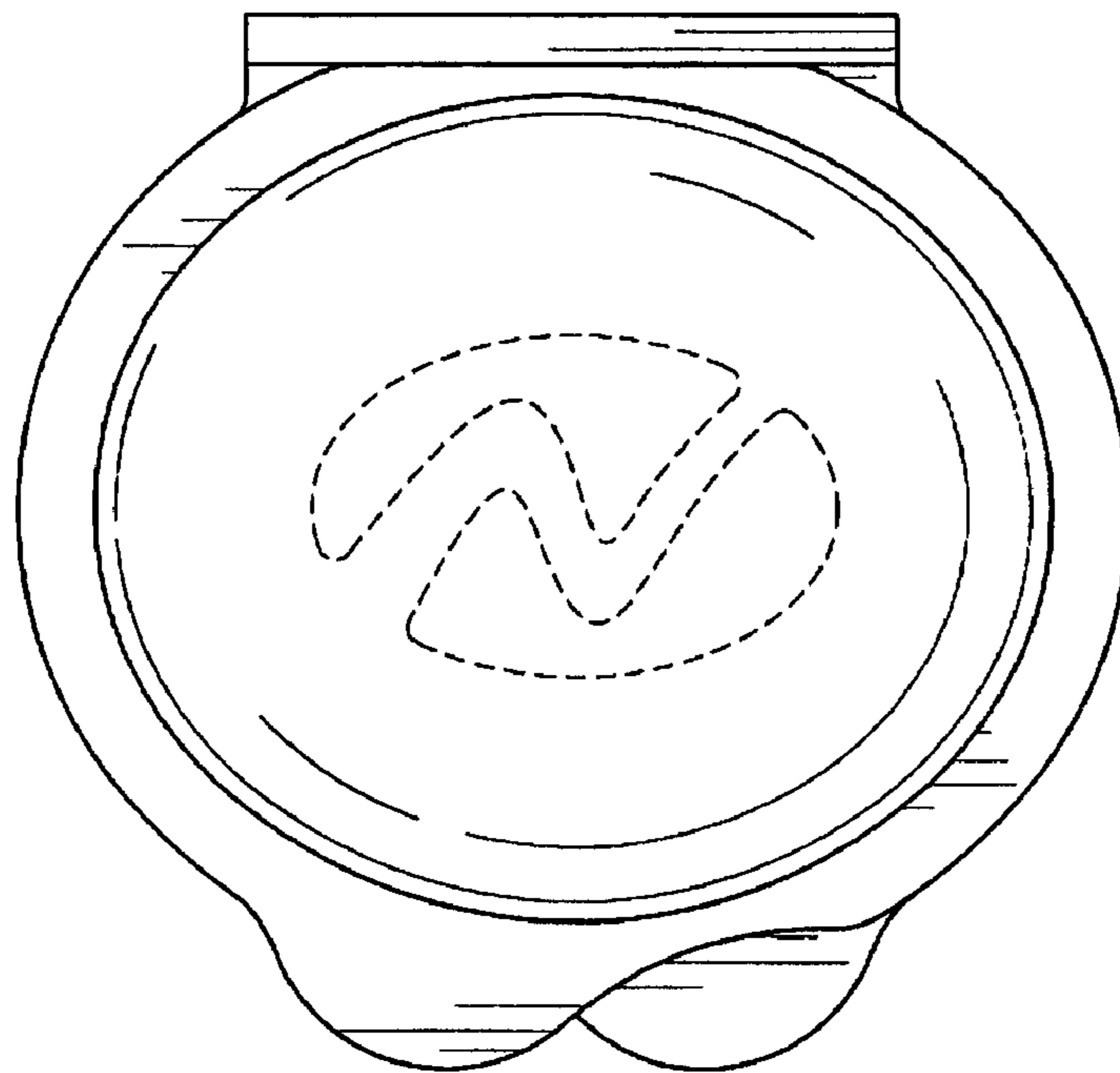
Elements identified by broken lines in the accompanying drawings from no part of the claimed invention.

**1 Claim, 2 Drawing Sheets**

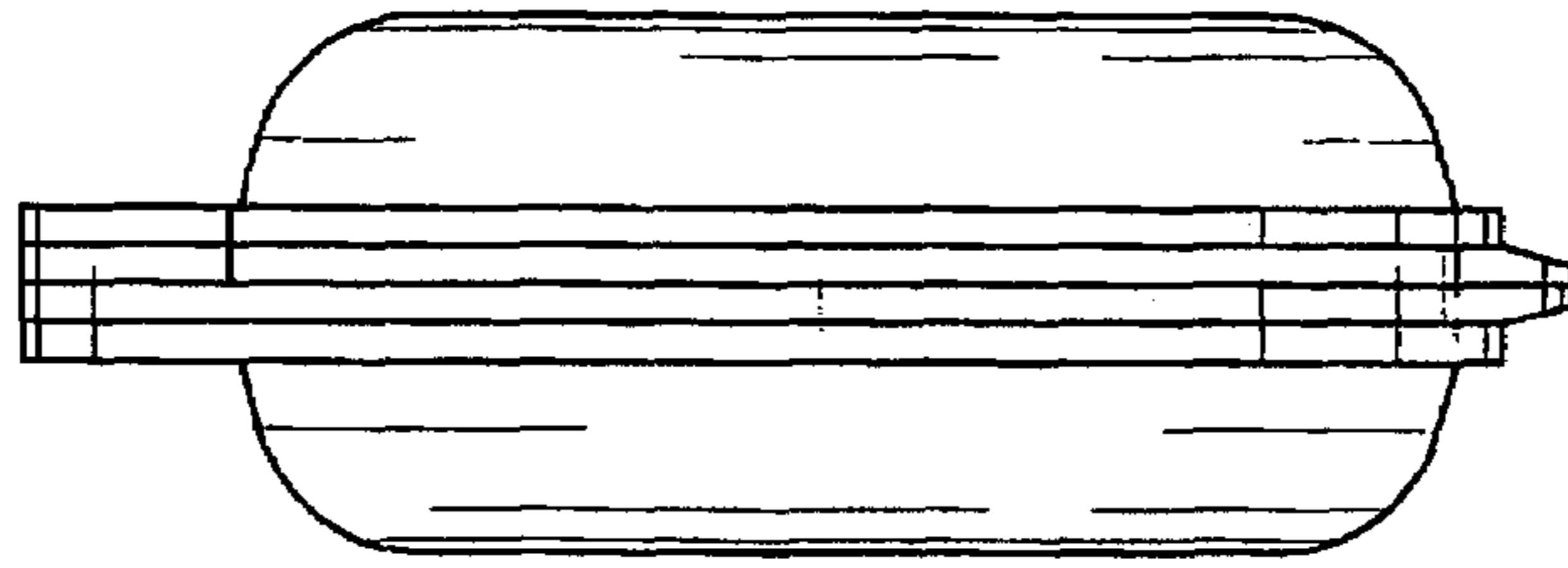




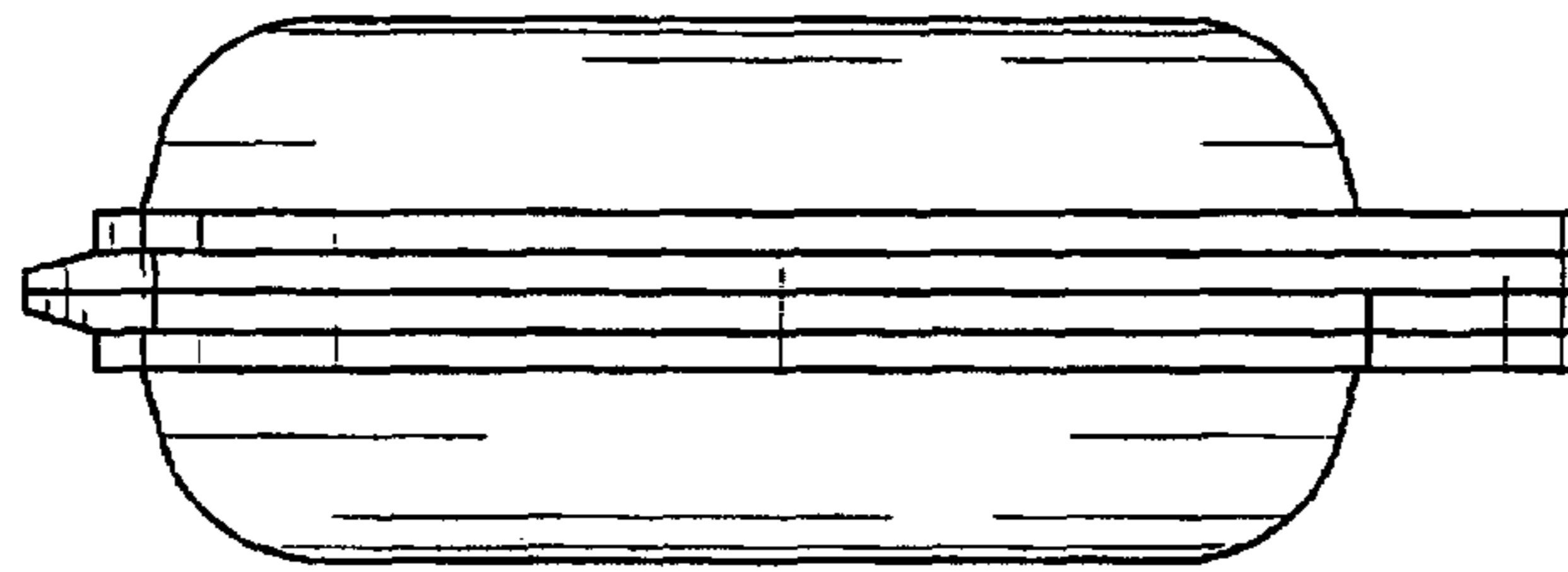
*Fig. 1*




*Fig. 2*



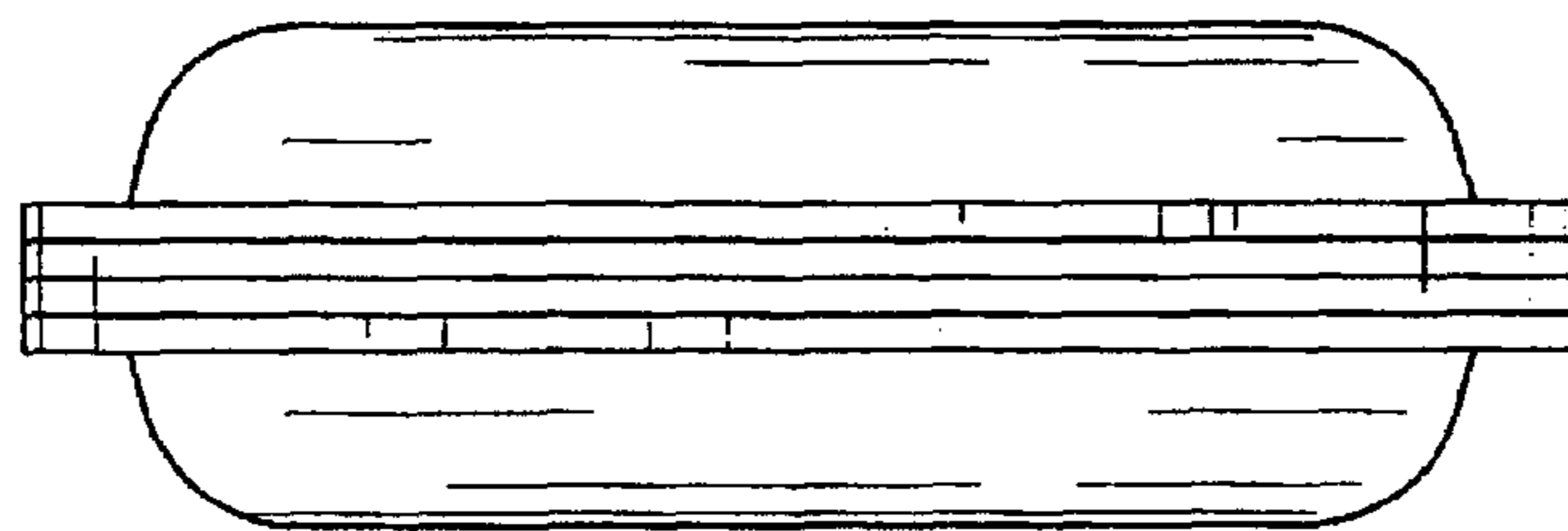
*Fig. 3*



*Fig. 4*



*Fig. 5*



*Fig. 6*