

US00D595838S

(12) **United States Design Patent**
Butler et al.

(10) **Patent No.:** **US D595,838 S**

(45) **Date of Patent:** **** Jul. 7, 2009**

(54) **EAR PLUG**

(75) Inventors: **James R. Butler**, Niles, MI (US); **John J. Brown**, Buchanan, MI (US)

(73) Assignee: **Just Plugs, LLC**, Niles, MI (US)

(**) Term: **14 Years**

(21) Appl. No.: **29/319,750**

(22) Filed: **Jun. 13, 2008**

(51) **LOC (9) Cl.** **24-04**

(52) **U.S. Cl.** **D24/106**

(58) **Field of Classification Search** D24/106;
D8/21, 28, 27; 181/129, 130, 131, 135; 128/857,
128/864, 865, 867, 868
See application file for complete search history.

(56) **References Cited**

U.S. PATENT DOCUMENTS

- D338,816 S * 8/1993 Maldonado D8/21
- D519,009 S * 4/2006 Hsieh D8/28
- D544,176 S * 6/2007 Rubin D1/106

* cited by examiner

Primary Examiner—Ian Simmons
Assistant Examiner—Christopher Lee

(74) *Attorney, Agent, or Firm*—Botkin & Hall, LLP

(57) **CLAIM**

The ornamental design for an ear plug, as shown and described.

DESCRIPTION

FIG. 1 is a perspective view of the ear plug showing a front side;

FIG. 2 is a side view ear plug shown in FIG. 1;

FIG. 3 is a top view of the ear plug shown in FIG. 1;

FIG. 4 is a bottom view of the ear plug shown in FIG. 1;


FIG. 5 is another side view of the ear plug shown in FIG. 1;

FIG. 6 is a rear view of the ear plug shown in FIG. 1; and,

FIG. 7 is a front view of ear plug shown in FIG. 1.

The broken line foam portion is shown for illustrative purposes and forms no part of the claimed design.

1 Claim, 2 Drawing Sheets



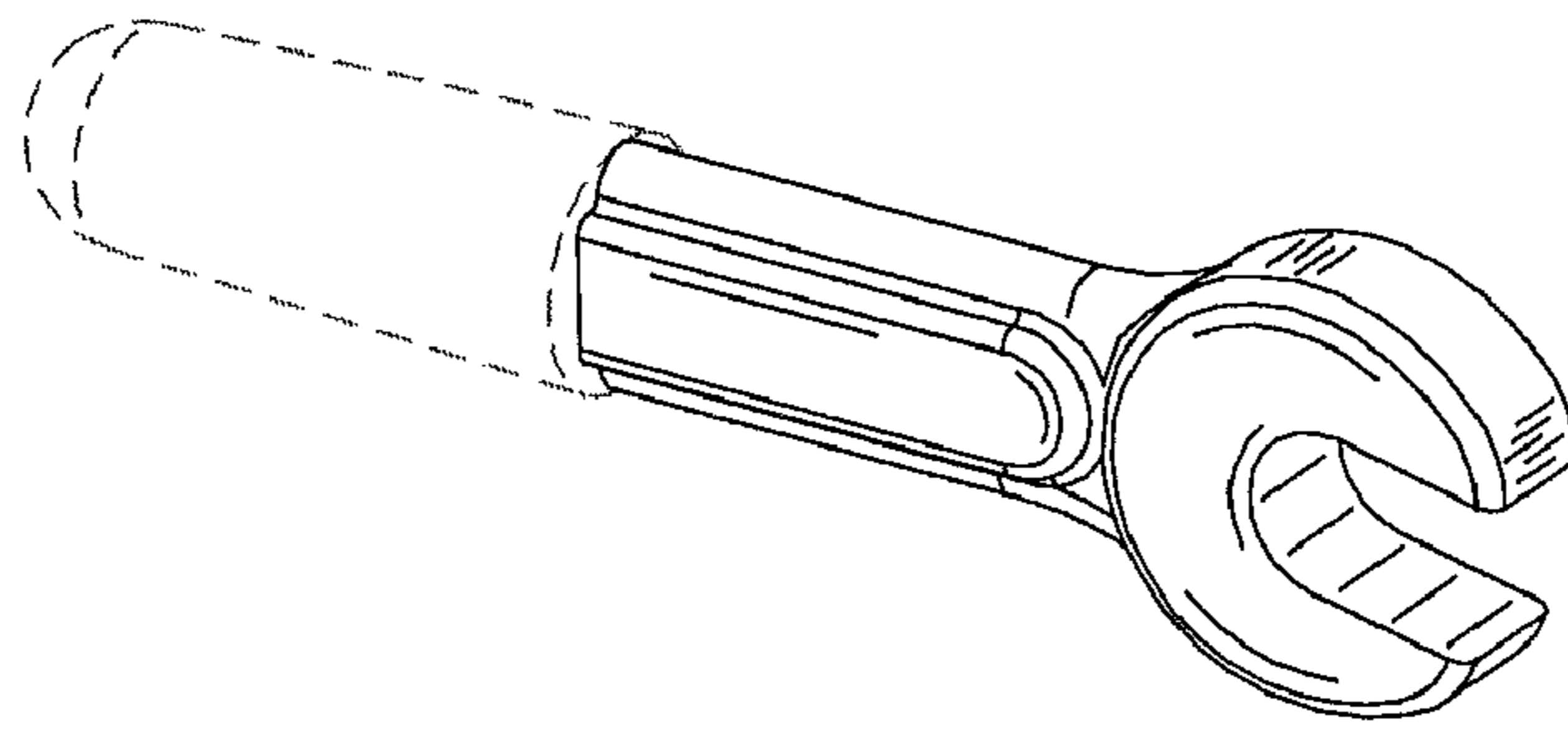


FIG. 1




FIG. 4

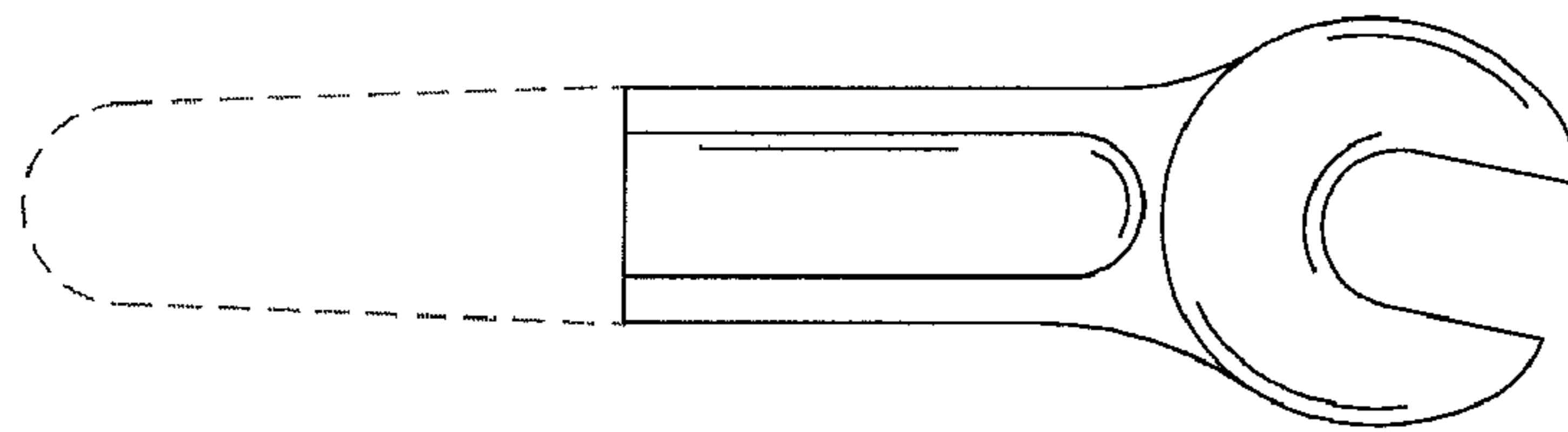


FIG. 2

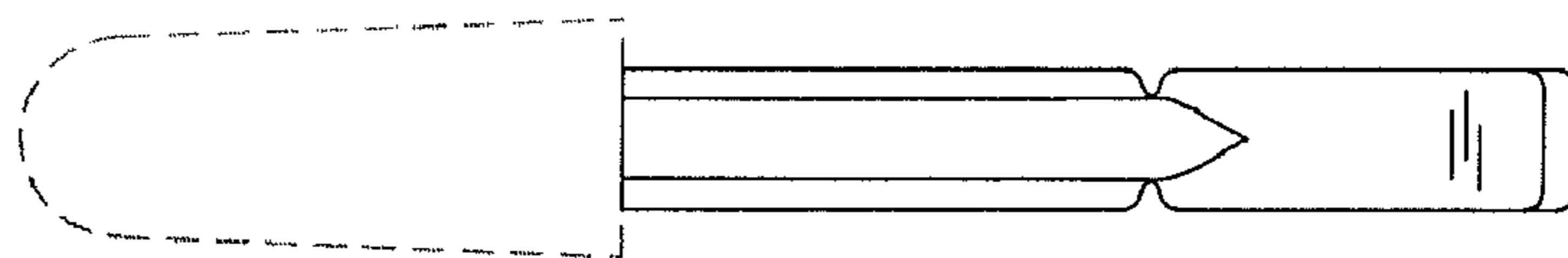


FIG. 3

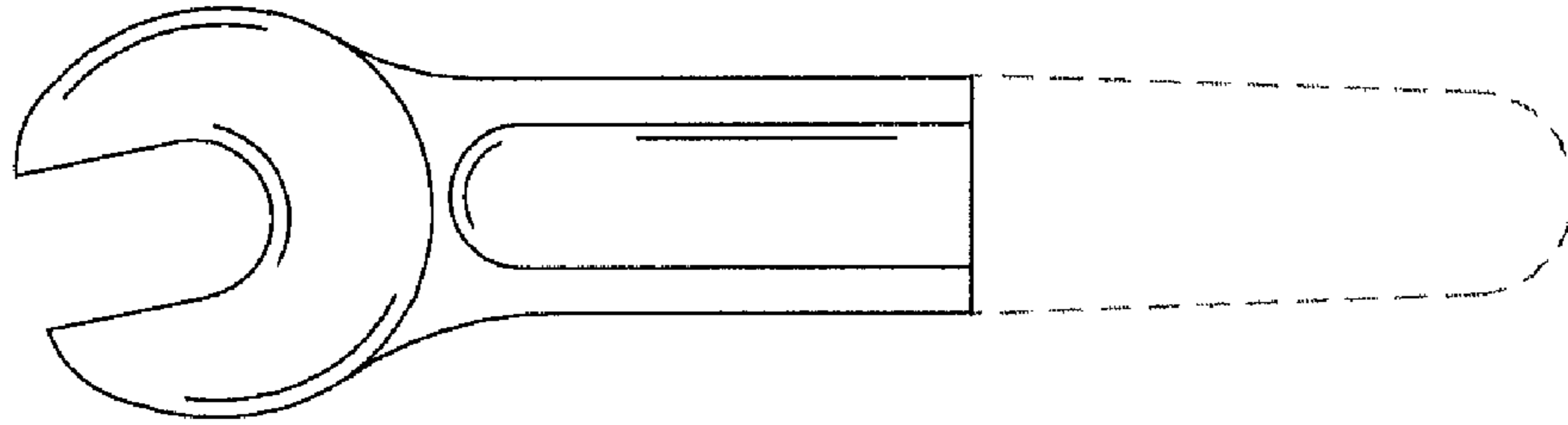


FIG. 5

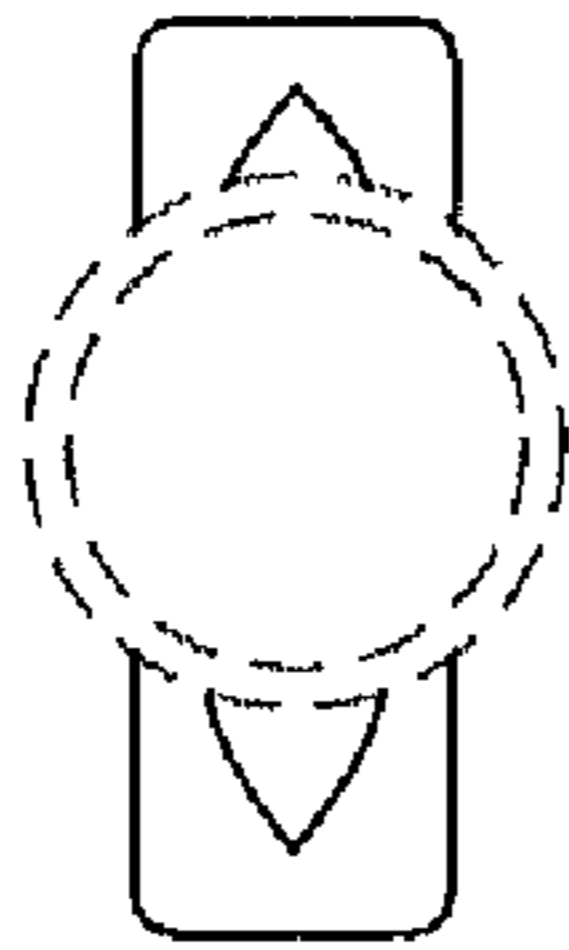


FIG. 6

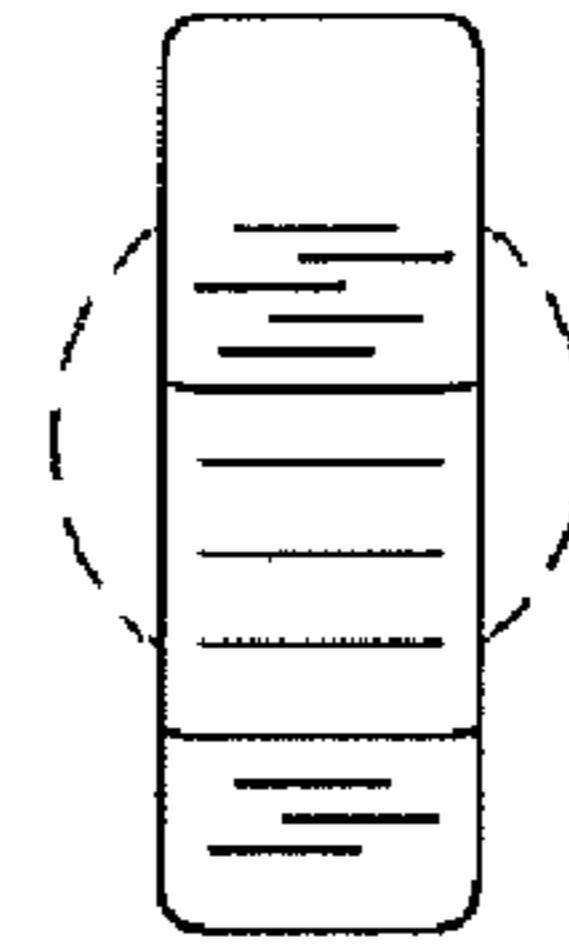


FIG. 7