



US00D595828S

(12) **United States Design Patent**  
**Schwartz et al.**

(10) **Patent No.:** **US D595,828 S**  
(45) **Date of Patent:** **\*\* Jul. 7, 2009**

(54) **AIR FRESHENER COMPACT**  
(75) Inventors: **Keara Elyse Schwartz**, Cincinnati, OH (US); **Brian Patrick Bjelovuk**, Westerville, OH (US); **Finnegan O’Jennings**, Cincinnati, OH (US); **Michael Thomas Roller**, Covington, KY (US)

(73) Assignee: **The Procter & Gamble Company**, Cincinnati, OH (US)

(\*\*) Term: **14 Years**

(21) Appl. No.: **29/326,240**

(22) Filed: **Oct. 15, 2008**

**Related U.S. Application Data**

(62) Division of application No. 29/306,676, filed on Apr. 14, 2008, now Pat. No. Des. 581,507.

(51) **LOC (9) Cl.** ..... **28-99**

(52) **U.S. Cl.** ..... **D23/366**

(58) **Field of Classification Search** ..... D23/355–369;  
261/DIG. 17, DIG. 42, DIG. 65, DIG. 88,  
261/DIG. 89; 239/34, 35, 37, 44, 53, 56,  
239/57, 60, 136, 326; 392/386, 390, 394,  
392/395; D28/5, 6; D3/1, 2

See application file for complete search history.

(56) **References Cited**

**U.S. PATENT DOCUMENTS**

2,755,954	A *	7/1956	Anritter	.....	220/4.21
D252,706	S	8/1979	Schimanski		
D253,489	S *	11/1979	Hoyt	.....	D23/369
4,526,592	A *	7/1985	Armbruster	.....	96/121
D282,484	S *	2/1986	Armbruster	.....	D23/365
D366,108	S *	1/1996	Traylor et al.	.....	D23/368

D370,253	S *	5/1996	Yuen	.....	D23/355
D391,072	S *	2/1998	Martin	.....	D3/1
D395,494	S	6/1998	Becker		
D399,945	S	10/1998	Bonomo et al.		
D427,301	S *	6/2000	Sato et al.	.....	D23/364
D447,551	S	9/2001	A’Court		
D477,389	S *	7/2003	Chen	.....	D23/366
D516,193	S	2/2006	Caserta et al.		
D532,506	S	11/2006	Caserta et al.		
D544,953	S	6/2007	Kee		
D550,345	S *	9/2007	Weggelaar	.....	D23/366
D553,729	S	10/2007	Bayly et al.		
D580,040	S *	11/2008	Schwartz et al.	.....	D23/366
D583,456	S *	12/2008	Hennessy	.....	D23/366
D584,391	S *	1/2009	Howlett et al.	.....	D23/366

\* cited by examiner

*Primary Examiner*—Sandra Snapp

(74) *Attorney, Agent, or Firm*—Amy I. Ahn-Roll

(57) **CLAIM**

The ornamental design for an air freshener compact, as shown and described.

**DESCRIPTION**

FIG. 1 is a perspective view an embodiment of an air freshener compact according to the present invention;

FIG. 2 is a top plan view thereof;

FIG. 3 is a bottom plan view thereof;

FIG. 4 is a left side elevational view thereof;

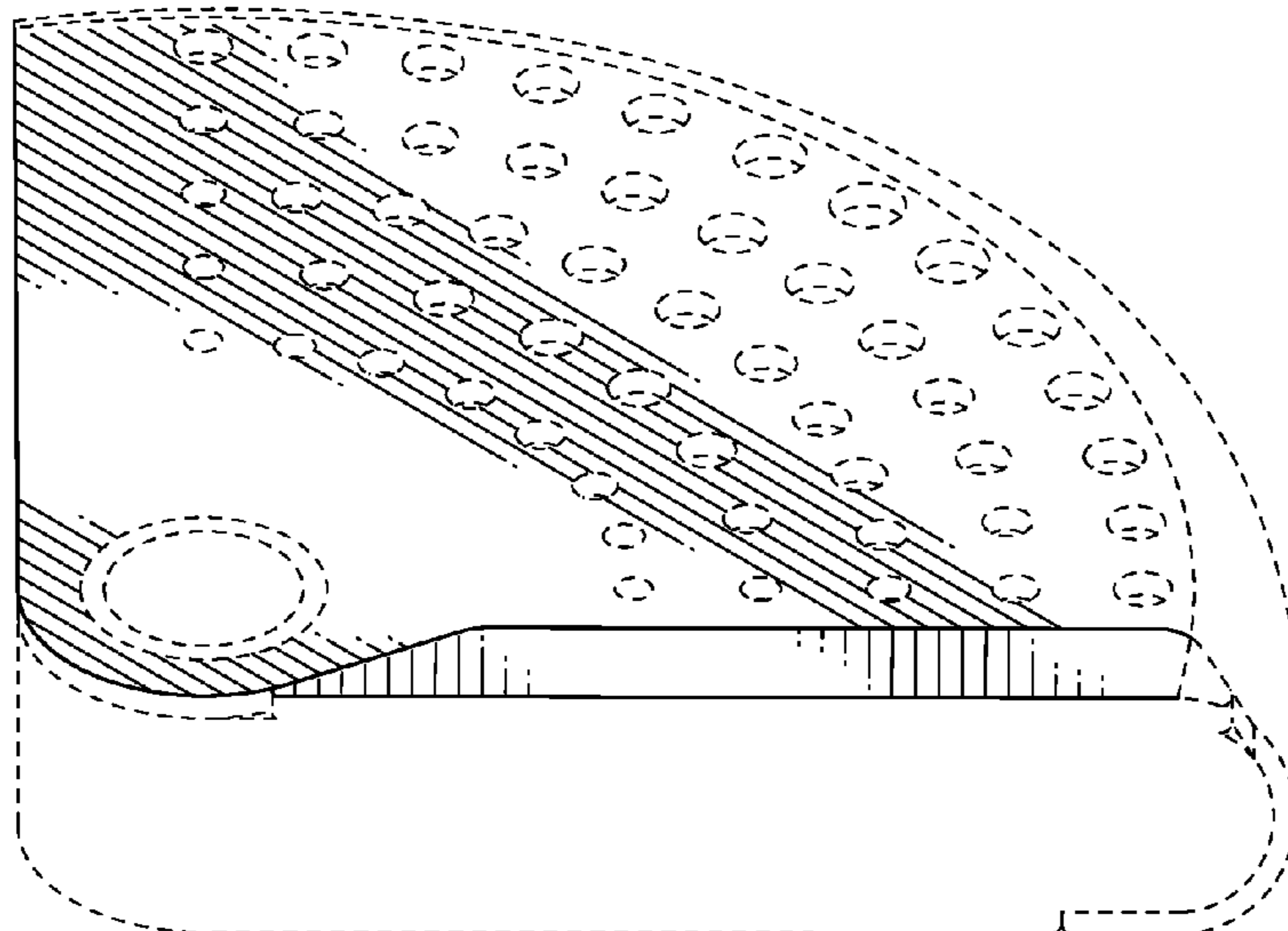
FIG. 5 is a right side elevational view thereof;

FIG. 6 is a rear elevational view thereof; and,

FIG. 7 is a front elevational view thereof.

The broken lines shown in the drawings are for illustrative purposes only and form no part of the claimed design.

**1 Claim, 3 Drawing Sheets**



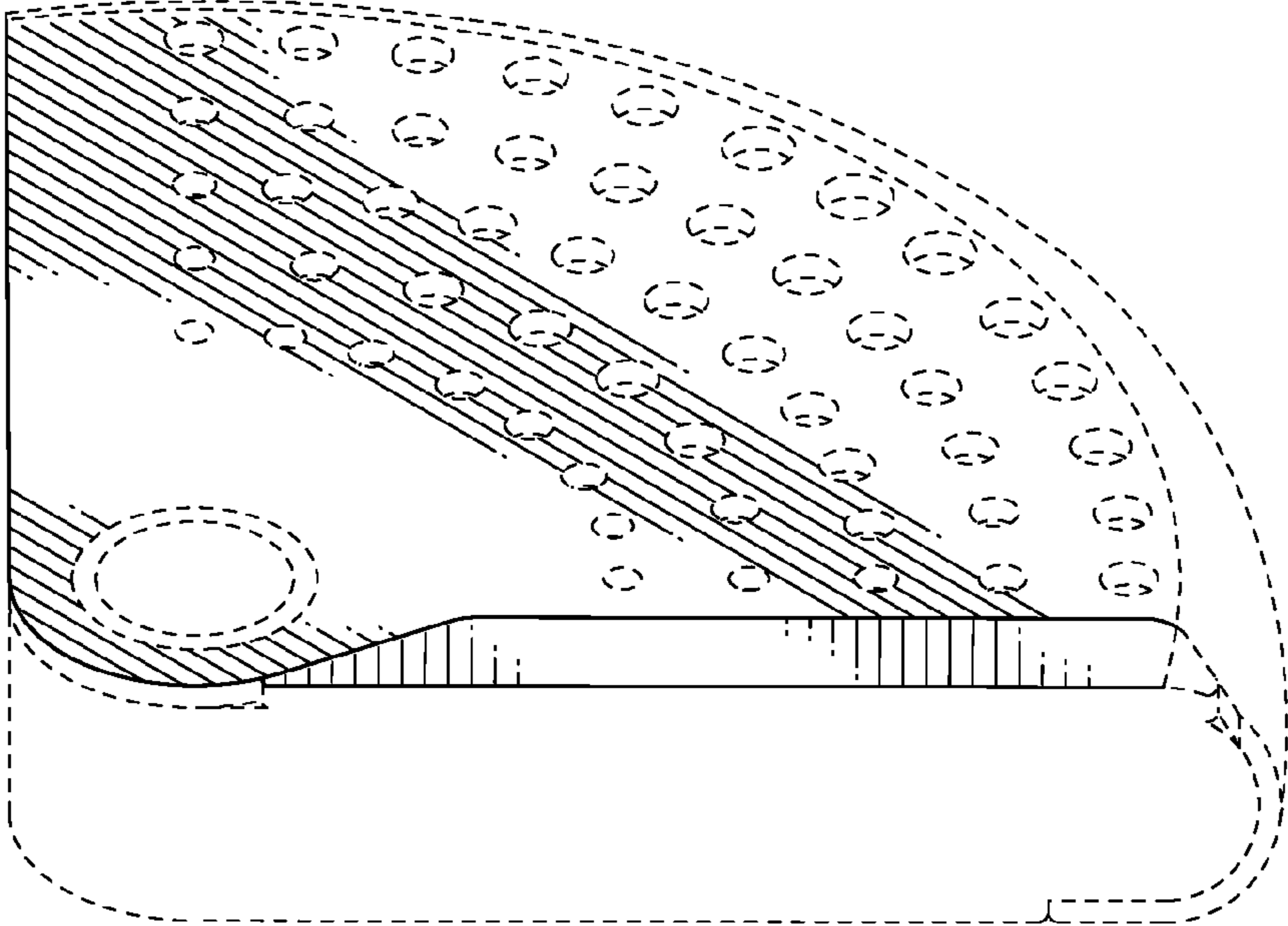


FIG. 1

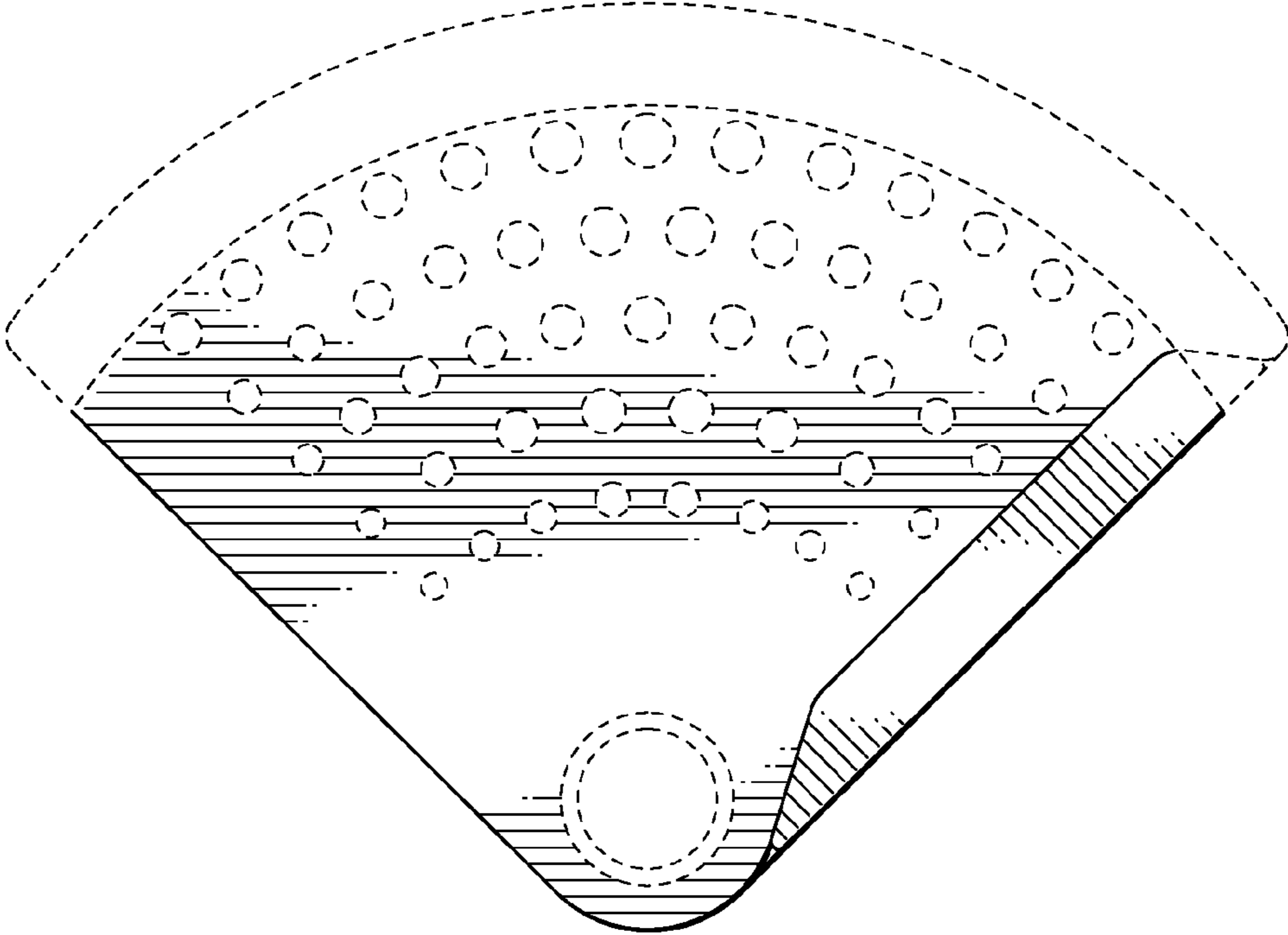


FIG. 2

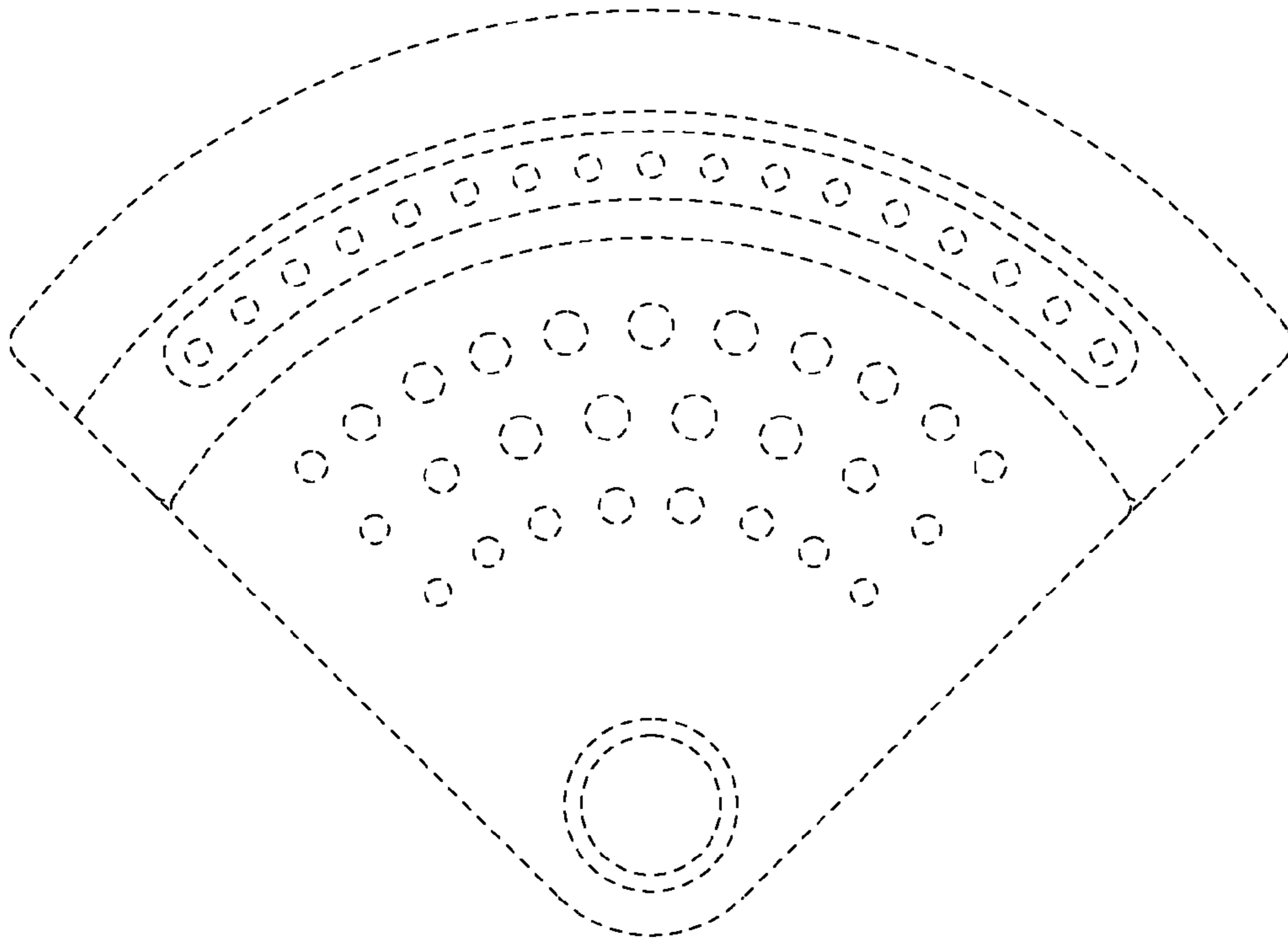


FIG. 3

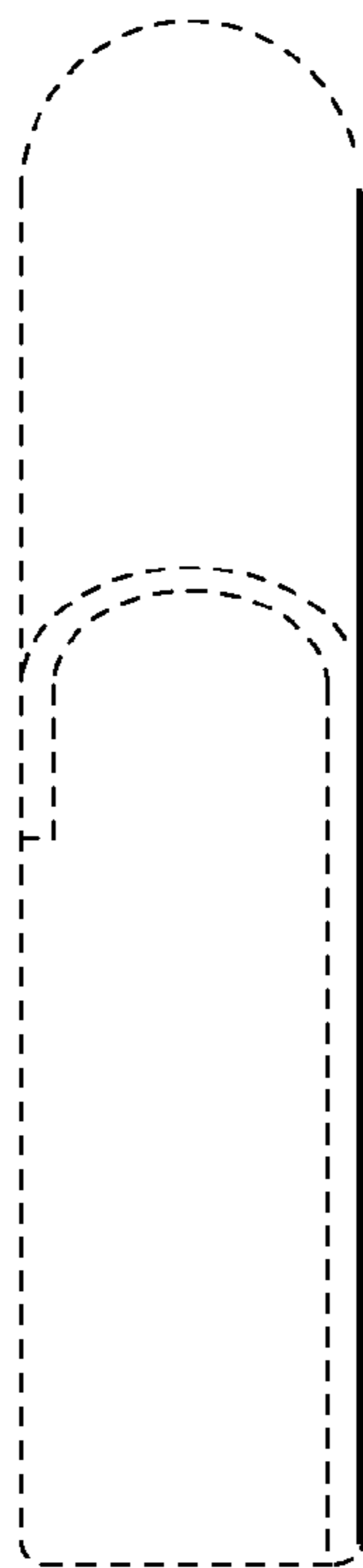


FIG. 4

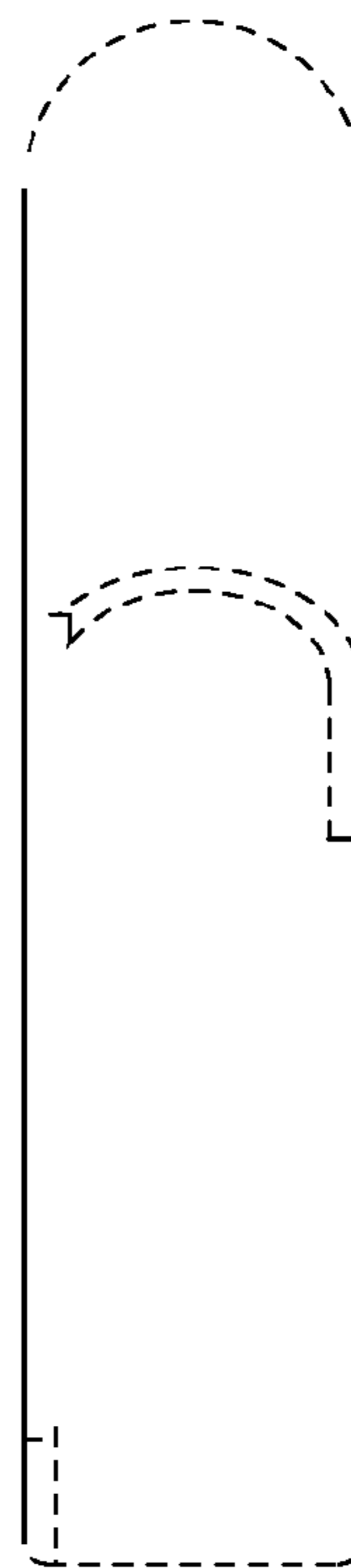


FIG. 5



FIG. 6




FIG. 7