



US00D595827S

(12) **United States Design Patent**  
**Satou**

(10) **Patent No.:** **US D595,827 S**

(45) **Date of Patent:** **\*\* Jul. 7, 2009**

(54) **AIR PURIFIER**

(75) Inventor: **Dai Satou**, Kusatsu (JP)

(73) Assignee: **Daikin Industries Ltd.**, Osaka-Shi,  
Osaka (JP)

(\*\*) Term: **14 Years**

(21) Appl. No.: **29/311,069**

(22) Filed: **Dec. 18, 2008**

(30) **Foreign Application Priority Data**

Sep. 1, 2008 (JP) ..... 2008-022433

(51) **LOC (9) Cl.** ..... **23-04**

(52) **U.S. Cl.** ..... **D23/364**

(58) **Field of Classification Search** ..... D23/364,  
D23/355, 356, 359, 360, 366, 369, 332, 333,  
D23/335, 342, 351; 422/120, 122; 55/356,  
55/473, 504; 96/97; D14/188, 170, 172;  
261/DIG. 17, DIG. 65, DIG. 88, DIG. 31  
See application file for complete search history.

(56) **References Cited**

**U.S. PATENT DOCUMENTS**

D472,626 S *	4/2003	Nakamura	.....	D23/364
D489,801 S *	5/2004	Shimizu	.....	D23/364
D498,296 S *	11/2004	Shimizu	.....	D23/364
D537,157 S *	2/2007	Murai	.....	D23/364
D548,825 S *	8/2007	Suzuki et al.	.....	D23/364
D549,811 S *	8/2007	Chen	.....	D23/359

D550,343 S *	9/2007	Chen	.....	D23/364
D550,826 S *	9/2007	Murai et al.	.....	D23/364
D564,645 S *	3/2008	Shapiro	.....	D23/332
D566,819 S *	4/2008	Chiu	.....	D23/333
D572,810 S *	7/2008	Chiu	.....	D23/333
D575,857 S *	8/2008	Chiu	.....	D23/333
D578,632 S *	10/2008	Chen	.....	D23/364

\* cited by examiner

*Primary Examiner*—T. Chase Nelson

*Assistant Examiner*—David G Muller

(74) *Attorney, Agent, or Firm*—Manabu Kanesaka

(57) **CLAIM**

The ornamental design for an air purifier, as shown and described.

**DESCRIPTION**

FIG. 1 is a perspective view of an air purifier showing my new design;

FIG. 2 is a front view thereof;

FIG. 3 is a rear view thereof;

FIG. 4 is a plan view thereof;

FIG. 5 is a bottom view thereof;

FIG. 6 is a right side view thereof; and,

FIG. 7 is a left side view thereof.

The broken lines depict portions of the air purifier that form no part of claimed design.

**1 Claim, 6 Drawing Sheets**

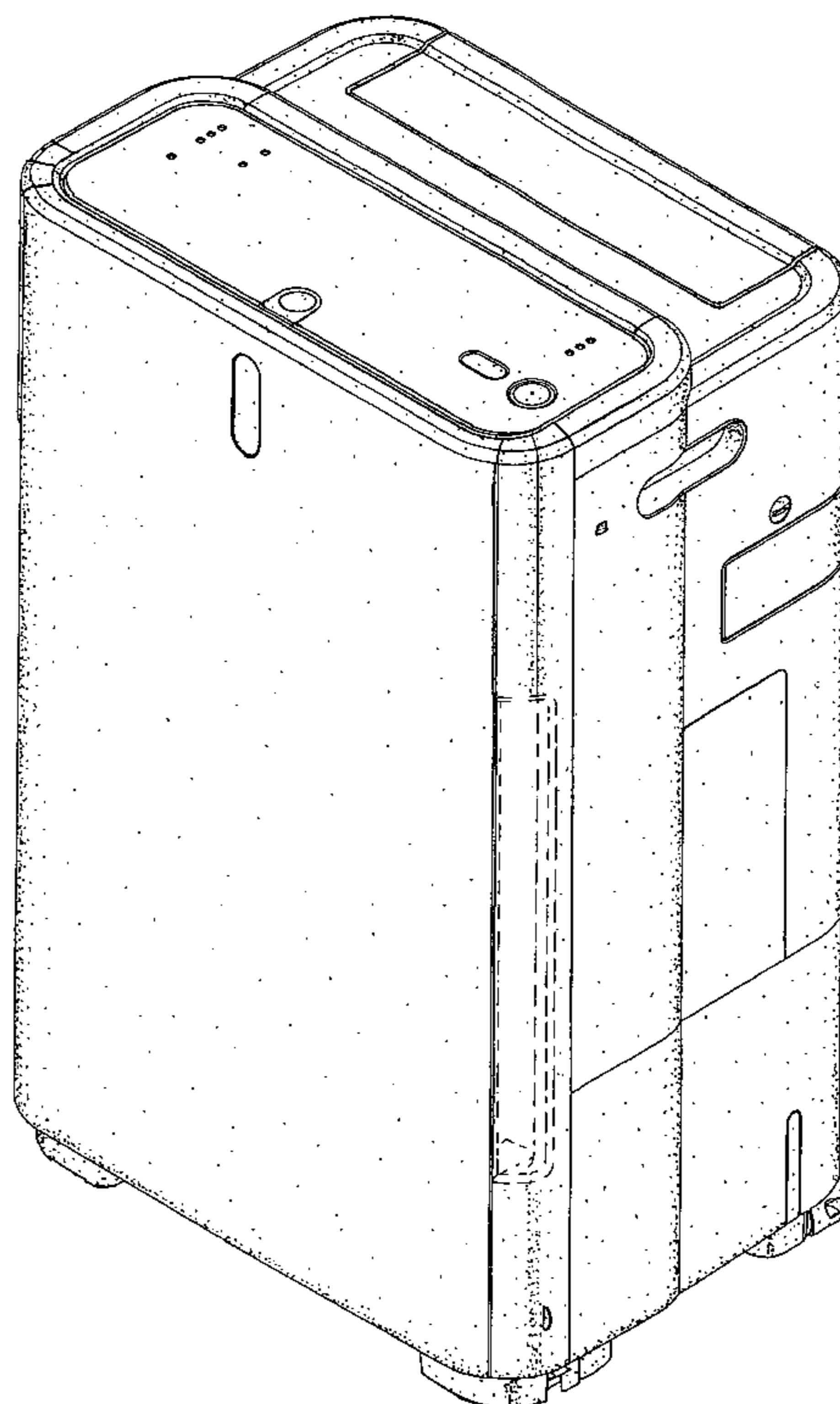


Fig. 1

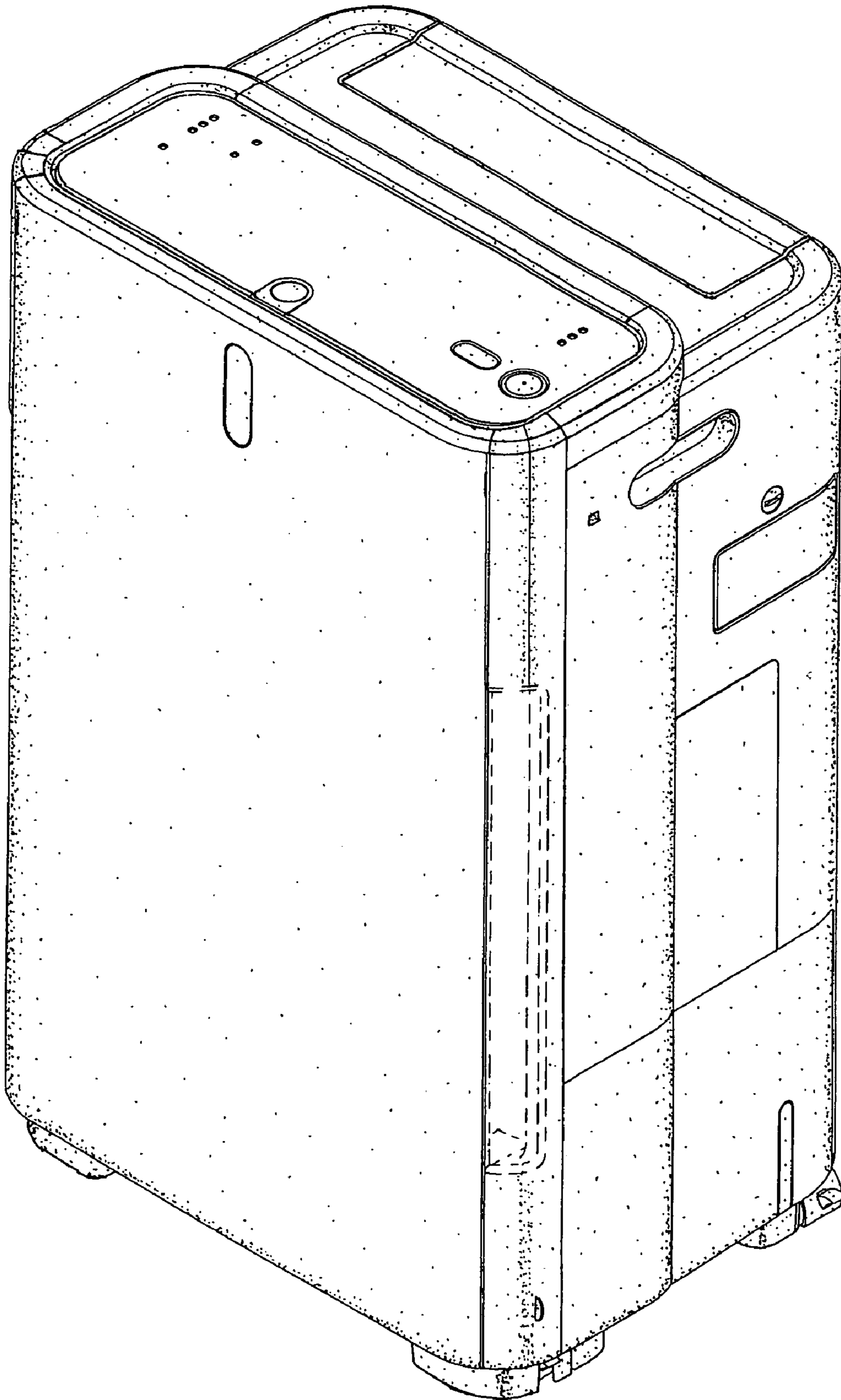


Fig. 2




Fig. 3

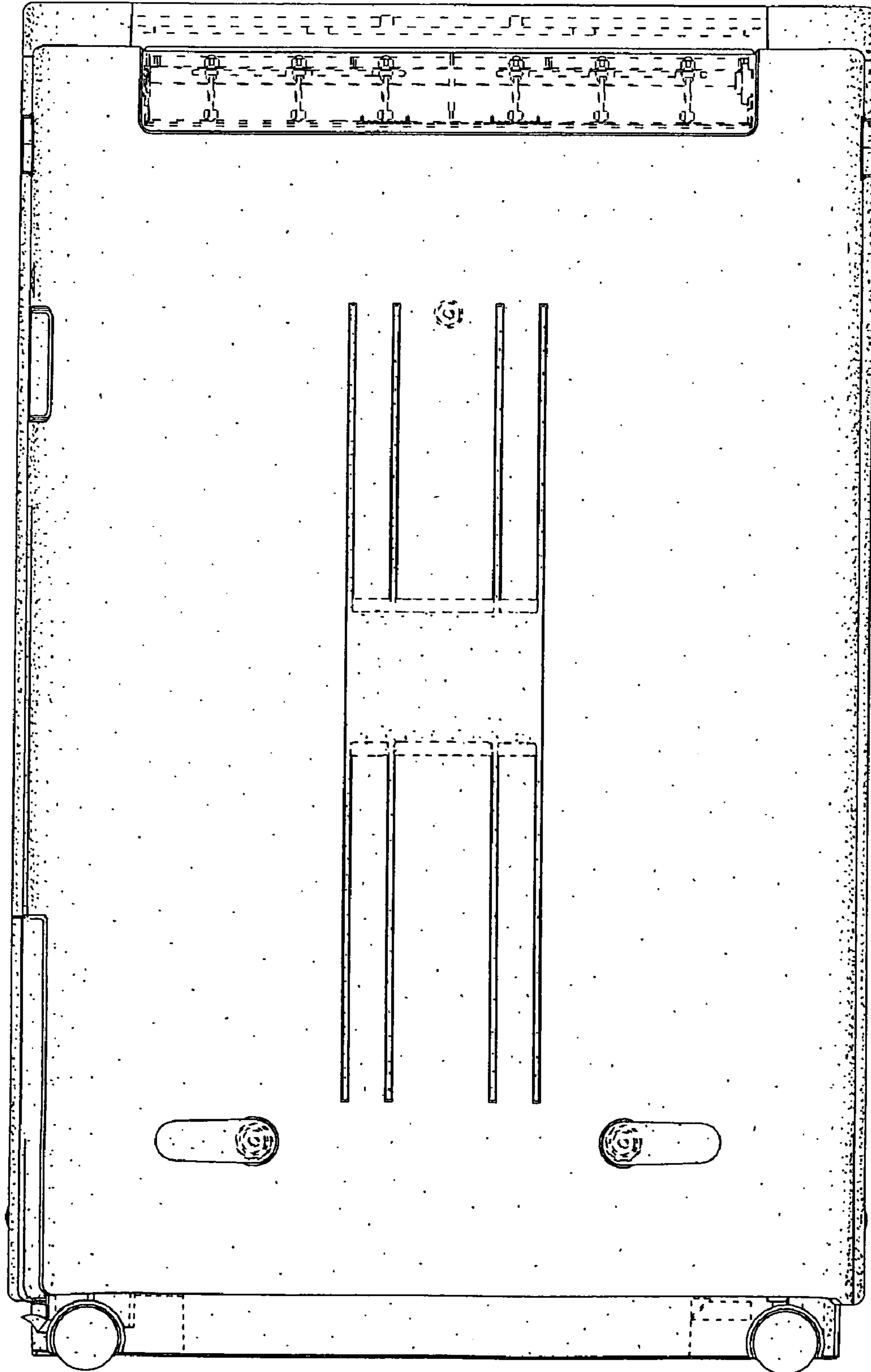




Fig. 4

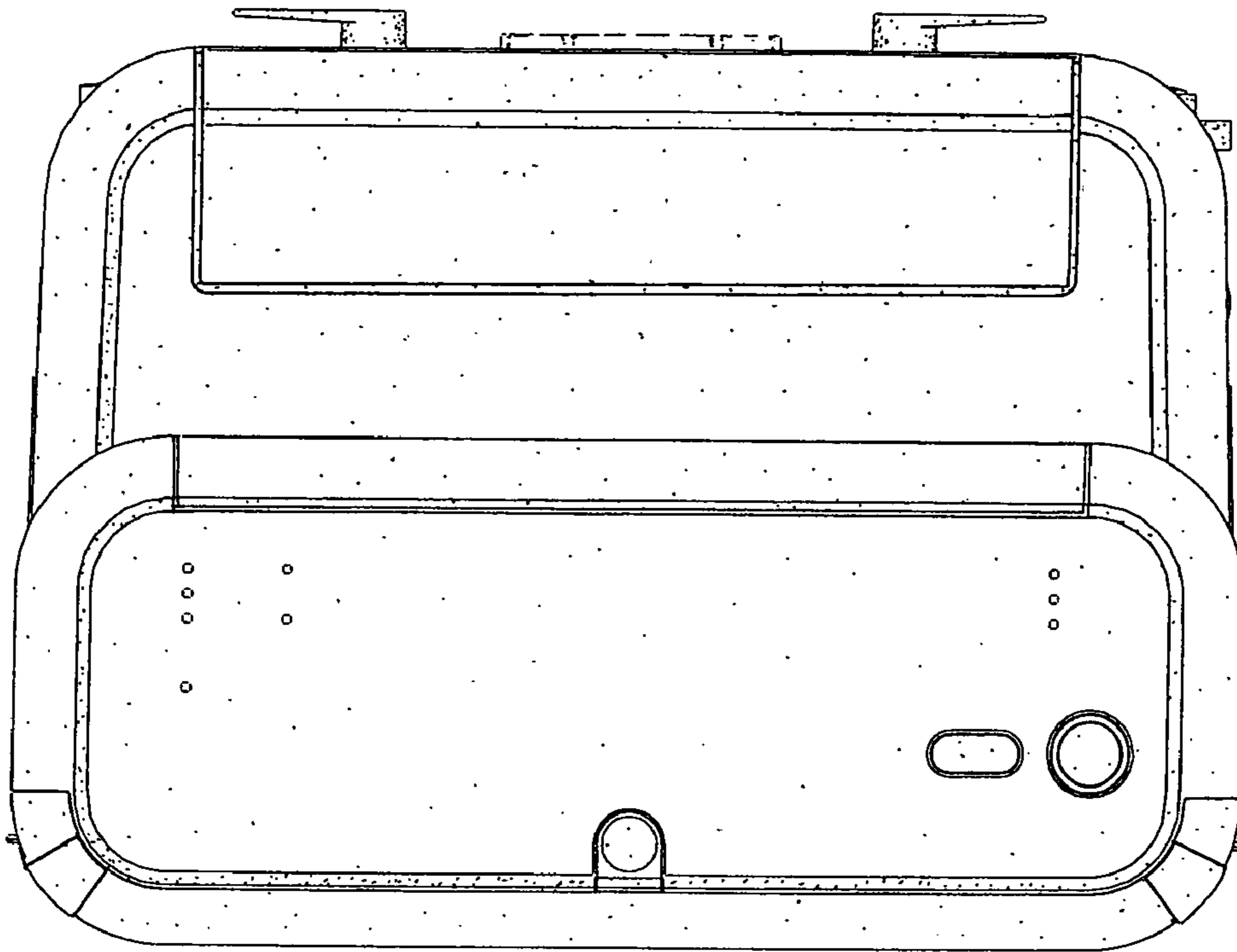


Fig. 5

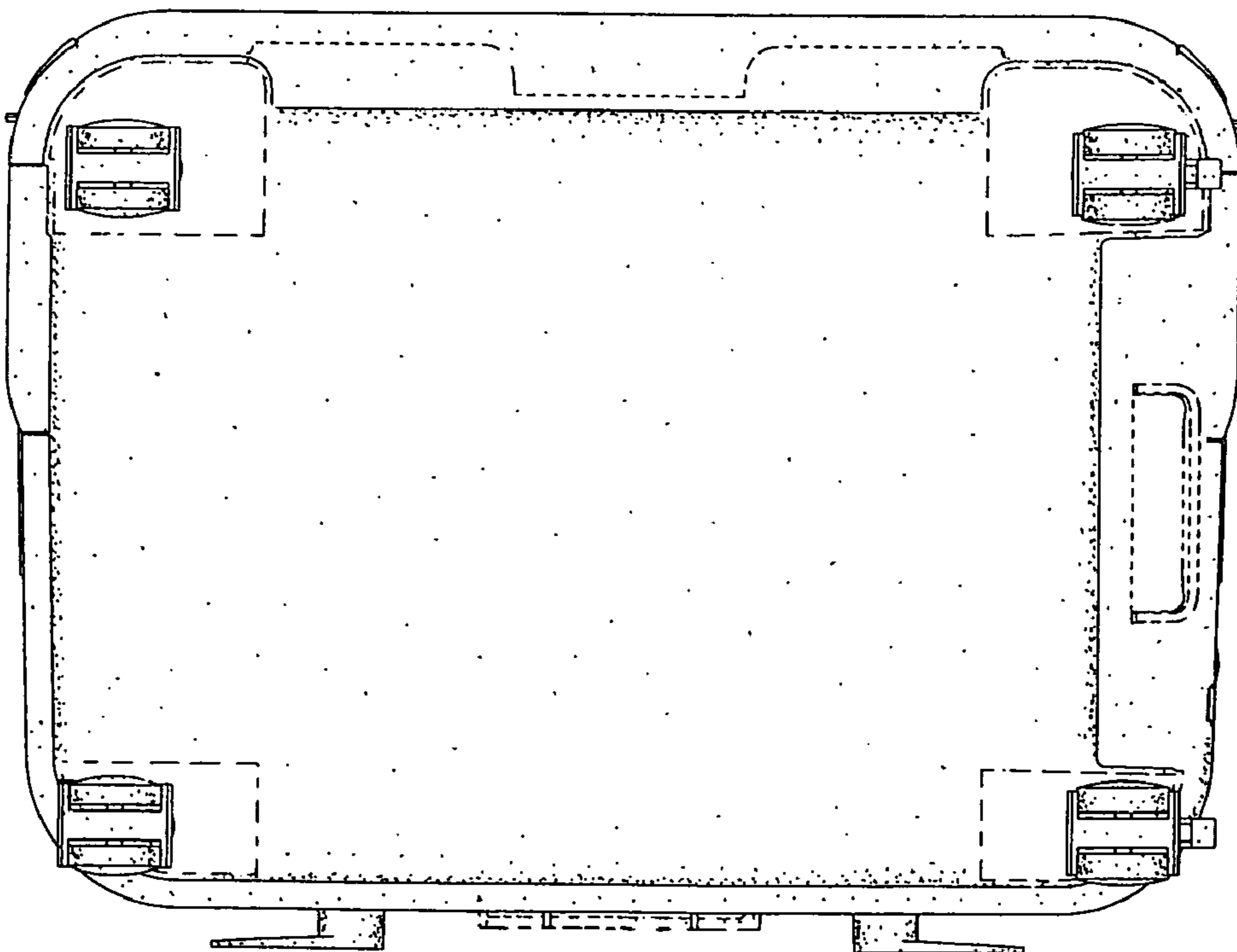


Fig. 6

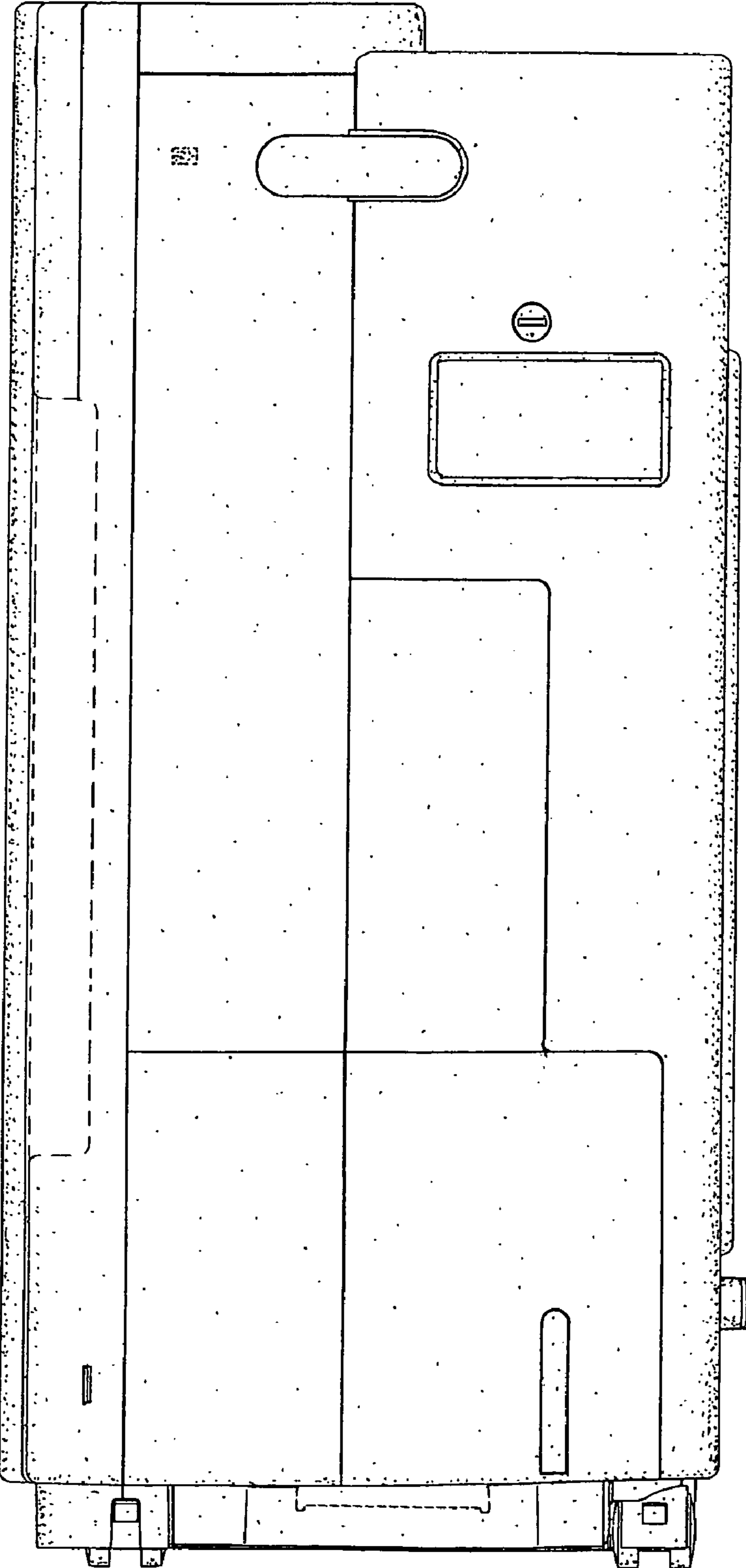


Fig. 7

