

US00D595813S

(12) **United States Design Patent**  
**Pierce et al.**

(10) **Patent No.:** **US D595,813 S**  
(45) **Date of Patent:** **\*\* Jul. 7, 2009**

(54) **PIPE COUPLING SEGMENT**

(75) Inventors: **John W. Pierce**, Nazareth, PA (US);  
**Douglas R. Dole**, Whitehouse Station,  
NJ (US); **William A. Nagle**, Laureldale,  
PA (US); **Scott D. Madara**, Nazareth,  
PA (US)

(73) Assignee: **Victaulic Company**, Easton, PA (US)

(\*\*) Term: **14 Years**

(21) Appl. No.: **29/329,750**

(22) Filed: **Dec. 19, 2008**

**Related U.S. Application Data**

(62) Division of application No. 29/278,192, filed on Mar. 21, 2007, now Pat. No. Des. 583,914.

(51) **LOC (9) Cl.** ..... **23-01**

(52) **U.S. Cl.** ..... **D23/262**

(58) **Field of Classification Search** ..... D23/213,  
D23/249, 257, 259, 260, 261, 262, 263, 264,  
D23/265, 266, 267, 268; D15/7; D8/396;  
4/675-678; 403/291, 300; 285/1, 53, 112,  
285/340, 367, 373, 404, 915; 261/DIG. 22;  
239/428.5; D5/300-322

See application file for complete search history.

(56) **References Cited**

**U.S. PATENT DOCUMENTS**

D142,057	S	*	8/1945	Baxter	.....	D23/265
D142,834	S	*	11/1945	Campbell	.....	D23/265
D168,928	S	*	3/1953	English	.....	D23/265
2,752,173	A	*	6/1956	Krooss	.....	285/232
4,408,788	A	*	10/1983	Beukema	.....	285/419
D287,532	S	*	12/1986	Jones et al.	.....	D23/265
4,896,902	A	*	1/1990	Weston	.....	285/93
D334,050	S	*	3/1993	Foxlee	.....	D23/263

D339,975	S	*	10/1993	Bird et al.	.....	D8/354
5,911,446	A	*	6/1999	McLennan et al.	.....	285/104
D423,904	S	*	5/2000	Caugh et al.	.....	D8/317
D424,402	S	*	5/2000	Caugh et al.	.....	D8/317
6,076,861	A	*	6/2000	Ikeda	.....	285/112
D457,386	S	*	5/2002	Coudurier	.....	D7/394
D480,911	S	*	10/2003	Logiudice et al.	.....	D7/394
7,090,259	B2	*	8/2006	Dole	.....	285/367
D558,307	S	*	12/2007	Gibb et al.	.....	D23/265
D560,764	S	*	1/2008	Gibb et al.	.....	D23/265
D568,451	S	*	5/2008	Gibb et al.	.....	D23/262
D570,458	S	*	6/2008	Gibb et al.	.....	D23/262
2005/0242585	A1	*	11/2005	Dole et al.	.....	285/367

\* cited by examiner

*Primary Examiner*—Cathron C Brooks

*Assistant Examiner*—Michael A Pratt

(74) *Attorney, Agent, or Firm*—Ballard Spahr Andrews and Ingersoll, LLP

(57) **CLAIM**

We claim the ornamental design for a pipe coupling segment, as shown and described.

**DESCRIPTION**

FIG. 1 is an isometric view of our design for a pipe coupling segment;

FIG. 2 is a front view of the design for the pipe coupling segment shown in FIG. 1, the rear view being identical;

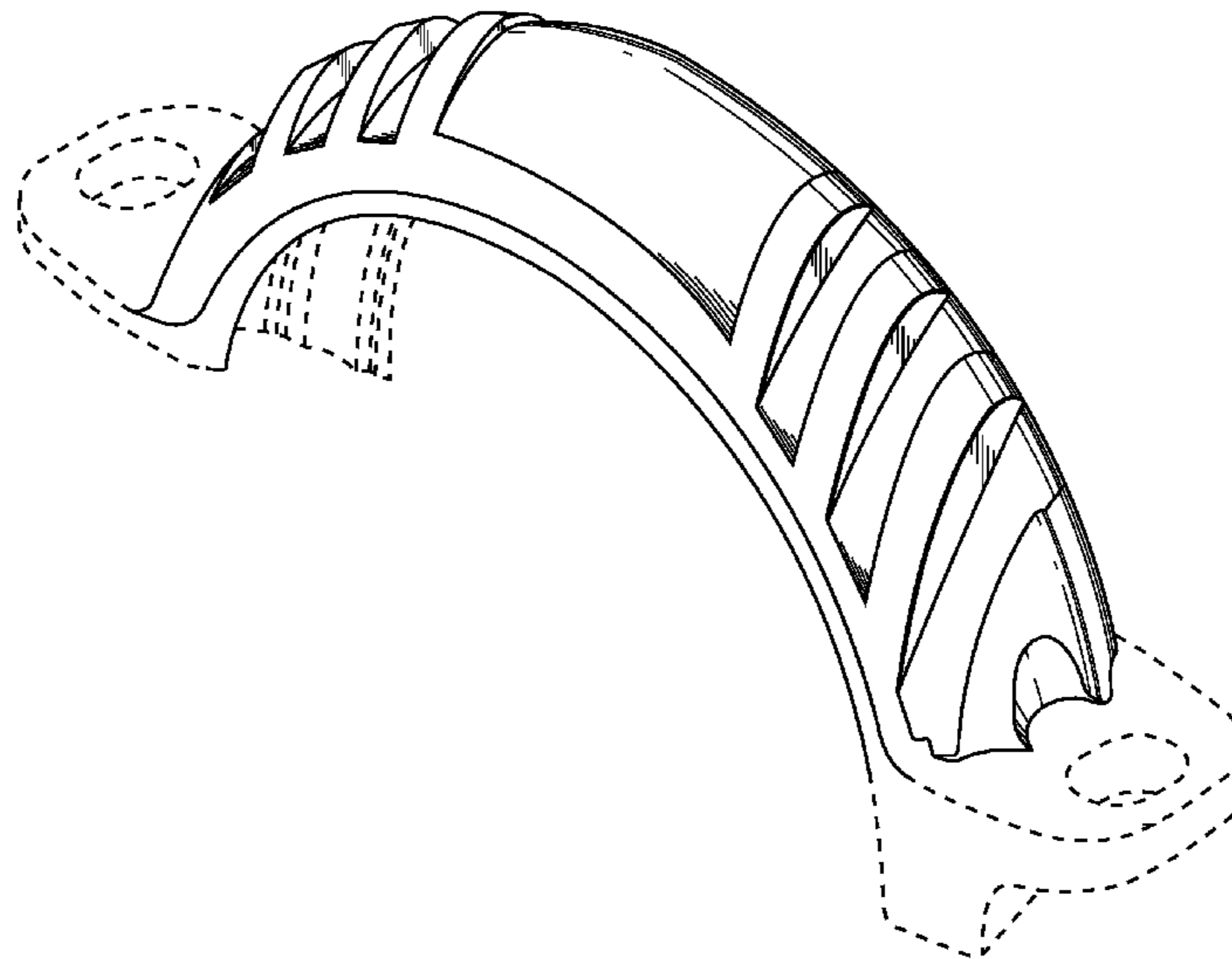
FIG. 3 is a top view of the design for the pipe coupling segment shown in FIG. 1;

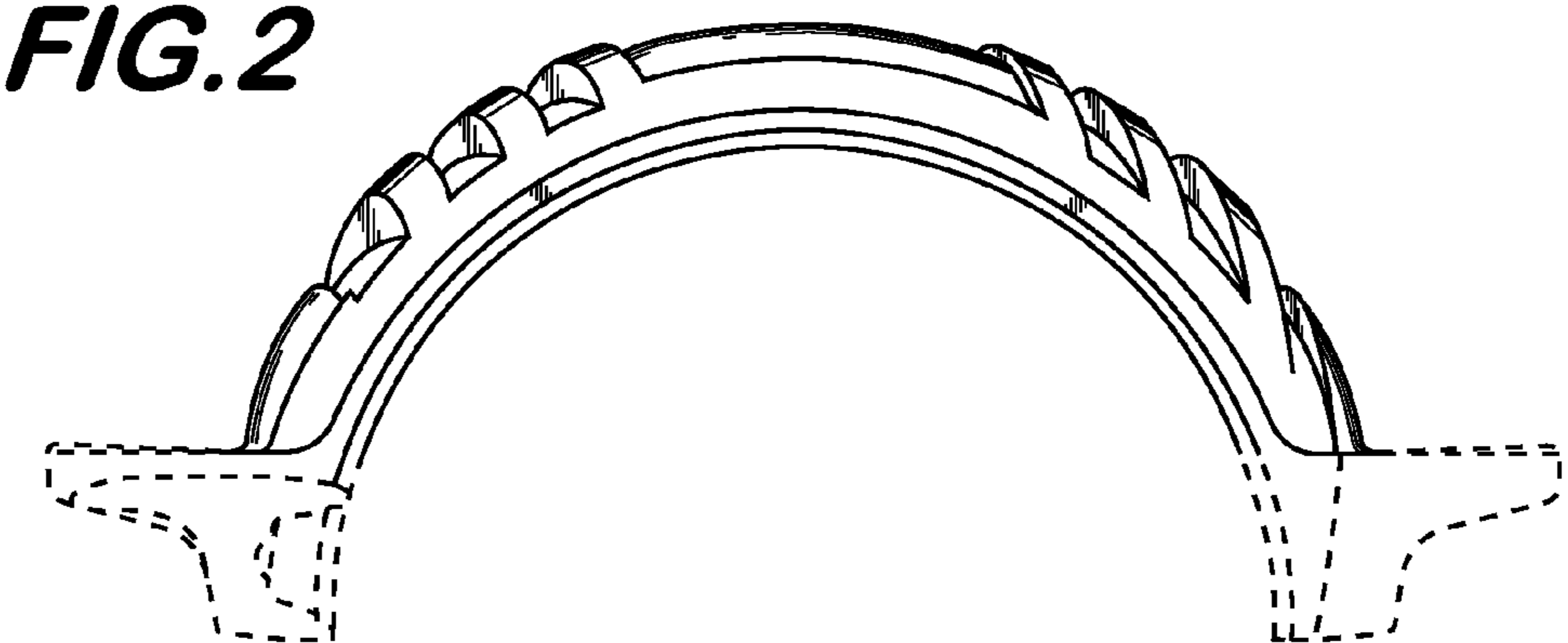
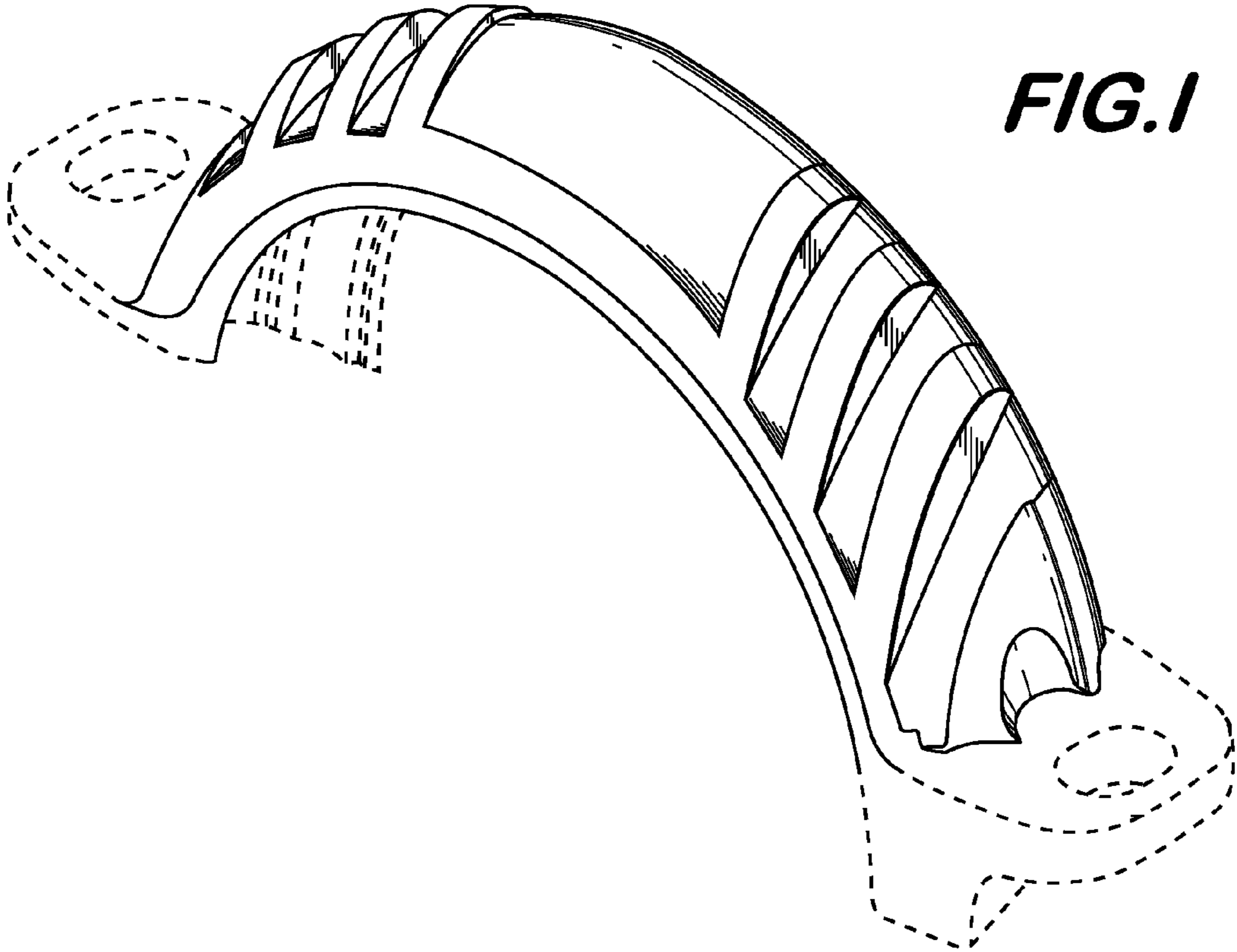
FIG. 4 is a bottom view of the design for the pipe coupling segment shown in FIG. 1; and,

FIG. 5 is a left side view of the design for the pipe coupling segment shown in FIG. 1, the right side view being identical.

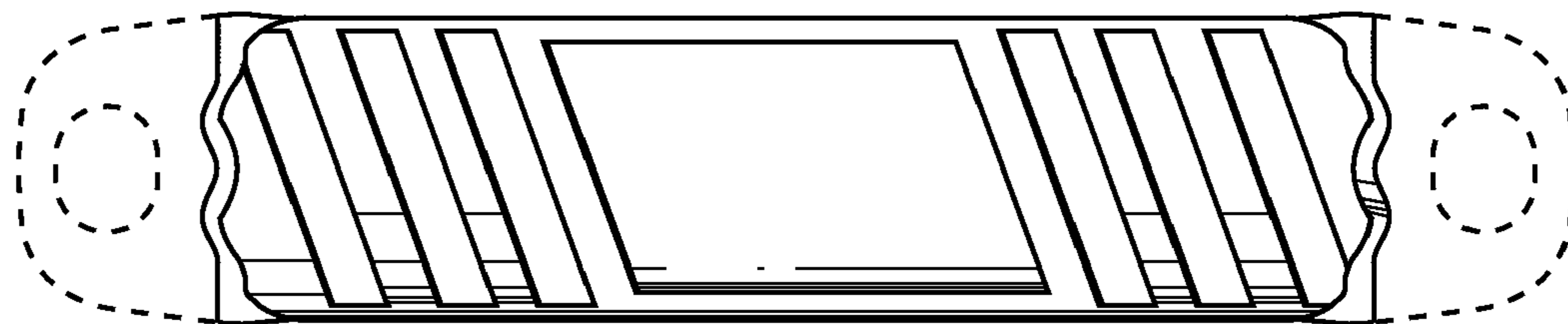
The broken line showing of portions of the pipe coupling in FIGS. 1-5 forms no part of the claimed design.

**1 Claim, 2 Drawing Sheets**


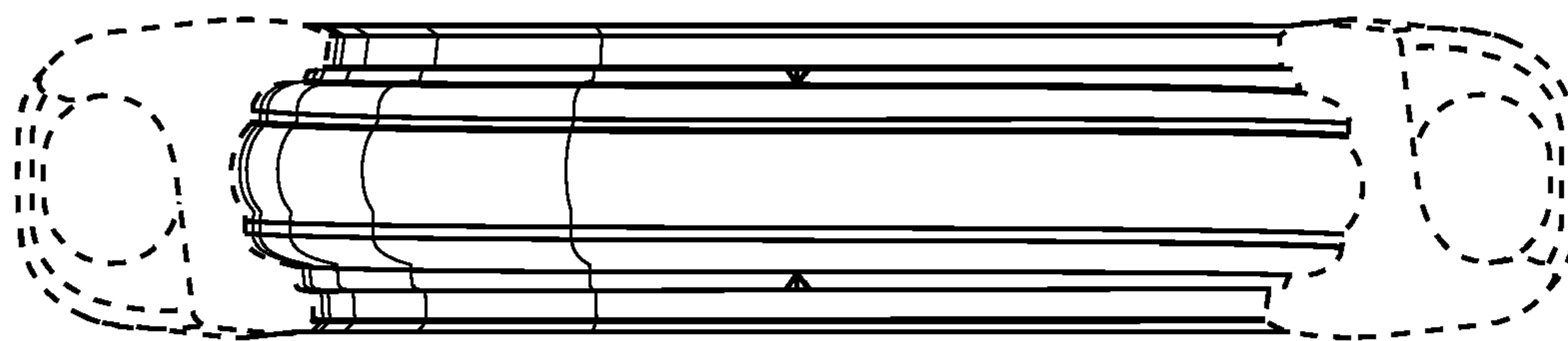




**FIG. 3**



**FIG. 4**



**FIG. 5**

UNITED STATES PATENT AND TRADEMARK OFFICE  
**CERTIFICATE OF CORRECTION**

PATENT NO. : Des. 595,813 S  
APPLICATION NO. : 29/329750  
DATED : July 9, 2009  
INVENTOR(S) : John W. Pierce et al.

Page 1 of 1

It is certified that error appears in the above-identified patent and that said Letters Patent is hereby corrected as shown below:

On the title page item (57),  
CLAIM: replace "coupling" with "coupling"

Signed and Sealed this

First Day of September, 2009



David J. Kappos  
*Director of the United States Patent and Trademark Office*