



US00D595789S

(12) **United States Design Patent**
Jaqua et al.

(10) **Patent No.:** **US D595,789 S**
(45) **Date of Patent:** **** Jul. 7, 2009**

(54) **STUFFED TOY**

(75) Inventors: **Steve Jaqua**, Ann Arbor, MI (US);
Matthew Allen Perry, San Francisco,
CA (US); **Beth Balogh**, Ann Arbor, MI
(US)

(73) Assignee: **Poplin Press**, Ann Arbor, MI (US)

(**) Term: **14 Years**

(21) Appl. No.: **29/294,991**

(22) Filed: **Feb. 1, 2008**

(51) **LOC (9) Cl.** **21-01**

(52) **U.S. Cl.** **D21/656**

(58) **Field of Classification Search** D11/158;
D21/576, 585-590, 628, 656; 446/72, 97-98,
446/268, 297, 369

See application file for complete search history.

(56) **References Cited**

U.S. PATENT DOCUMENTS

D164,930 S	10/1951	Hollis	D21/616	
D208,636 S	*	9/1967	Strauss	D21/628
D249,029 S	*	8/1978	Bossons	D11/158
D324,302 S		3/1992	Schneck	D3/39
D417,239 S	*	11/1999	Sullivan	D21/656
D433,863 S		11/2000	Rosenstadt et al.	D6/598
D557,756 S	*	12/2007	Boutin	D21/656

OTHER PUBLICATIONS

“Photoshopped Animals”, http://www.i-am-bored.com/ored_link.cfm?link_id=21785, 2008 Demand Media, Inc.

Loren Coleman, “FeeJee Mermaids & Other Gaffs”, Feb. 6, 2007, <http://www.cryptomundo.com/cryptozoo-news/fj-gaffs/>.
“Dole Collectible Plush Toys”, Dole Fresh Fruit Company TM & 2007 Dole Food Company, Inc., <https://www.alinea-rfs/dole/default.asp>.
“What Chefs do when they are bored”, <http://www.animaltalk.us/for/Animals/what-chefs-do-when-they-are-bored/>.
“Animal”, http://animalnewyork.com/2006/06/psa_animals_7th_issue_wildlife.php.
“Planimals”, From Uncyclopedia, the content-free encyclopedia, <http://uncyclopedia.org/wiki/Planimals>.
“Zoomorphs”, <http://www.zoomorphs.com/index.php>.
Kayee Toy Co. Catalog, PT903 Elephant, left.
The Great Steiff Collection Catalog, p. 70, Trampy Elephant, standing.

* cited by examiner

Primary Examiner—Sandra Morris

(74) *Attorney, Agent, or Firm*—Haverstock & Owens LLP


(57) **CLAIM**

We claim the ornamental design for a stuffed toy, as shown and described.

DESCRIPTION

FIG. 1 is a front view of the stuffed toy;
FIG. 2 is a back view of the stuffed toy;
FIG. 3 is a left side view of the stuffed toy;
FIG. 4 is a right side view of the stuffed toy;
FIG. 5 is a bottom view of the stuffed toy; and,
FIG. 6 is a top view of the stuffed toy.

1 Claim, 6 Drawing Sheets






Fig. 1




Fig. 2

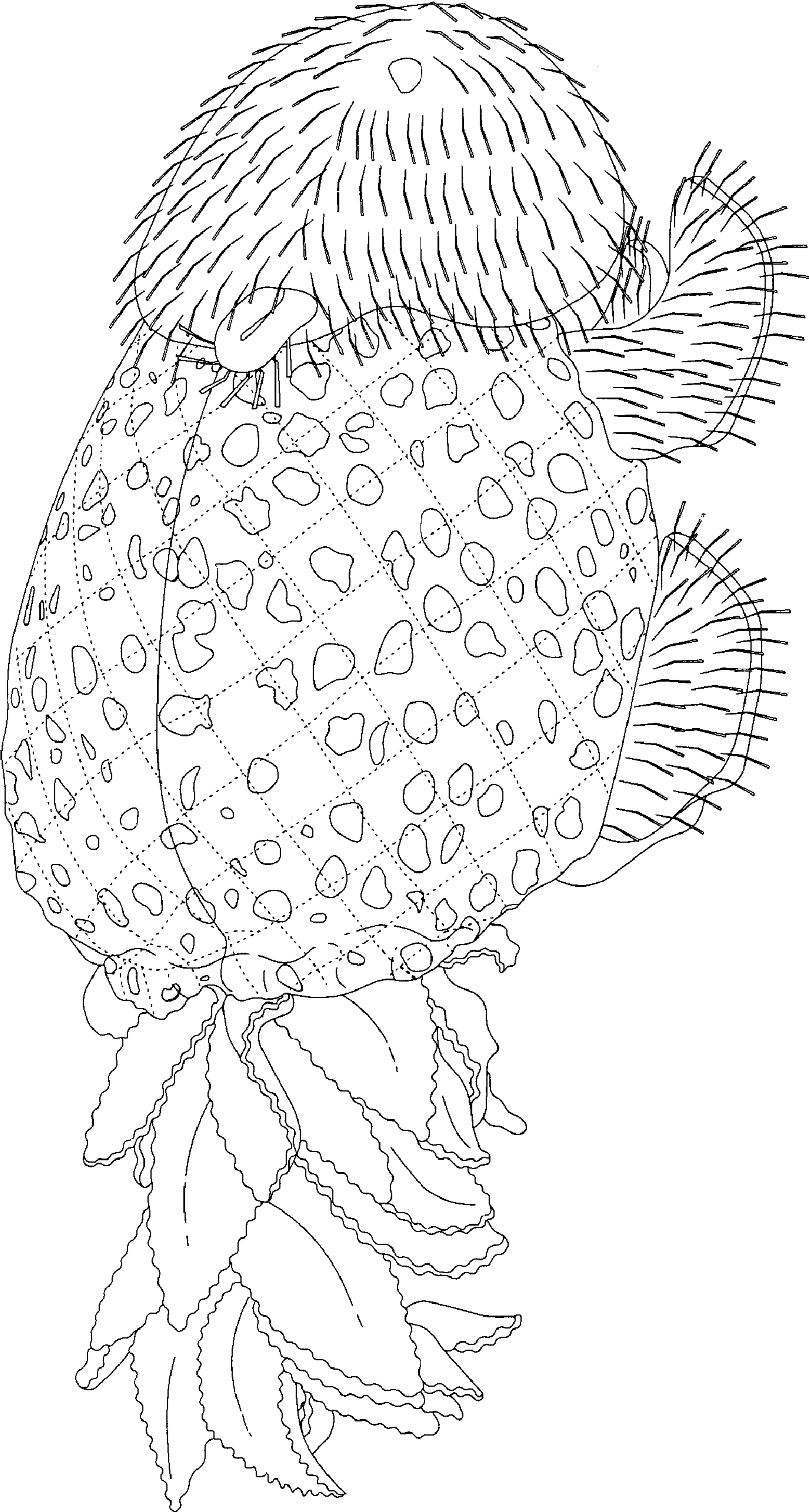


Fig. 3




Fig. 4




Fig. 5

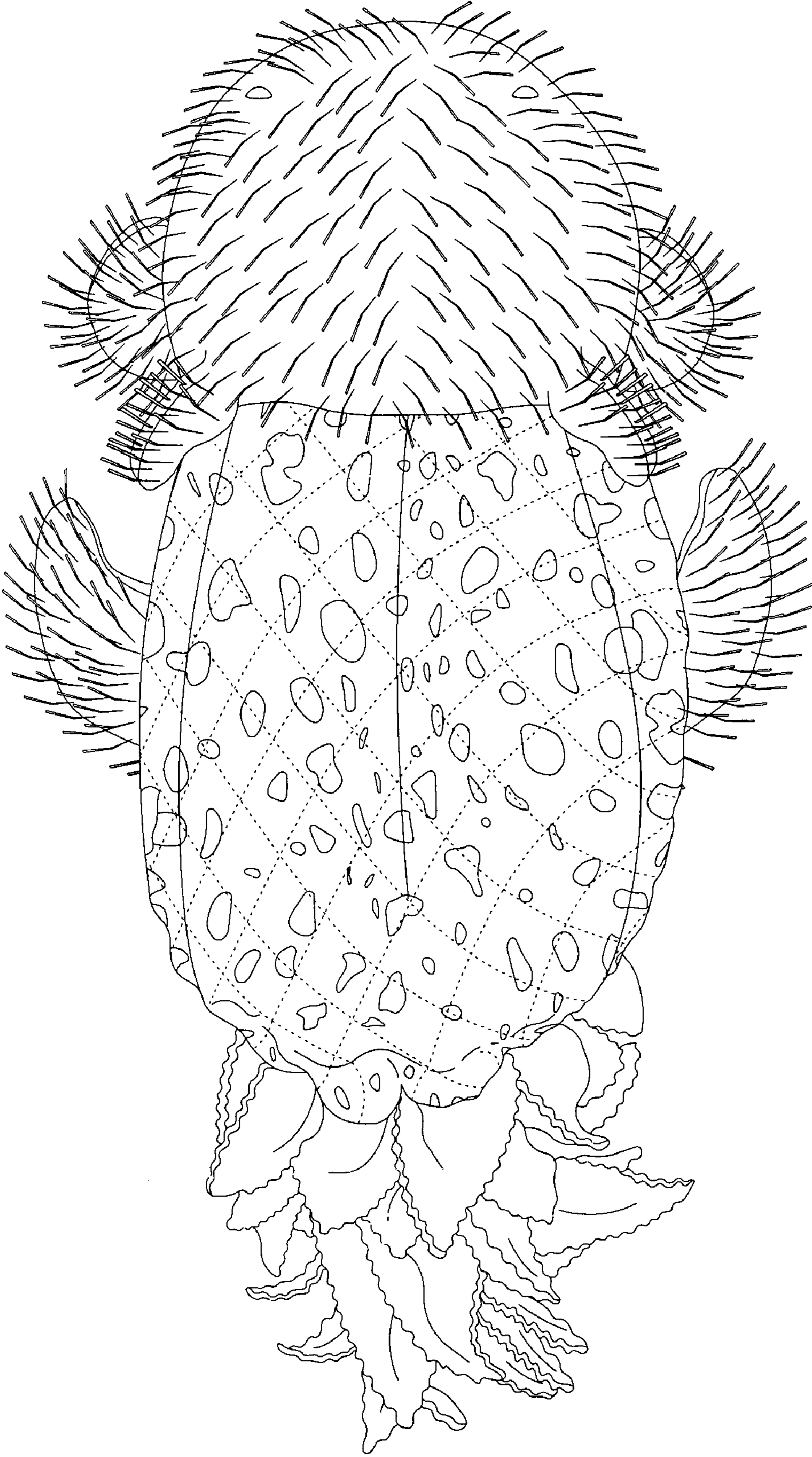


Fig. 6