



US00D595775S

(12) **United States Design Patent**
Weinstein

(10) **Patent No.:** **US D595,775 S**
(45) **Date of Patent:** **** Jul. 7, 2009**

(54) **CURVED CHART HOLDER**

(76) Inventor: **Marc Chase Weinstein**, 740 Bryant Ave., Roslyn Harbor, NY (US) 11576

(**) Term: **14 Years**

(21) Appl. No.: **29/297,208**

(22) Filed: **Nov. 6, 2007**

(51) **LOC (9) Cl.** **19-02**

(52) **U.S. Cl.** **D19/90**

(58) **Field of Classification Search** D3/304,
D3/314; D6/553, 512, 574; D11/155; D19/65,
D19/75, 77, 78, 86, 90, 91, 92, 95, 100; 40/124.07;
206/214, 215, 425; 211/10, 11, 44, 45, 50,
211/126.13, 126.16; 248/447.1, 50; 312/183,
312/245

See application file for complete search history.

(56) **References Cited**

U.S. PATENT DOCUMENTS

1,781,139	A	*	11/1930	Talley	40/651
D162,153	S	*	2/1951	Gilfert	D19/78
2,691,837	A	*	10/1954	Gove	40/643
D207,851	S	*	6/1967	Separa	D6/449
D301,101	S	*	5/1989	Meyer	D6/567
D337,016	S	*	7/1993	Fortescue	D6/567
D390,268	S	*	2/1998	Stravitz	D19/90
D391,990	S	*	3/1998	Wolff	D19/78

D497,755	S	*	11/2004	Wood et al.	D6/553
6,968,803	B1	*	11/2005	Wekstein	116/201
D535,842	S	*	1/2007	Wood	D6/567
D555,737	S	*	11/2007	Brown	D19/91

* cited by examiner

Primary Examiner—Elizabeth A Albert

Assistant Examiner—Karen E Eldridge Powers

(57) **CLAIM**

I claim the ornamental design for a curved chart holder, as shown.

DESCRIPTION

FIG. 1 shows a front perspective view of my design for a curved chart holder;

FIG. 2 shows a front view thereof;

FIG. 3 shows a rear view thereof;

FIG. 4 shows an enlarged side view thereof;

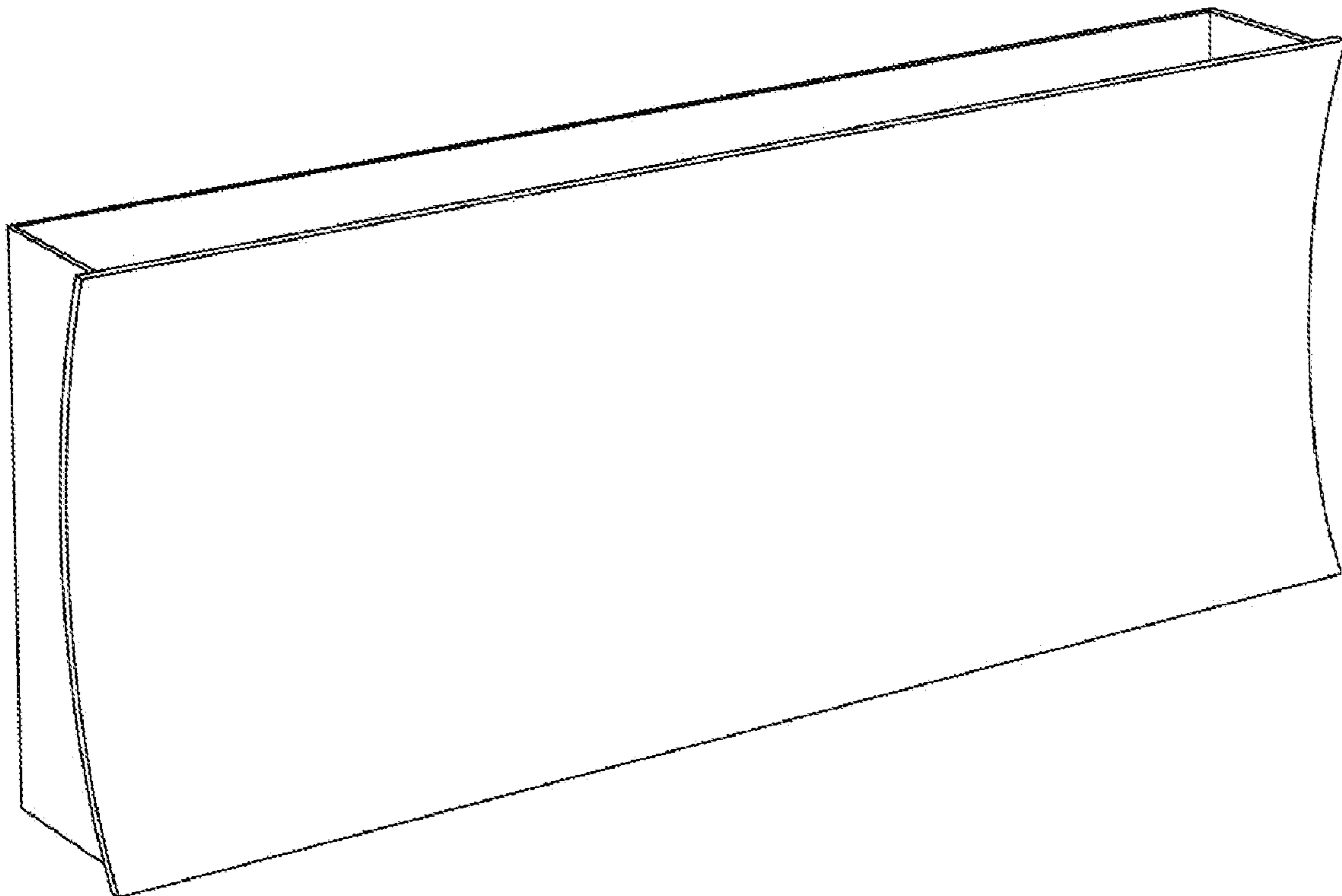
FIG. 5 shows an enlarged opposite side view of the design as shown in FIG. 4, and

FIG. 6 shows a top plan view of the design as shown in FIG. 1; and,

FIG. 7 shows a bottom plan view thereof.

The broken line in FIG. 6, which defines the bounds of the claimed design, forms no part thereof.

1 Claim, 4 Drawing Sheets



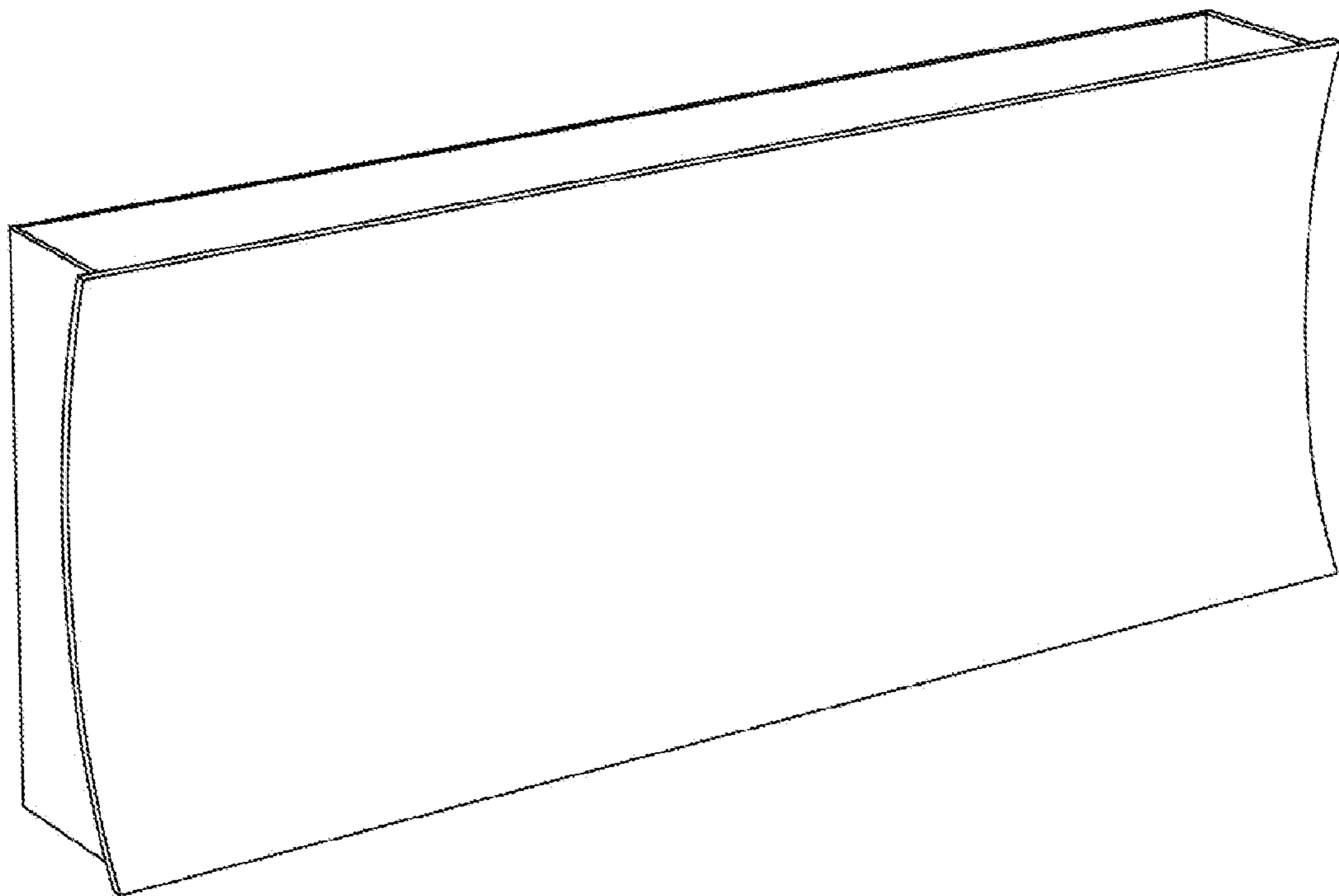


FIG. 1



FIG. 2




FIG. 3

FIG. 4




FIG. 5

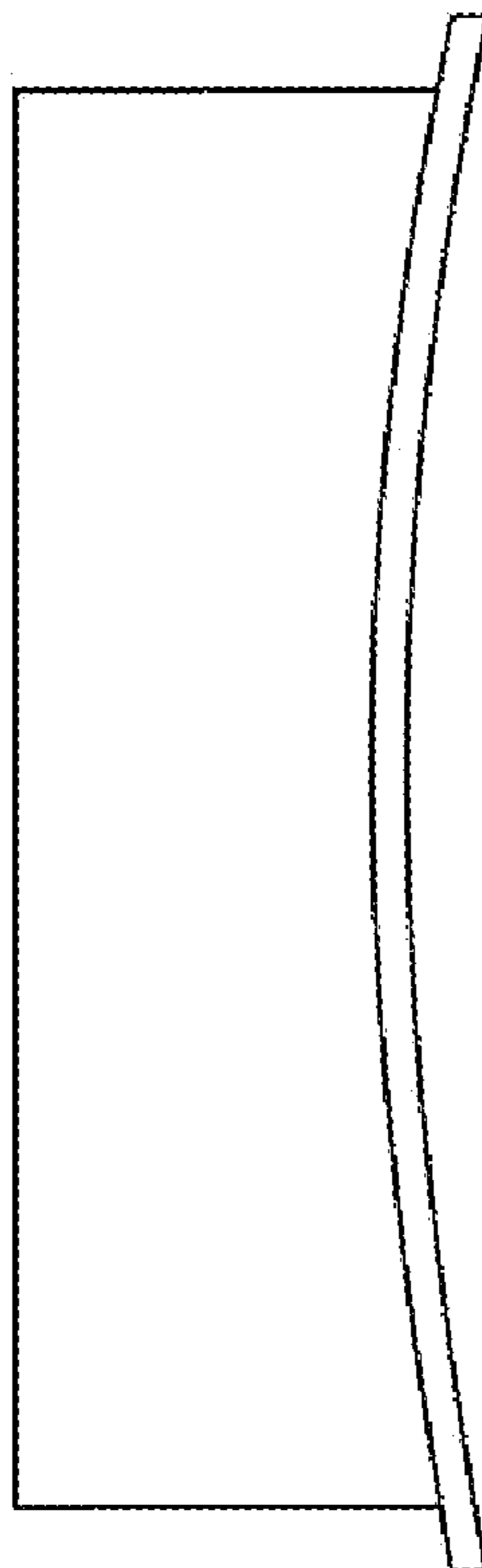




FIG. 6




FIG. 7