



US00D595749S

(12) **United States Design Patent**
Kusuyama et al.

(10) **Patent No.:** **US D595,749 S**
(45) **Date of Patent:** **** Jul. 7, 2009**

(54) **ABRASIVE ARTICLE**

(75) Inventors: **Akihito Kusuyama, Uji (JP); Izumi Araki, Uji (JP)**

(73) Assignee: **Sanwa Kenma, Ltd. (JP)**

(**) Term: **14 Years**

(21) Appl. No.: **29/334,193**

(22) Filed: **Mar. 23, 2009**

(30) **Foreign Application Priority Data**

Sep. 30, 2008 (EP) 001011662

(51) **LOC (9) Cl.** **15-09**

(52) **U.S. Cl.** **D15/126**

(58) **Field of Classification Search** D8/70,
D8/90, 98; D15/124, 126, 138, 139; D21/485,
D21/488, 499, 500, 503, 504; D25/103,
D25/113-118; 83/589, 676, 863; 407/34,
407/42, 112-119; 451/548-551

See application file for complete search history.

(56) **References Cited**

U.S. PATENT DOCUMENTS

970,619 A * 9/1910 Gardner 451/548
3,711,999 A * 1/1973 Held 451/541
5,782,682 A * 7/1998 Han et al. 451/548

6,071,182 A * 6/2000 Sunagawa 451/296
D464,683 S * 10/2002 Sorensen D21/503
D486,839 S * 2/2004 Sunagawa et al. D15/126
D494,196 S * 8/2004 Jeong D15/126
D519,530 S * 4/2006 Thysell et al. D15/126

* cited by examiner

Primary Examiner—Sandra Snapp

Assistant Examiner—Patricia Palasik

(74) *Attorney, Agent, or Firm*—Gerald E. Hespos; Anthony J. Casella

(57) **CLAIM**

The ornamental design for an abrasive article, as shown and described.

DESCRIPTION

FIG. 1 is a perspective view of an abrasive article;

FIG. 2 is a front view thereof;

FIG. 3 is a left side view thereof;

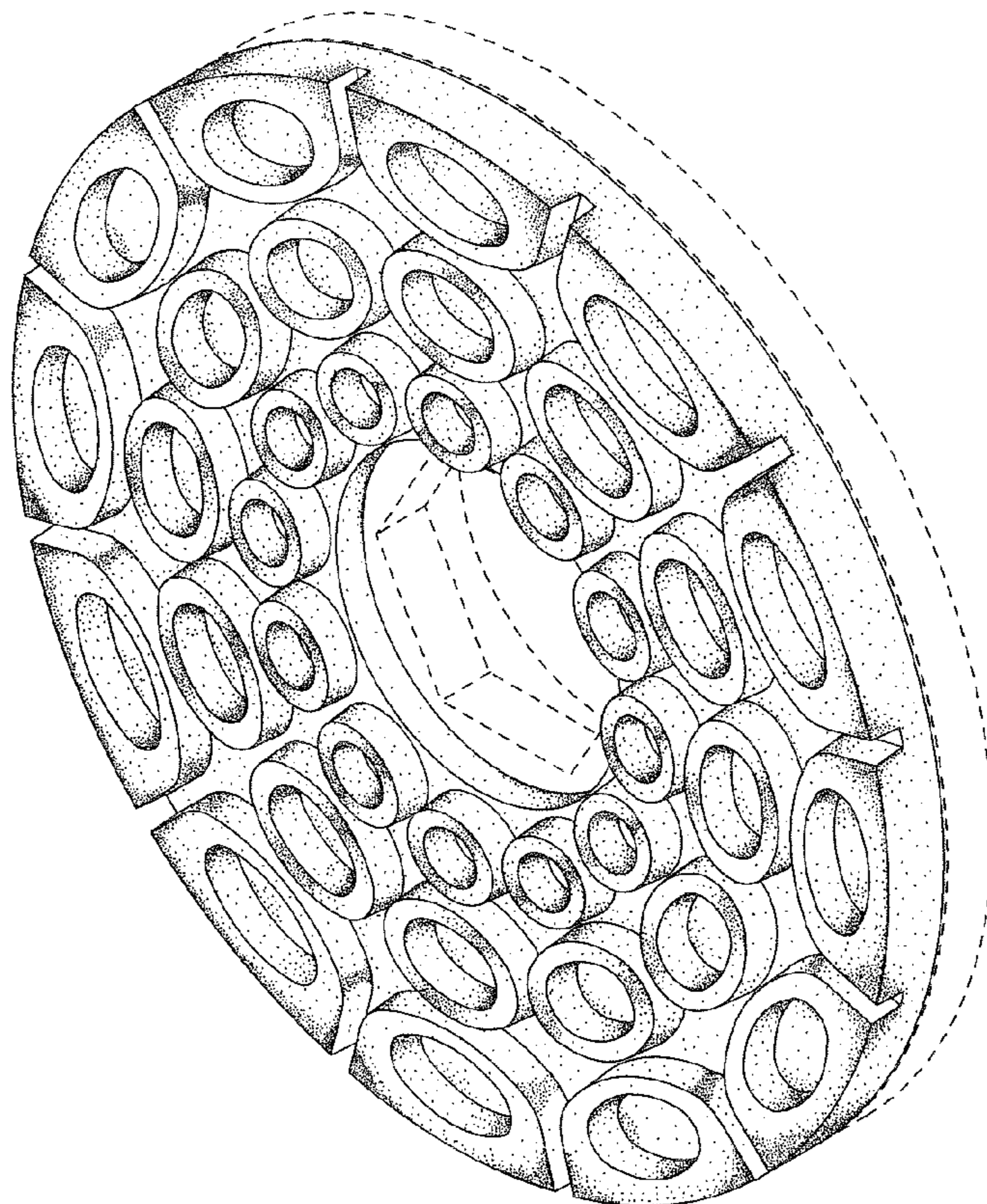
FIG. 4 is a right side view thereof;

FIG. 5 is a top view thereof; and,

FIG. 6 is a bottom view thereof.

The portion shown by broken lines is for illustrative purposes only and forms no part of the claimed design.

1 Claim, 2 Drawing Sheets



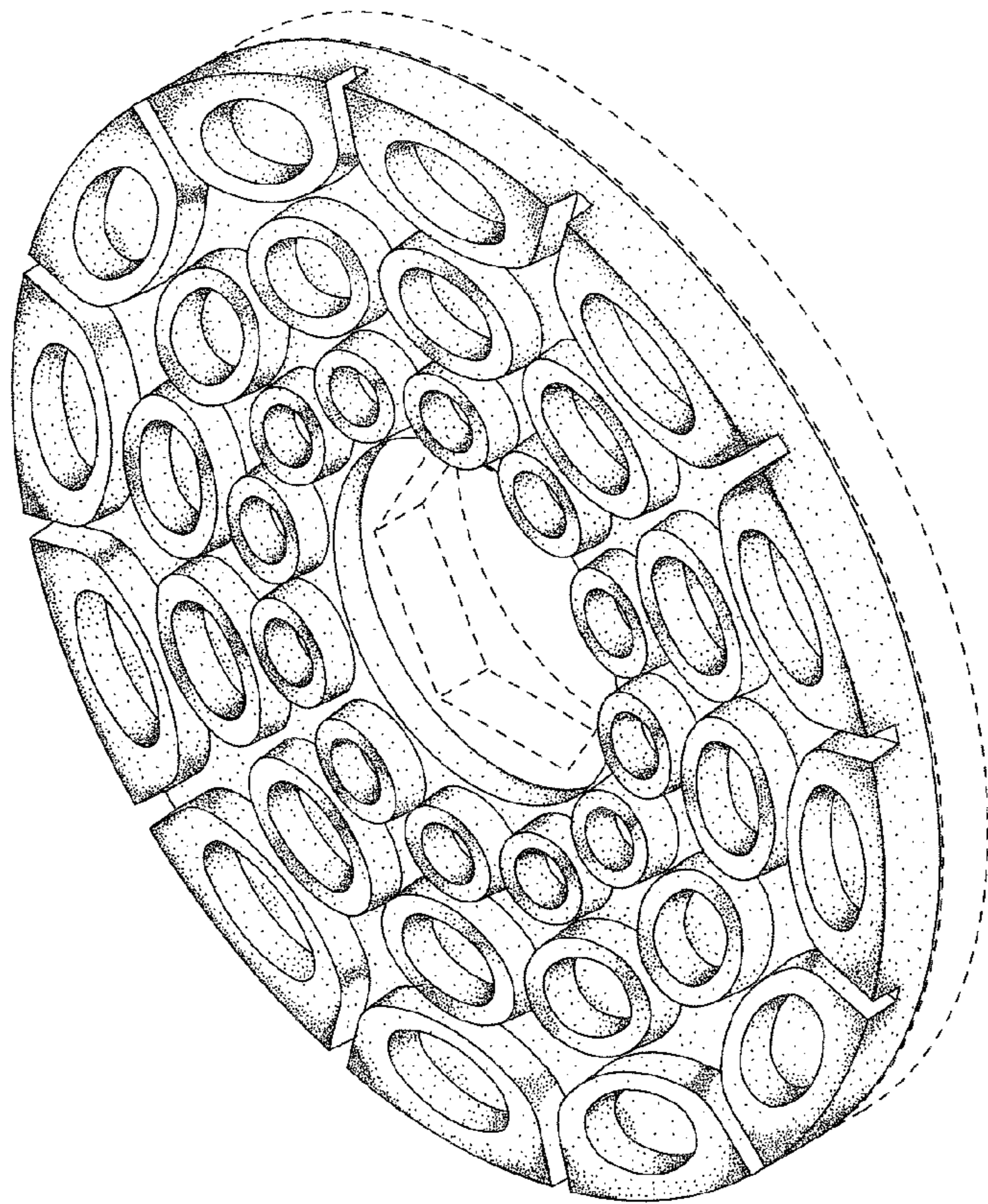


FIG. 1

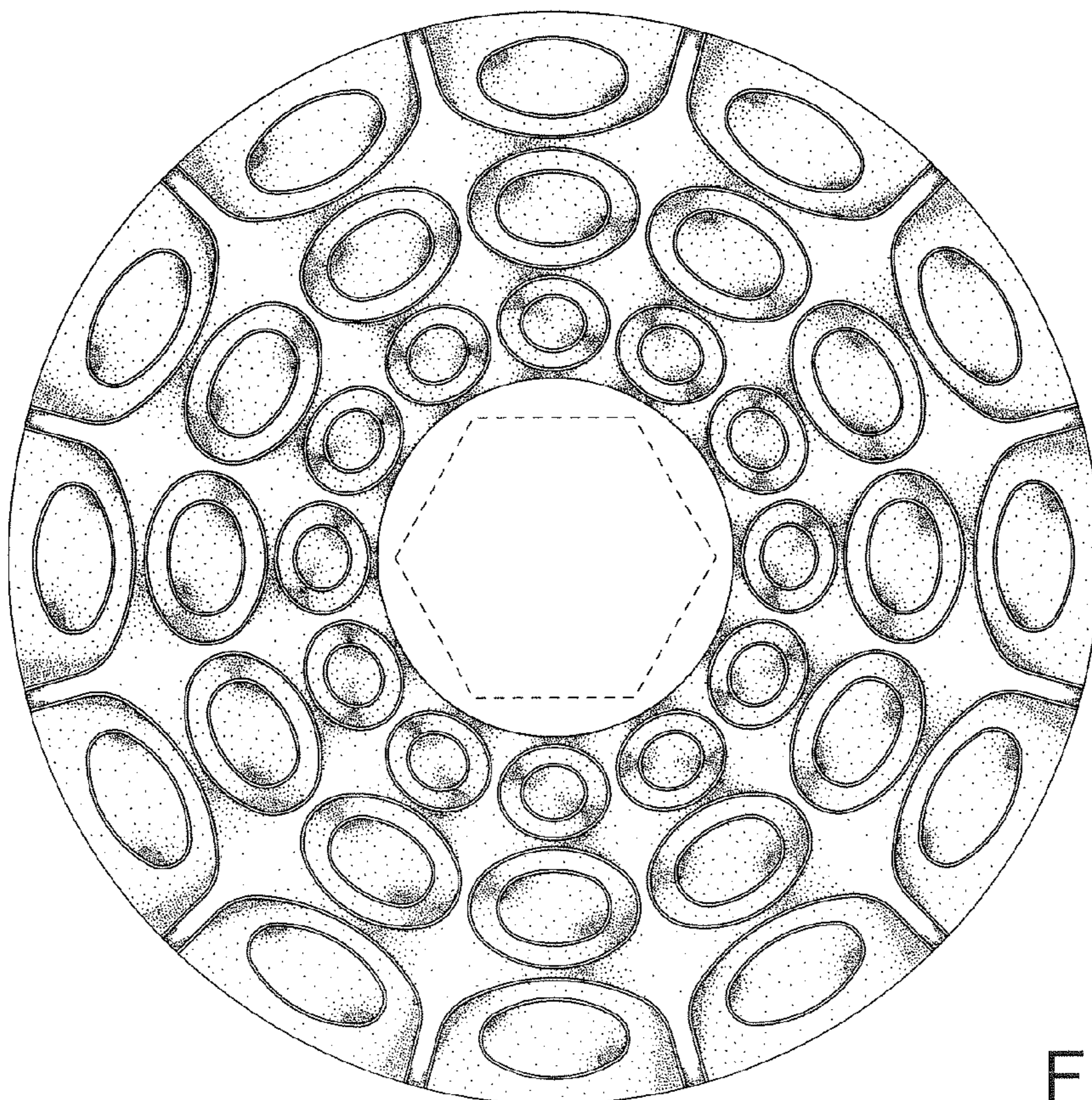


FIG. 2

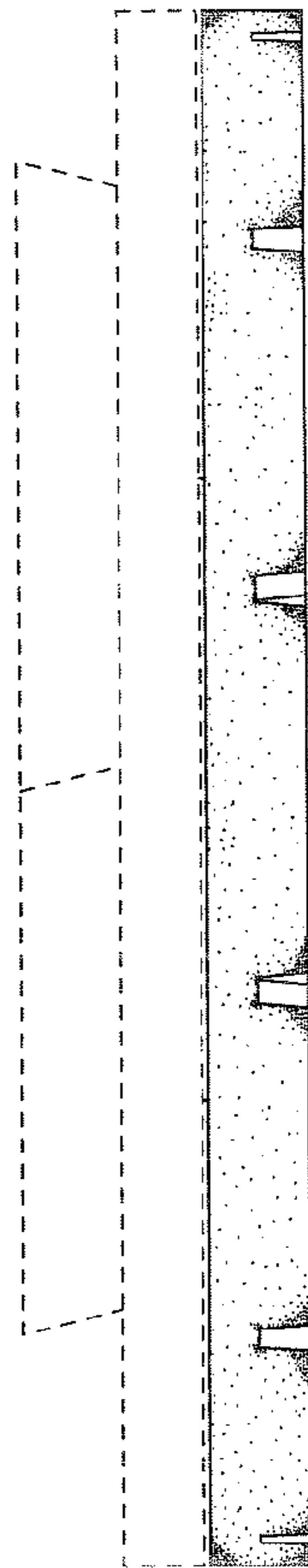


FIG. 3

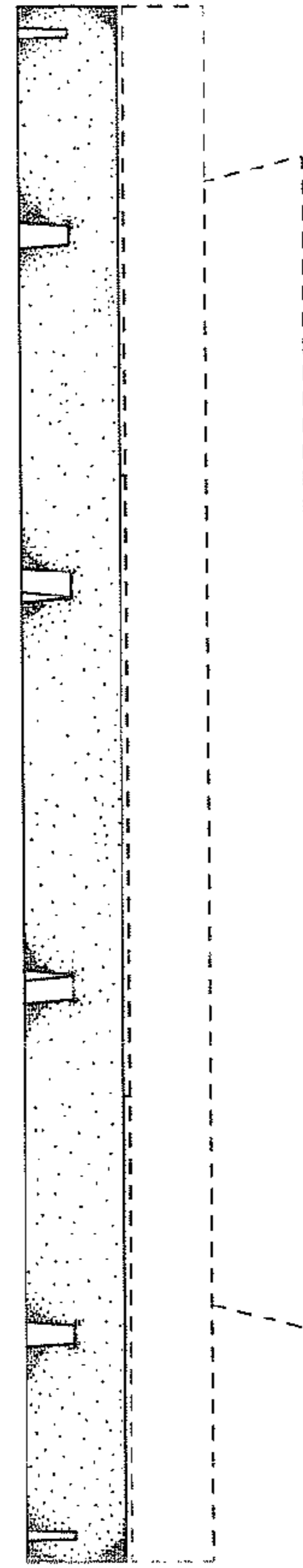


FIG. 4

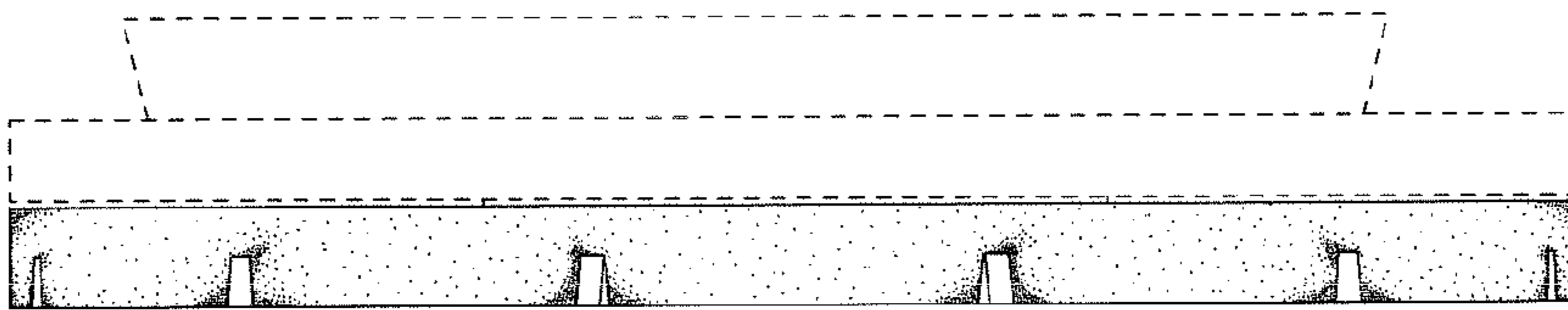


FIG. 5

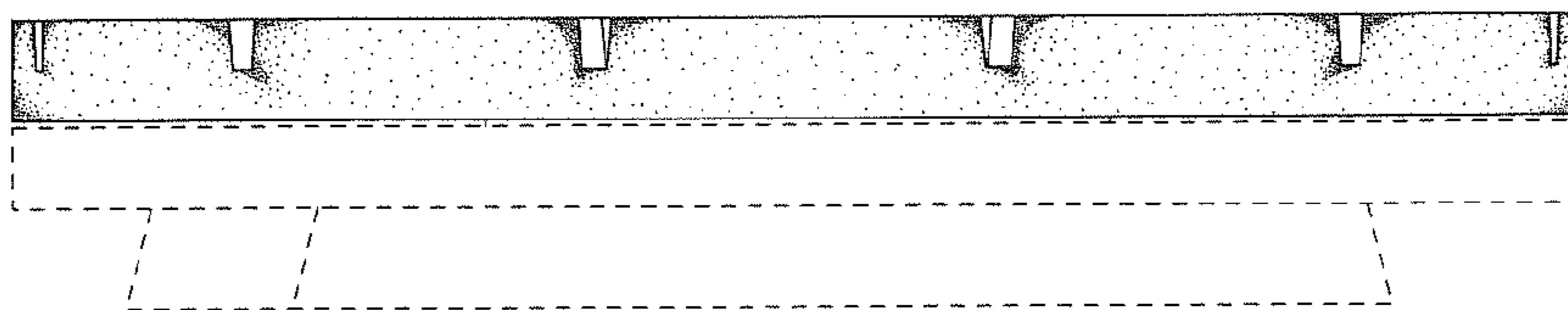


FIG. 6