



US00D595734S

(12) **United States Design Patent**  
**Son**

(10) **Patent No.:** **US D595,734 S**  
(45) **Date of Patent:** **\*\* Jul. 7, 2009**

(54) **MP3 PLAYER**

(75) Inventor: **Chae-Joo Son**, Seoul (KR)

(73) Assignee: **Samsung Electronics Co., Ltd.**,  
Suwon-Si (KR)

(\*\*) Term: **14 Years**

(21) Appl. No.: **29/324,084**

(22) Filed: **Sep. 5, 2008**

(51) **LOC (9) Cl.** ..... **14-03**

(52) **U.S. Cl.** ..... **D14/496; D14/203.2**

(58) **Field of Classification Search** ..... D14/496,  
D14/401, 435, 474, 483, 217, 137, 138, 160,  
D14/168, 356, 203.1–203.8, 507; 345/156,  
345/169, 173–179, 905; 715/727–729, 864;  
710/1, 5, 8; 713/1, 600; 455/1.1, 1.7, 73,  
455/344–347, 93, 95, 3.01–3.06, 550.1, 573.1;  
370/342–344; 369/1, 2, 6–12; 463/43–47;  
273/148 B

See application file for complete search history.

(56) **References Cited**

**U.S. PATENT DOCUMENTS**

2,498,960	A *	2/1950	Mullin	.....	381/338
4,966,164	A *	10/1990	Colsen et al.	.....	607/72
6,285,867	B1 *	9/2001	Boling et al.	.....	455/404.1
D531,159	S *	10/2006	Park	.....	D14/203.3
D550,709	S *	9/2007	Ichimura	.....	D14/496
7,395,090	B2 *	7/2008	Alden	.....	455/557

D574,851	S *	8/2008	Chen	.....	D14/496
D578,546	S *	10/2008	Fullerton	.....	D14/496
D579,953	S *	11/2008	Chen	.....	D14/496
D582,394	S *	12/2008	Hong et al.	.....	D14/216

\* cited by examiner

*Primary Examiner*—Prabhakar Deshmukh

(74) *Attorney, Agent, or Firm*—Staas & Halsey LLP

(57) **CLAIM**

The ornamental design for an MP3 player, as shown and described.

**DESCRIPTION**

FIG. 1 is a perspective view of an MP3 player according to my new design;

FIG. 2 is a front elevational view thereof;

FIG. 3 is a rear elevational view thereof;

FIG. 4 is a left side elevational view thereof;

FIG. 5 is a right side elevational view thereof;

FIG. 6 is a top plan view thereof;

FIG. 7 is a bottom plan view thereof; and,

FIG. 8 is a perspective view of the MP3 player according to our new design in a state in which the MP3 player is connected to necklace type earphones when used.

The broken line showing on FIG. 8 is for illustrative purposes only and forms no part of the claimed design.

**1 Claim, 6 Drawing Sheets**




FIG.1




FIG.2

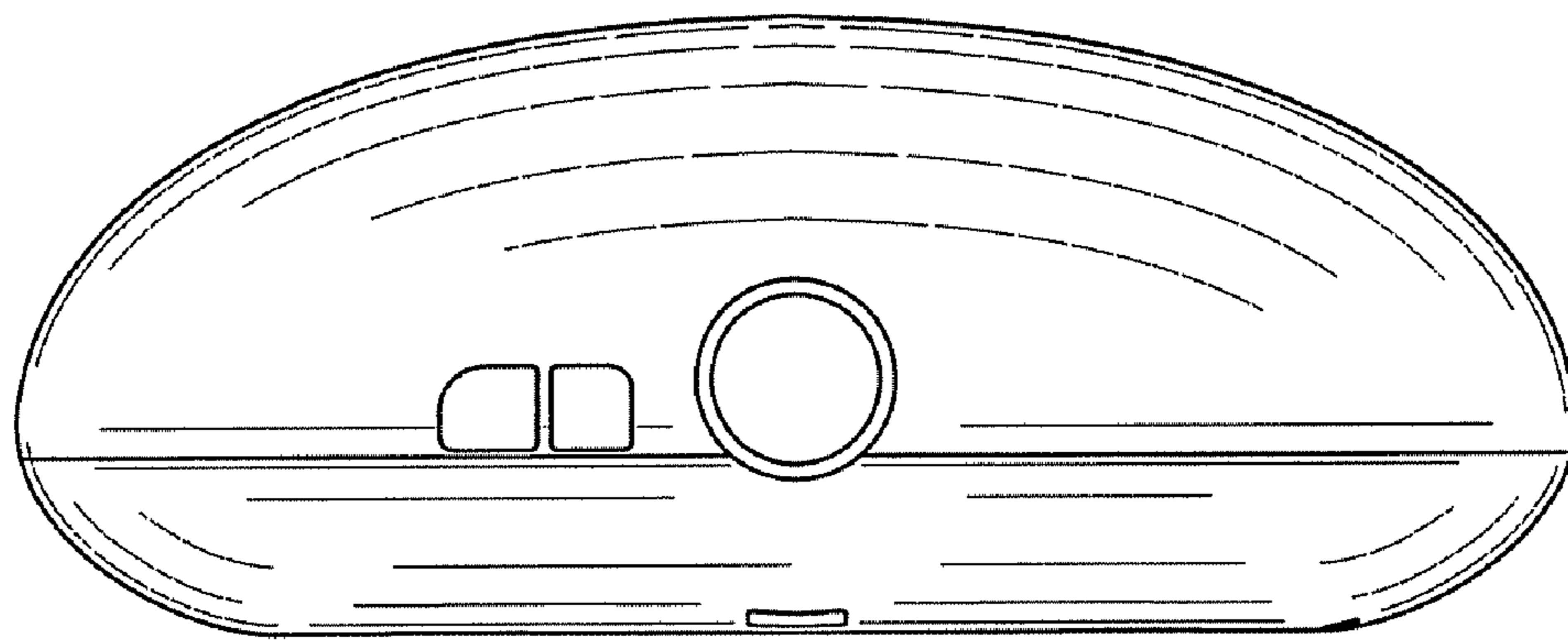


FIG.3

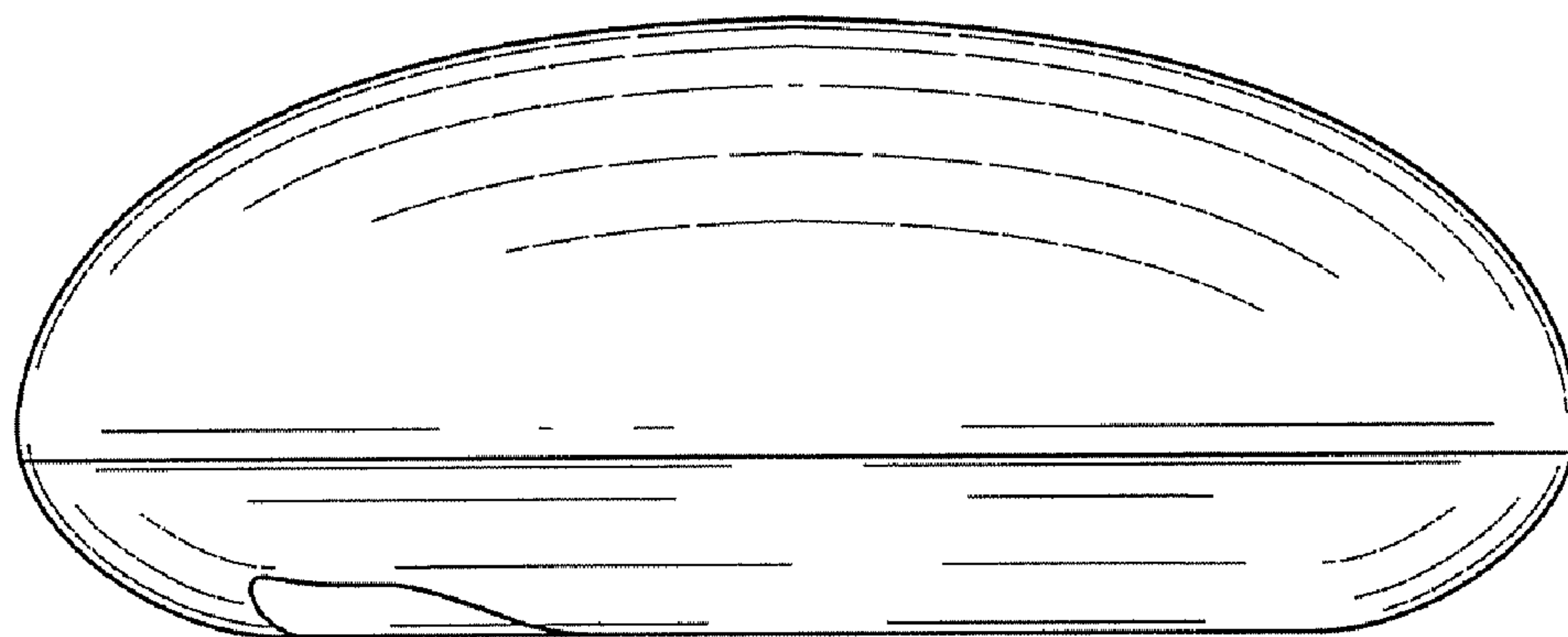


FIG.4

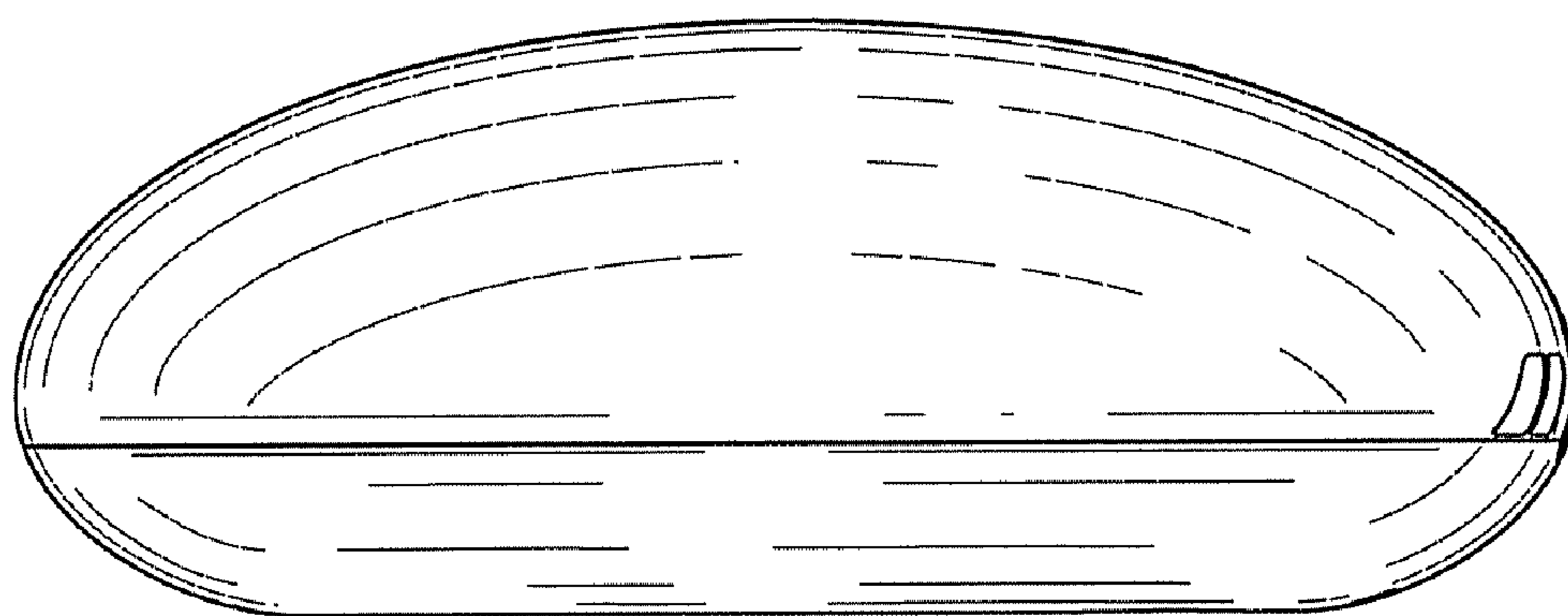


FIG.5

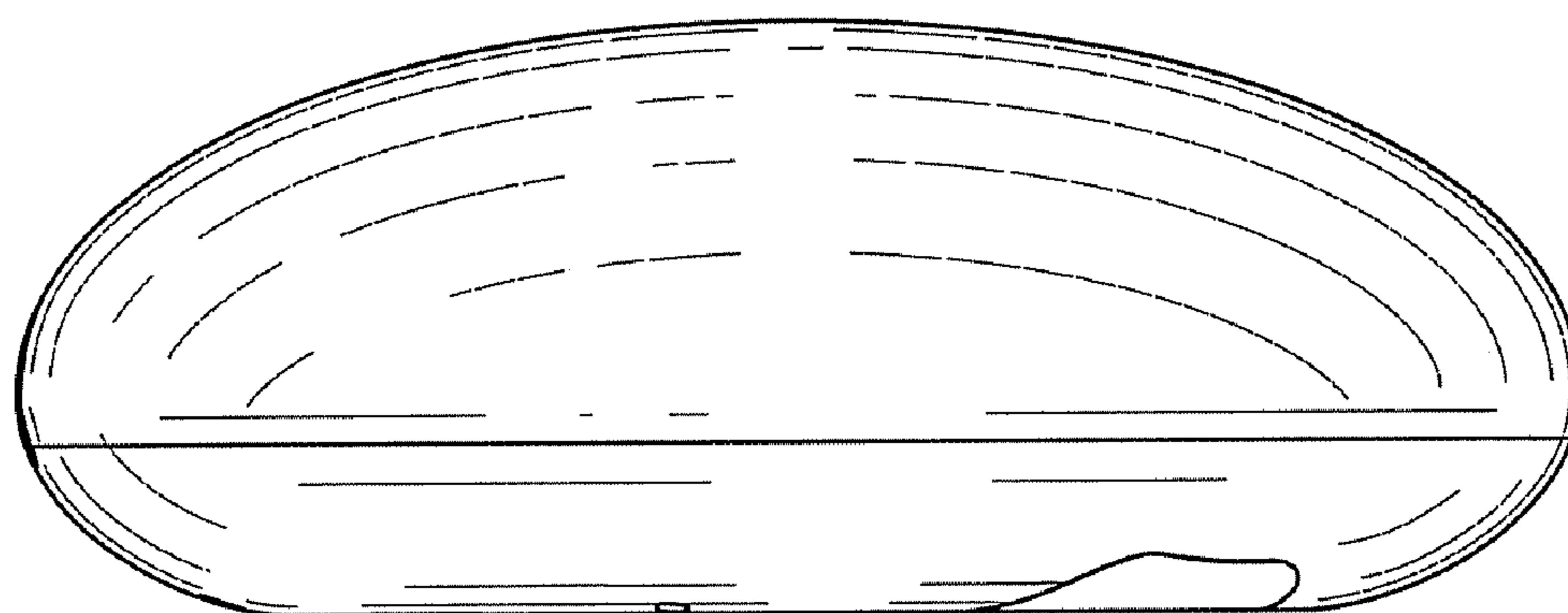


FIG.6




FIG. 7

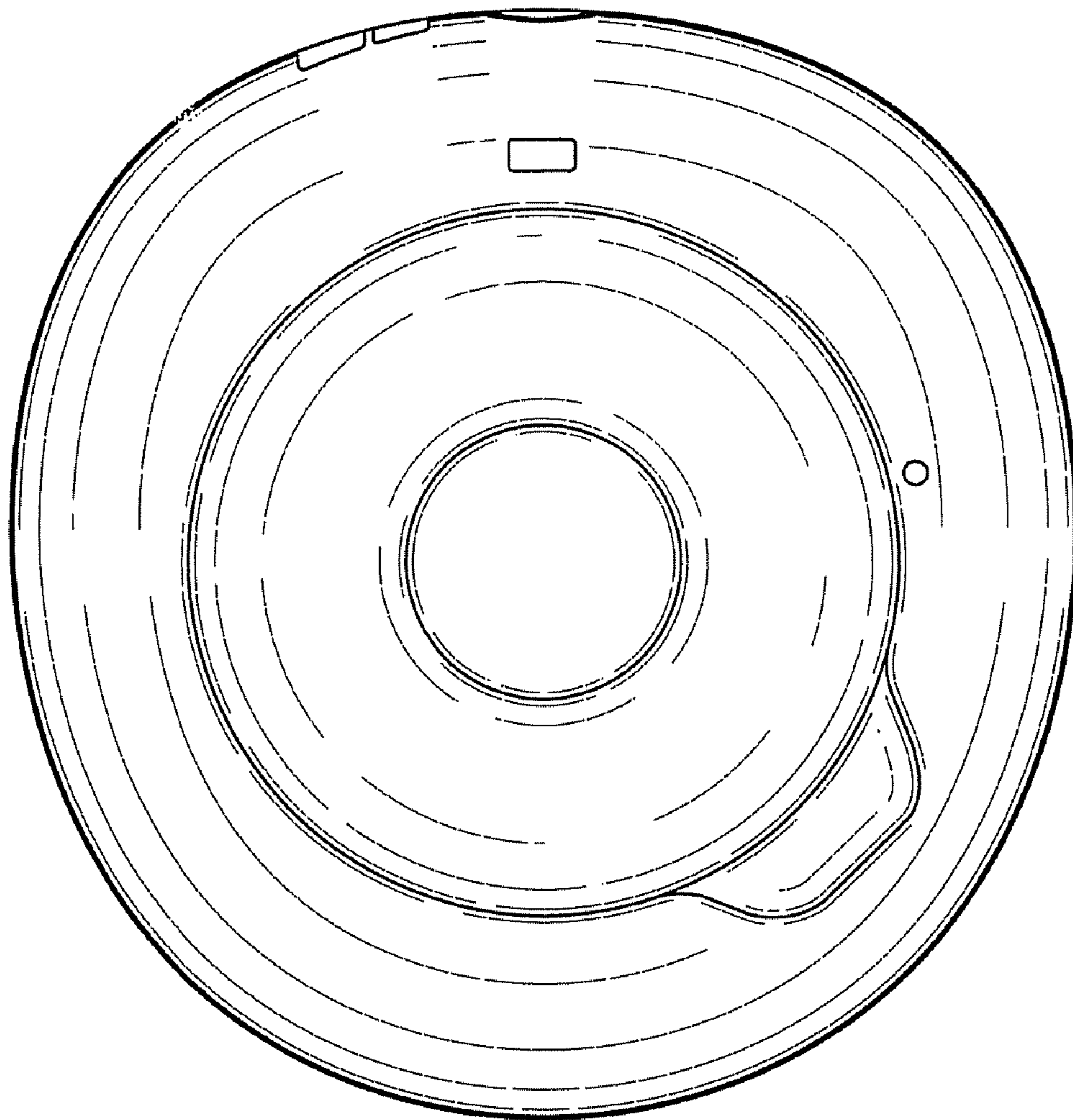


FIG.8

