

US00D595718S

(12) **United States Design Patent**  
**Richter et al.**

(10) **Patent No.:** **US D595,718 S**  
(45) **Date of Patent:** **\*\* Jul. 7, 2009**

(54) **PEN**  
(75) Inventors: **Bradley Richter**, Belmont, CA (US);  
**Raphael Holtzman**, San Mateo, CA (US)  
(73) Assignee: **Luidia, Inc.**, San Carlos, CA (US)  
(\*\*) Term: **14 Years**  
(21) Appl. No.: **29/304,993**  
(22) Filed: **Mar. 11, 2008**

(51) **LOC (9) Cl.** ..... **14-02**  
(52) **U.S. Cl.** ..... **D14/411; D19/51**  
(58) **Field of Classification Search** ..... D8/61,  
D8/70; D14/411, 431; D19/35, 36, 41, 42,  
D19/43, 44, 45, 46, 47, 48, 49, 50, 51, 54,  
D19/55, 56, 57, 58; D27/146; 24/11 F, 11 P,  
24/11 R; 401/6, 52, 99, 100, 104, 105, 106,  
401/107, 108, 109, 192, 195, 243, 244, 245,  
401/246, 247; 708/107  
See application file for complete search history.

(56) **References Cited**

**U.S. PATENT DOCUMENTS**

D140,697 S \* 3/1945 Lovejoy ..... D19/51  
D200,732 S \* 3/1965 Fischer ..... D8/61  
D294,263 S \* 2/1988 Rodgers et al. .... D14/411  
4,768,040 A \* 8/1988 Pipkin et al. .... 346/14 R  
D331,750 S \* 12/1992 Yang ..... D14/411  
D356,932 S \* 4/1995 Owens et al. .... D8/70  
D362,649 S \* 9/1995 Rak et al. .... D14/411  
D390,208 S \* 2/1998 Tominaga et al. .... D14/431  
D400,418 S \* 11/1998 Lui ..... D8/70  
D434,629 S \* 12/2000 Long ..... D8/70  
6,536,972 B2 \* 3/2003 Bramlett et al. .... 401/16  
D472,443 S \* 4/2003 Chunn et al. .... D8/70  
D473,120 S \* 4/2003 Lind et al. .... D8/70  
D474,086 S \* 5/2003 Heun ..... D8/61  
D487,383 S \* 3/2004 Ng ..... D8/61  
D490,520 S \* 5/2004 Hawley et al. .... D24/114  
D492,722 S \* 7/2004 Oka ..... D19/49

D500,085 S \* 12/2004 Cotter et al. .... D19/66  
6,841,742 B2 \* 1/2005 Shenholz et al. .... 178/18.04  
D508,528 S \* 8/2005 Shimizu ..... D19/48  
D534,777 S \* 1/2007 Miller ..... D8/61  
D550,772 S \* 9/2007 Geddes ..... D19/53  
D565,795 S \* 4/2008 Ivanova ..... D28/76  
D567,938 S \* 4/2008 Shinohara ..... D24/114  
7,377,709 B2 \* 5/2008 Butler ..... 401/195  
D578,571 S \* 10/2008 Yeh ..... D19/44  
7,441,480 B2 \* 10/2008 Raines et al. .... 81/52  
D584,355 S \* 1/2009 Hidaka et al. .... D19/51  
2007/0274765 A1 \* 11/2007 Brand et al. .... 401/108

**OTHER PUBLICATIONS**

eBeam stylus pen and interactive whiteboard, as shown on <http://Langwitches.org>, image dated Jan. 26, 2007 (3 pages).  
Mimio Interactive package (which includes stylus pen, at arrow in picture), in specifications sheet dated Apr. 2007 (5 pages).  
e-beam Interactive Whiteboard System Review, showing Interactive Stylus at arrow, as posted on [www.presentationtek.com](http://www.presentationtek.com), dated Jun. 22, 2006 (2 pages).

\* cited by examiner

*Primary Examiner*—Elizabeth A Albert  
*Assistant Examiner*—Karen E Eldridge Powers  
(74) *Attorney, Agent, or Firm*—Dov Rosenfeld; INVENTEK

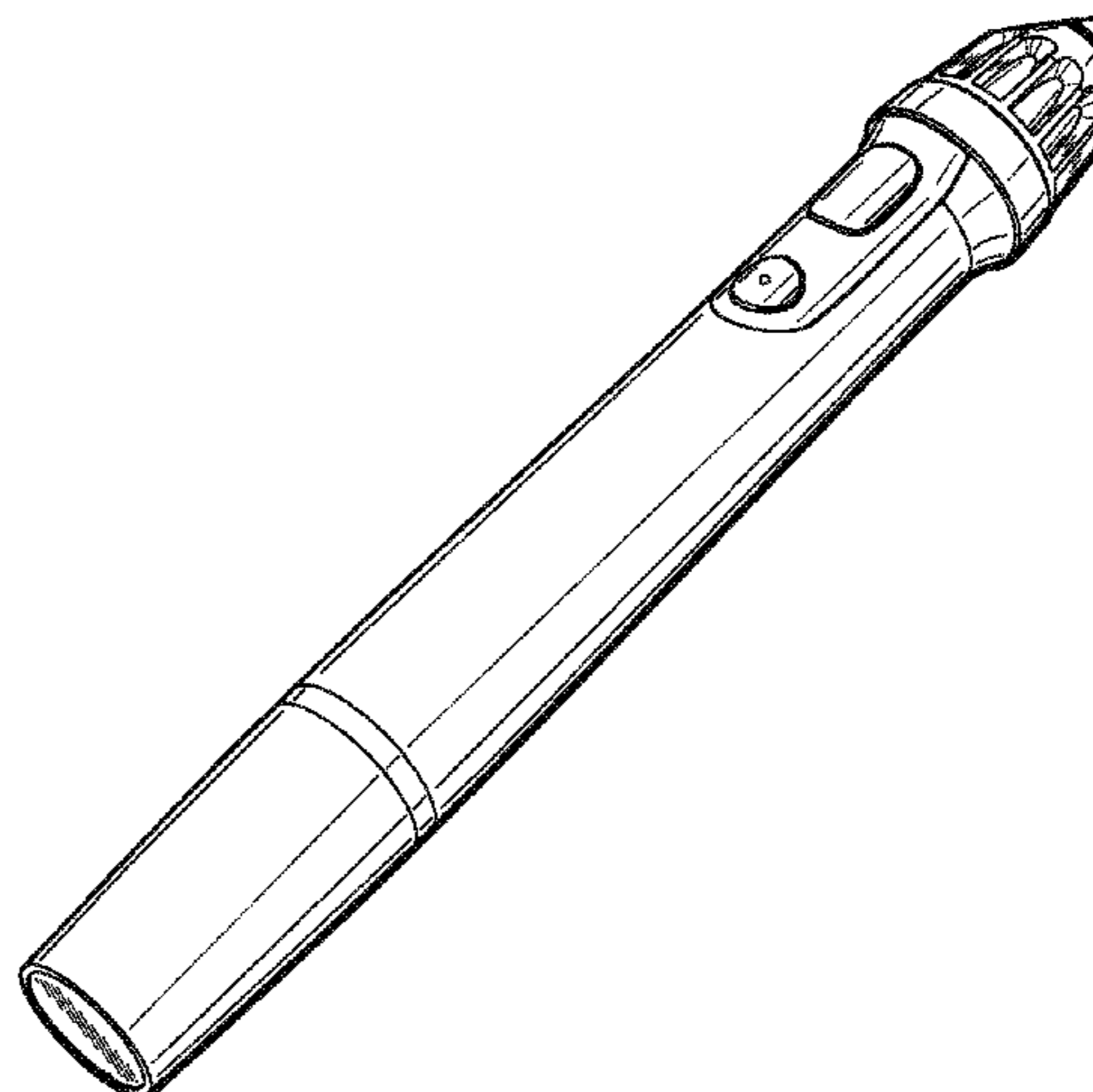
(57) **CLAIM**

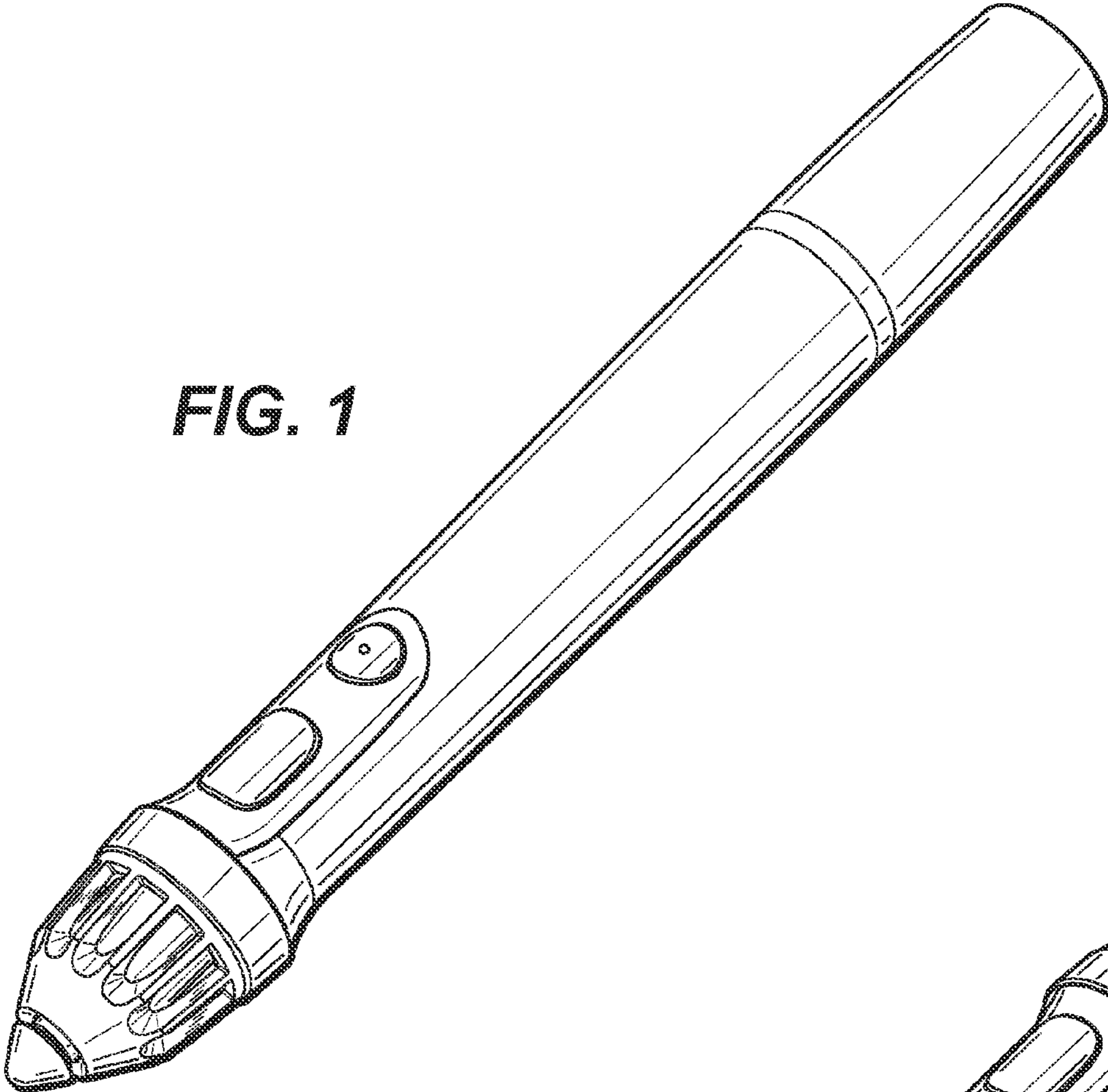
I claim the ornamental design for a pen, as shown and described.

**DESCRIPTION**

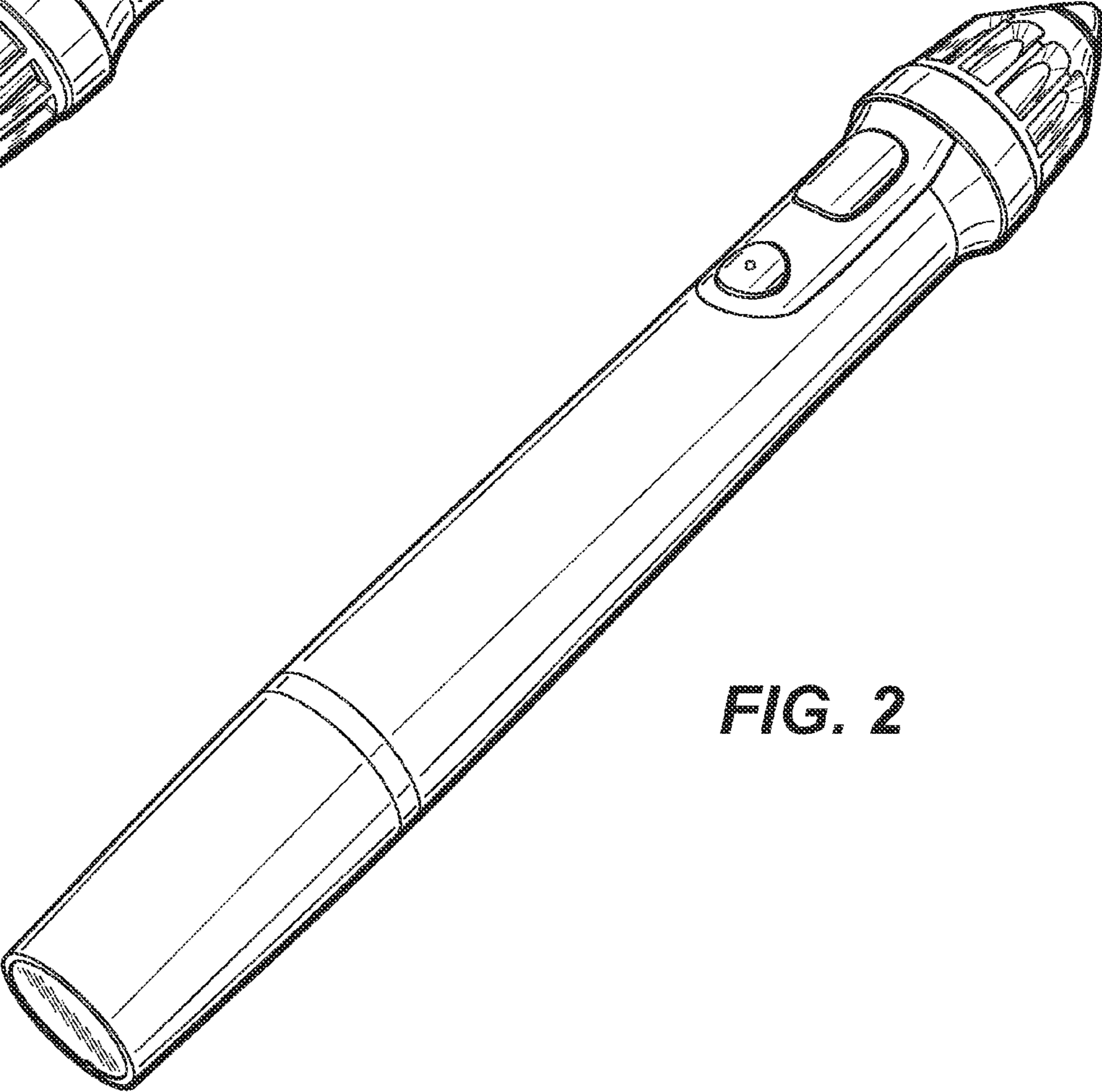
FIG. 1 is a front, left perspective view of a pen showing our new design;  
FIG. 2 is a front, right perspective view thereof;  
FIG. 3 is a front elevational view thereof;  
FIG. 4 is a right side elevational view thereof;  
FIG. 5 is a rear elevational view thereof;  
FIG. 6 is a bottom plan view thereof; and,  
FIG. 7 is a top plan view thereof.

**1 Claim, 2 Drawing Sheets**







**FIG. 1**




**FIG. 2**



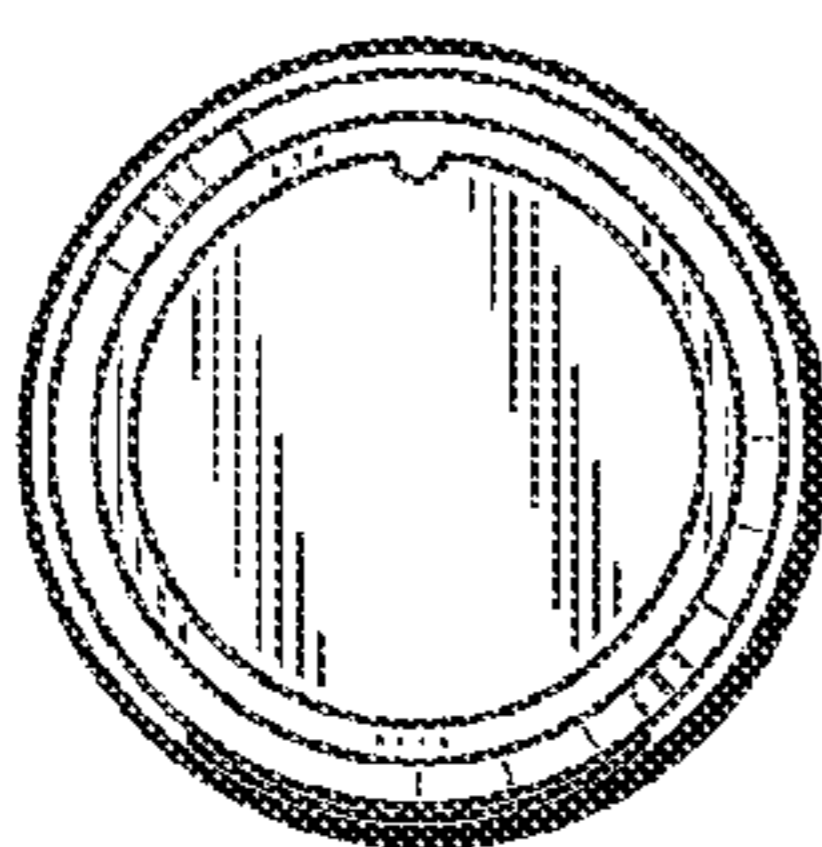
**FIG. 3**



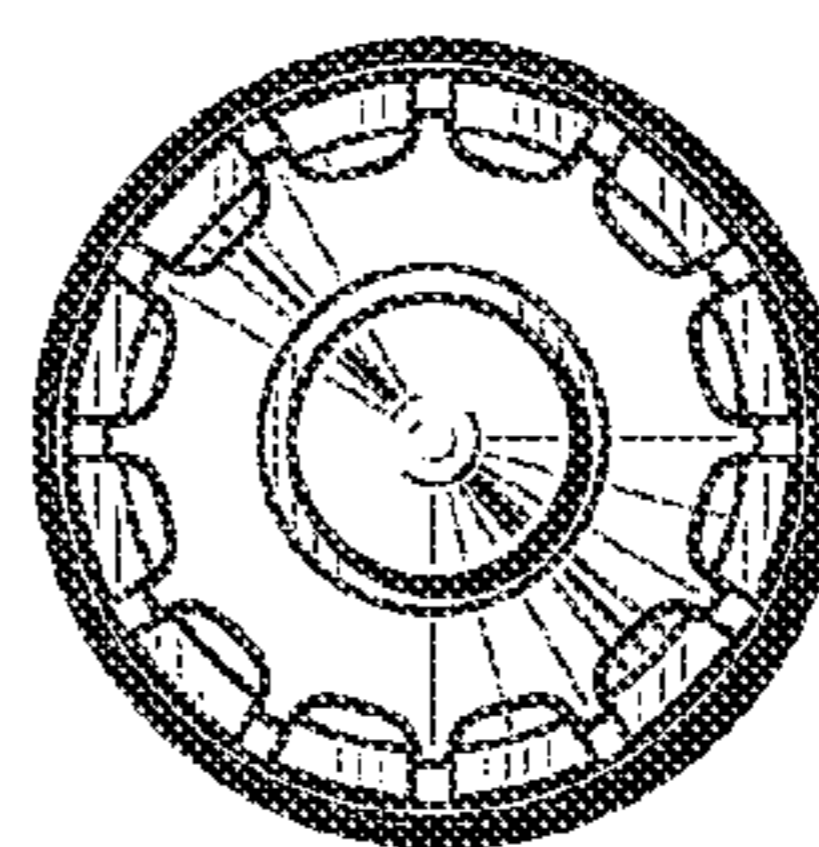
**FIG. 4**



**FIG. 5**



**FIG. 6**



**FIG. 7**