

US00D595703S

(12) **United States Design Patent**
Ahlgren

(10) **Patent No.:** **US D595,703 S**

(45) **Date of Patent:** **** Jul. 7, 2009**

(54) **CAR COMMUNICATION DEVICE**

(75) Inventor: **Erik Ahlgren**, Malmö (SE)

(73) Assignee: **Sony Ericsson Mobile Communications AB**, Lund (SE)

(**) Term: **14 Years**

(21) Appl. No.: **29/248,569**

(22) Filed: **Aug. 22, 2006**

(30) **Foreign Application Priority Data**

Feb. 23, 2006 (EM) 000484449-0001
Feb. 23, 2006 (EM) 000484449-0002

(51) **LOC (9) Cl.** **14-03**

(52) **U.S. Cl.** **D14/240**

(58) **Field of Classification Search** D14/142,
D14/140, 140.2, 140.4, 149, 155, 226, 229,
D14/232, 238, 138 R, 147; 381/361, 365,
381/366; 379/420.01-420.04, 441, 446,
379/454-455; 455/99, 90.3, 575.1, 575.9,
455/575.6

See application file for complete search history.

(56) **References Cited**

U.S. PATENT DOCUMENTS

4,736,411 A * 4/1988 Chan 379/368
6,567,676 B1 * 5/2003 Tsai 455/569.2
D478,576 S * 8/2003 Leong D14/240
6,792,296 B1 * 9/2004 Van Bosch 455/569.2
7,020,499 B2 * 3/2006 Moffi et al. 455/569.1
D525,962 S * 8/2006 Elson D14/149
7,266,204 B2 * 9/2007 Watson et al. 381/86
2002/0068605 A1 * 6/2002 Stanley 455/556
2005/0105740 A1 * 5/2005 Dyer 381/16
2007/0285320 A1 * 12/2007 Hayes et al. 343/702
2008/0058024 A1 * 3/2008 Baratono et al. 455/569.2

2008/0085744 A1 * 4/2008 Duarte 455/569.2
2009/0005125 A2 * 1/2009 Venhofen et al. 455/569.2

* cited by examiner

Primary Examiner—Ian Simmons

Assistant Examiner—Wan Laymon

(74) *Attorney, Agent, or Firm*—Renner, Otto, Boisselle & Sklar, LLP

(57) **CLAIM**

The ornamental design for a car communication device, as shown and described.

DESCRIPTION

FIG. 1 is a perspective view of a car communication device in a closed position showing my design;

FIG. 2 is a front view thereof;

FIG. 3 is a rear view thereof;

FIG. 4 is a left side view thereof;

FIG. 5 is a right side view thereof;

FIG. 6 is a top view thereof;

FIG. 7 is a bottom view thereof;

FIG. 8 is a perspective view of the car communication device of FIG. 1 in an open position;

FIG. 9 is a front view thereof;

FIG. 10 is a rear view thereof;

FIG. 11 is a left side view thereof;



FIG. 12 is a right side view thereof;

FIG. 13 is a top view thereof; and,

FIG. 14 is a bottom view thereof.

The broken lines illustrate environmental structure of the car communication device, which forms no part of the claimed design.

1 Claim, 9 Drawing Sheets






FIG. 1




FIG. 2




FIG. 3




FIG. 4

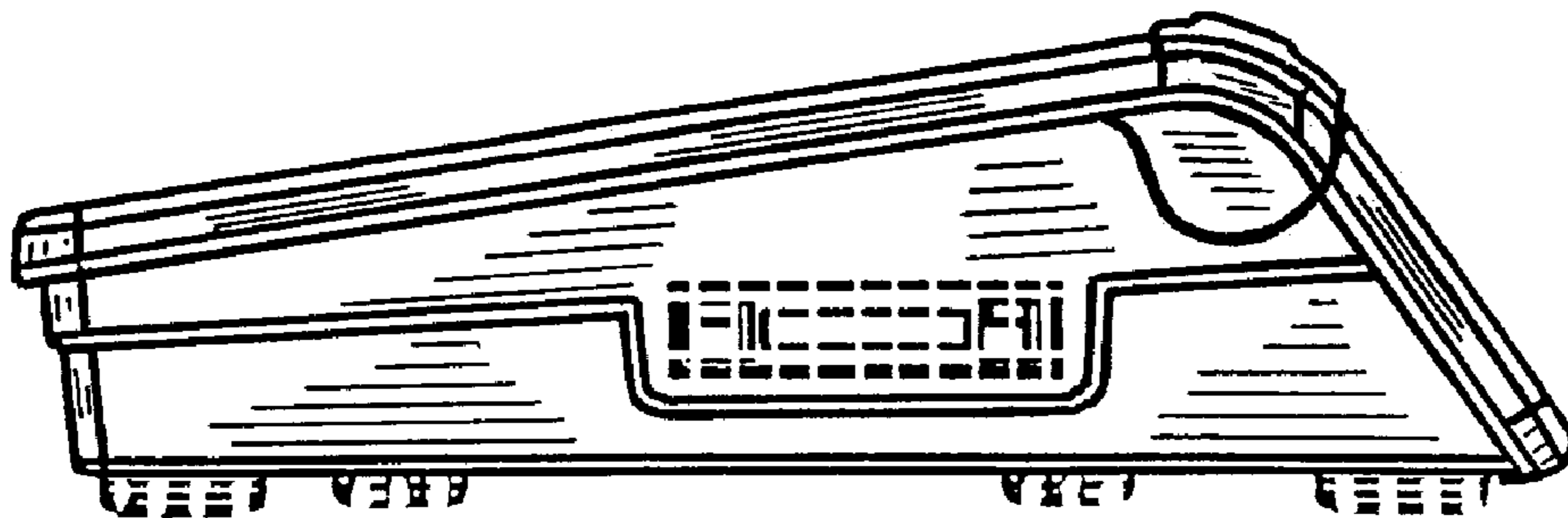


FIG. 5

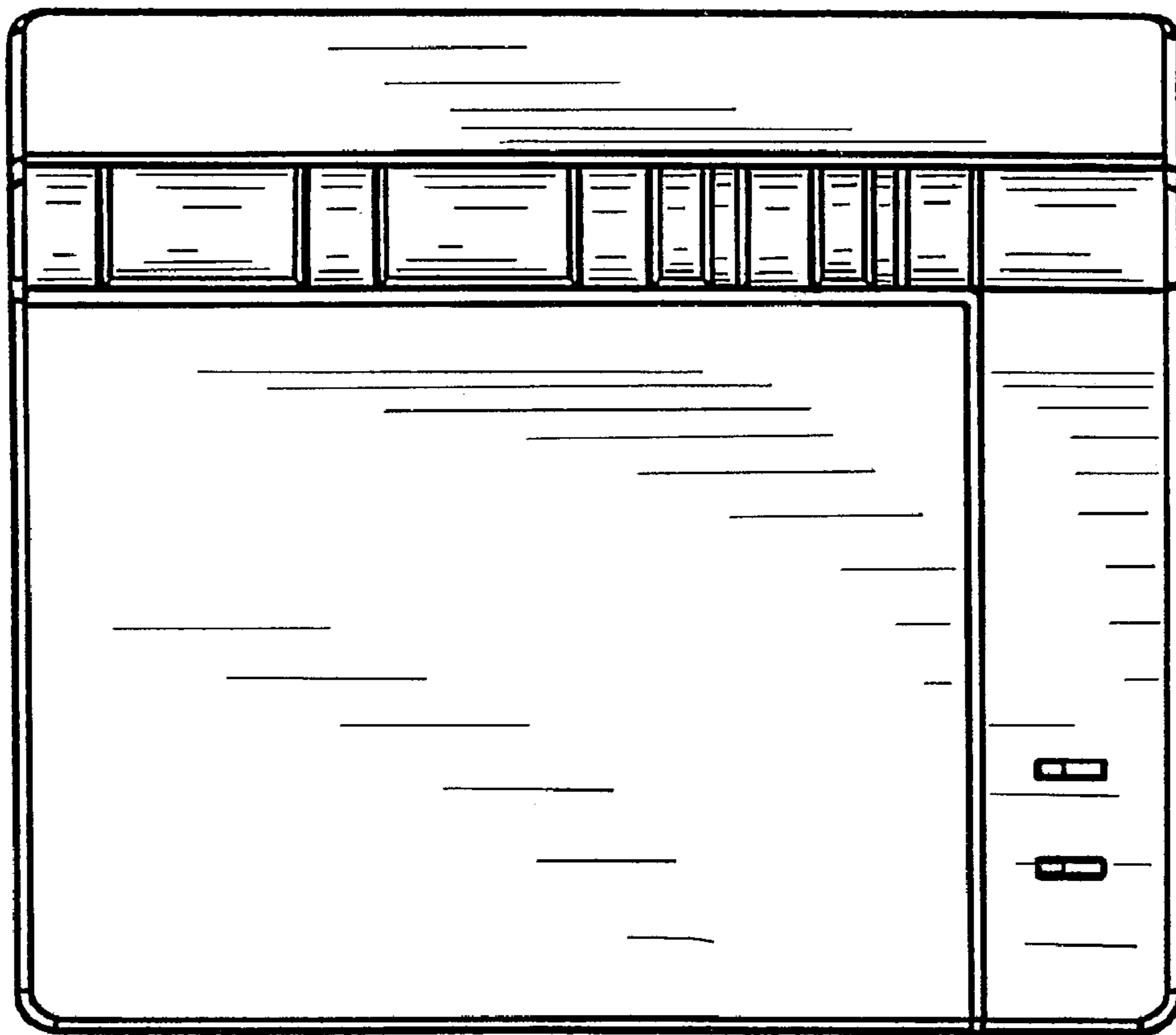


FIG. 6

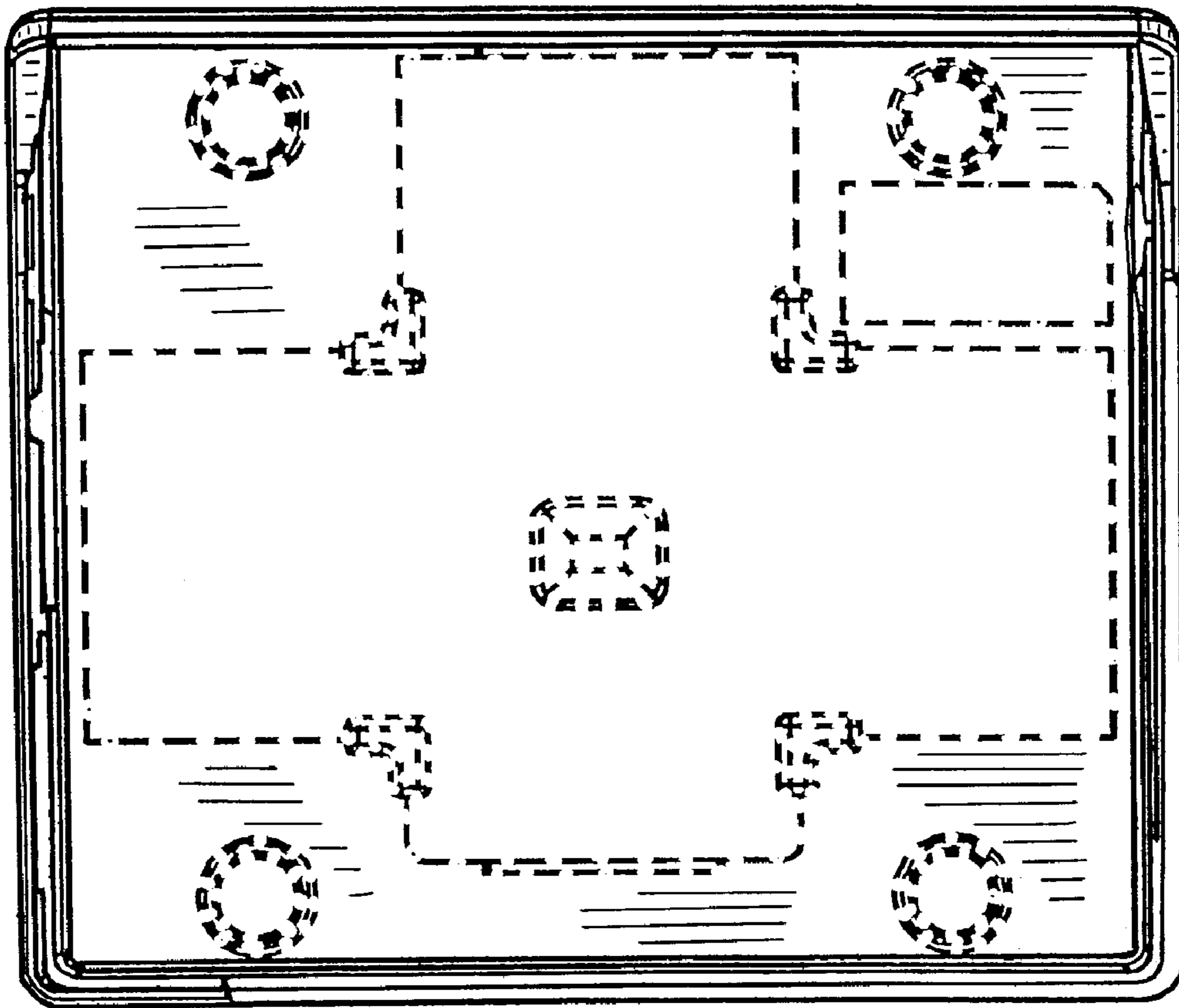


FIG. 7




FIG. 8




FIG. 9

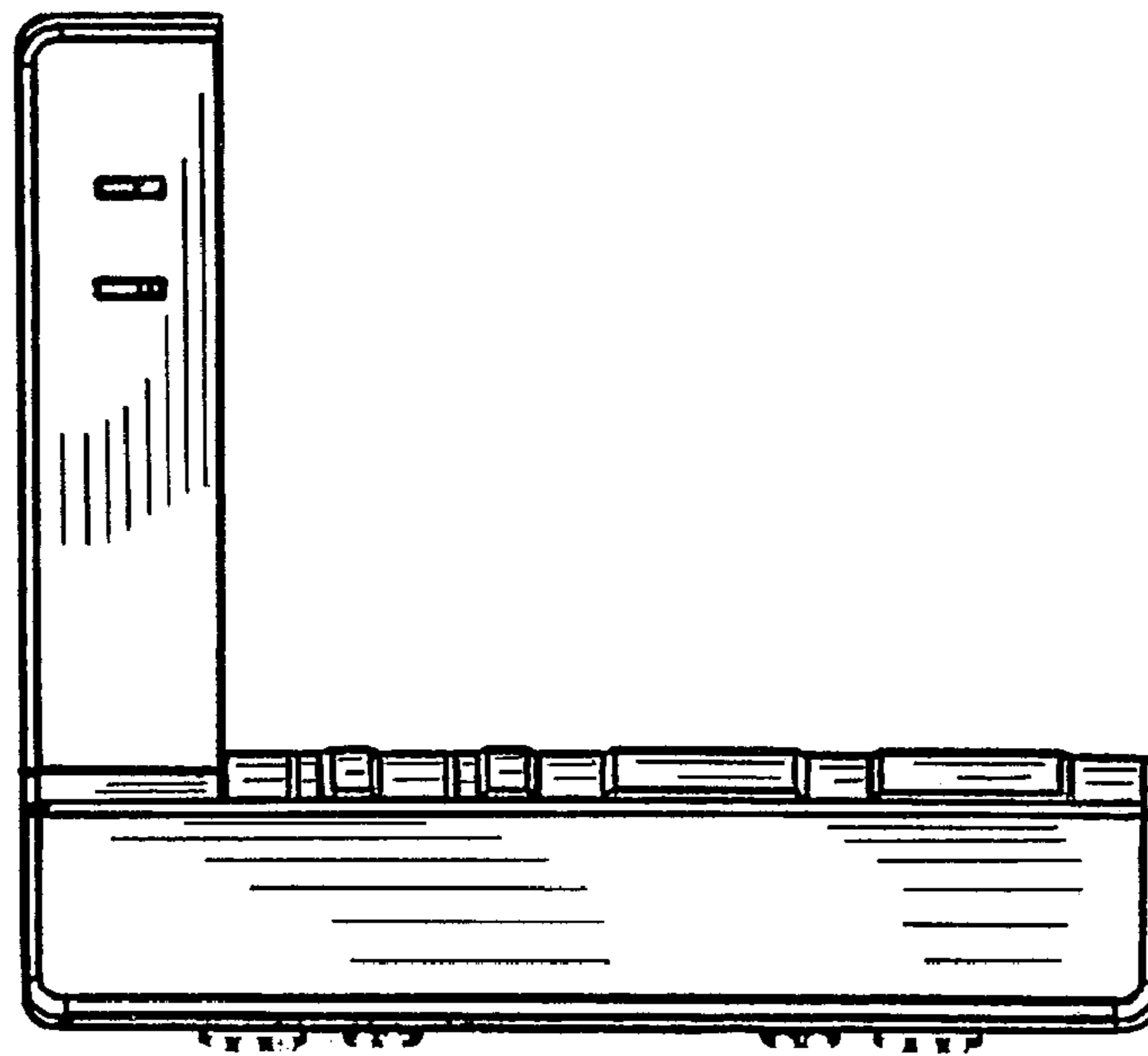


FIG. 10




FIG. 11




FIG. 12

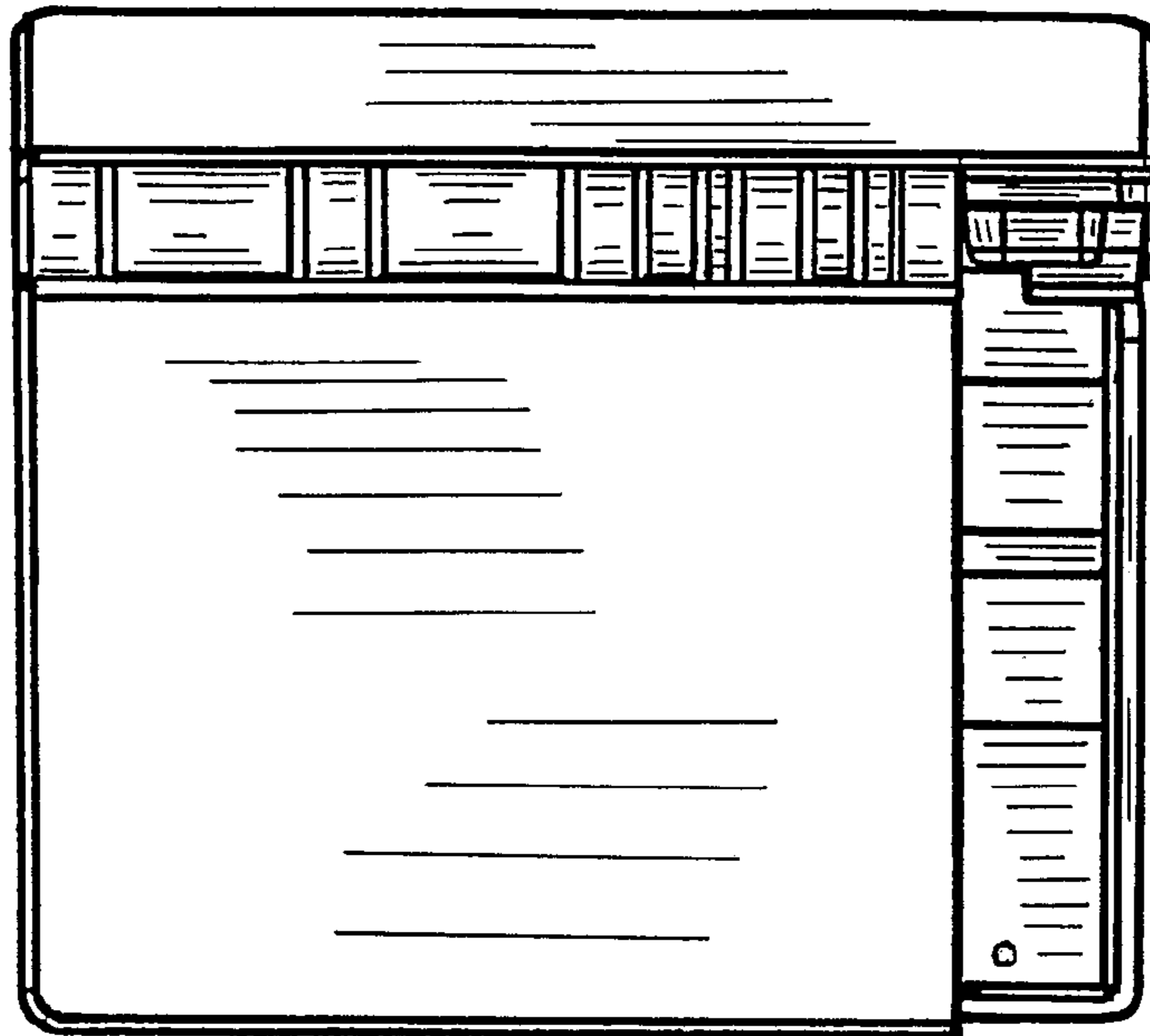


FIG. 13

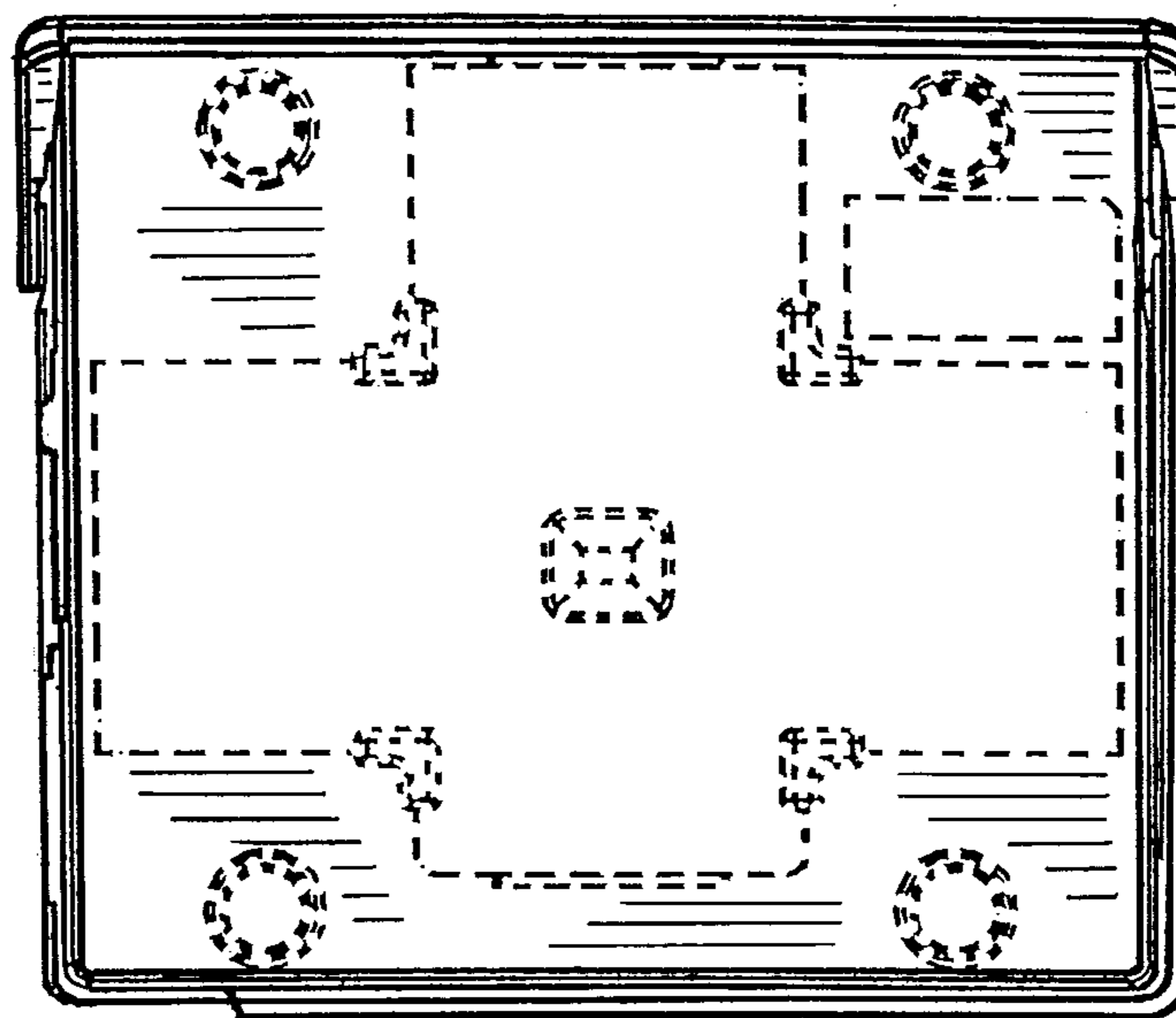


FIG. 14