



US00D595700S

(12) **United States Design Patent**  
**Cook et al.**

(10) **Patent No.:** **US D595,700 S**  
(45) **Date of Patent:** **\*\* Jul. 7, 2009**

(54) **MONOPOLE STRUCTURE**

(75) Inventors: **Bradley J. Cook**, Boulder, CO (US);  
**Dan J. Welch**, Boulder, CO (US)

(73) Assignee: **Structural Components, LLC**, Boulder,  
CO (US)

(\*\*) Term: **14 Years**

(21) Appl. No.: **29/326,758**

(22) Filed: **Oct. 23, 2008**

(51) **LOC (9) Cl.** ..... **14-03**

(52) **U.S. Cl.** ..... **D14/234; D14/238**

(58) **Field of Classification Search** ..... D14/230–238,  
D14/299; 343/700 R, 840, 841, 908; 455/3.02,  
455/FOR. 215, 575.2; 52/651.01; D12/115  
See application file for complete search history.

(56) **References Cited**

**U.S. PATENT DOCUMENTS**

D155,093	S	*	9/1949	Leonard	.....	D14/234
D157,090	S	*	1/1950	Schmidt	.....	D14/234
3,532,067	A	*	10/1970	Baker et al.	.....	114/279
3,800,724	A	*	4/1974	Tracy	.....	114/39.24
D249,884	S	*	10/1978	Greenberg	.....	D14/230
D343,623	S	*	1/1994	Takizawa	.....	D14/230
D357,683	S	*	4/1995	Cline et al.	.....	D14/234
D367,655	S	*	3/1996	Rak	.....	D14/234
5,844,529	A	*	12/1998	Bell et al.	.....	343/872
6,691,632	B2	*	2/2004	Stevens	.....	114/39.31
D491,927	S	*	6/2004	Tai et al.	.....	D14/230
D516,060	S	*	2/2006	Wu	.....	D14/230

D525,239	S	*	7/2006	Lai	.....	D14/230
D527,378	S	*	8/2006	Raymond et al.	.....	D14/230
D542,283	S	*	5/2007	Cislo	.....	D14/230
D558,190	S	*	12/2007	Cislo	.....	D14/230
D580,419	S	*	11/2008	Wu et al.	.....	D14/230
2008/0213083	A1	*	9/2008	Unno	.....	415/4.2
2008/0227378	A1	*	9/2008	Yokoi	.....	452/64

\* cited by examiner

*Primary Examiner*—T. Chase Nelson

*Assistant Examiner*—John Windmuller

(74) *Attorney, Agent, or Firm*—Faegre & Benson, LLP

(57) **CLAIM**

The ornamental design for monopole structure, as shown and described.

**DESCRIPTION**

FIG. 1 is a front perspective view;

FIG. 2 is a back perspective view;

FIG. 3 is a front view;

FIG. 4 is a back view;

FIG. 5 is a side view;

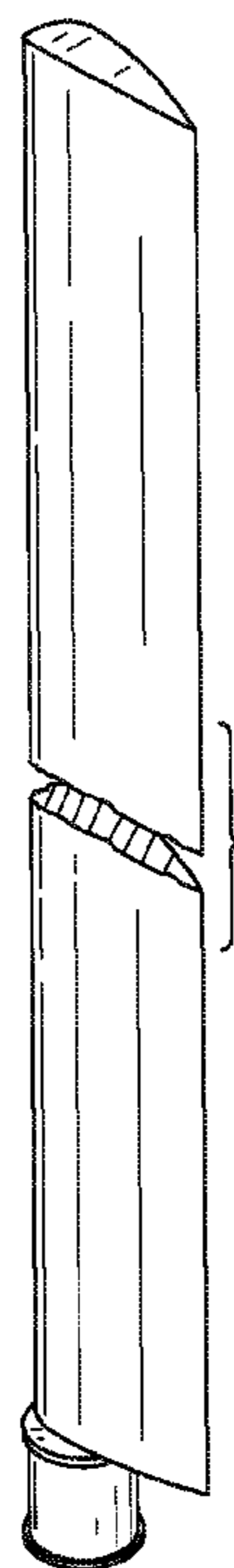
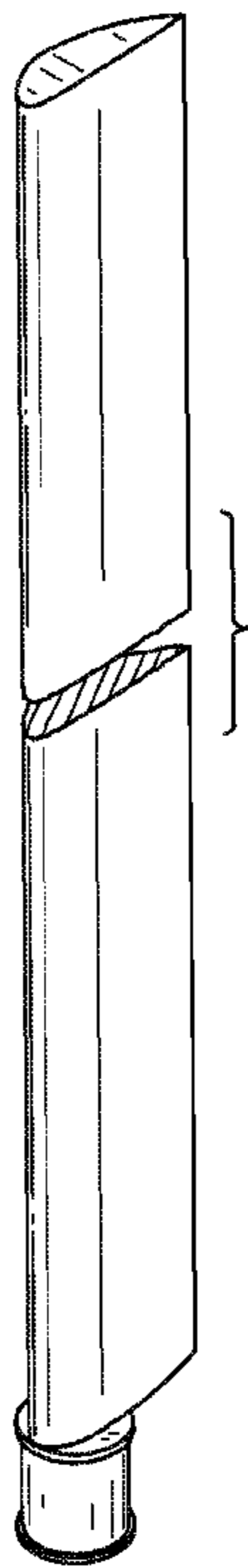
FIG. 6 is an opposite side view;

FIG. 7 is a bottom view; and,

FIG. 8 is a top view.

The design is shown broken away in the middle to indicate that a specific length of monopole structure forms no part of the claimed design.

**1 Claim, 4 Drawing Sheets**



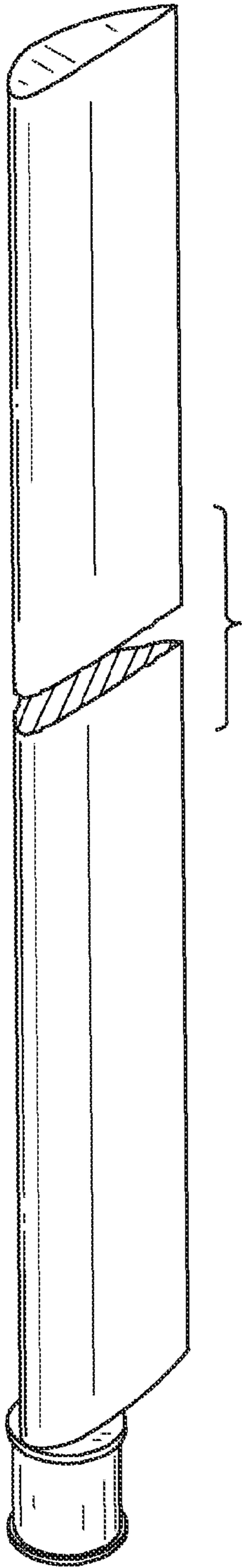


FIG. 1

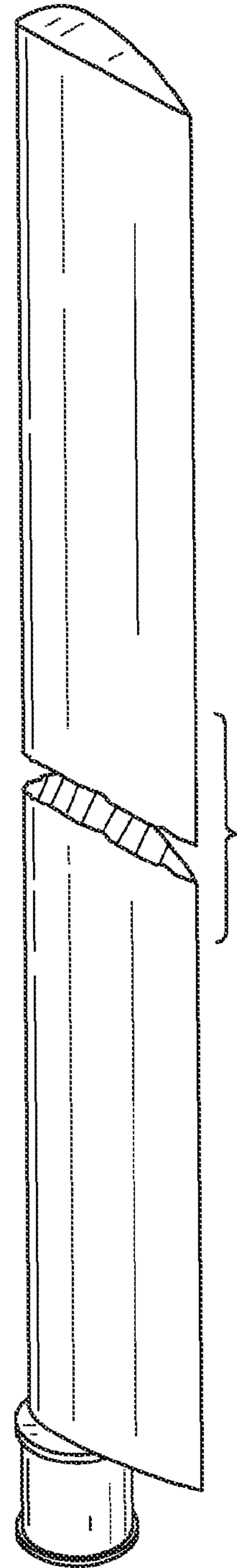


FIG. 2

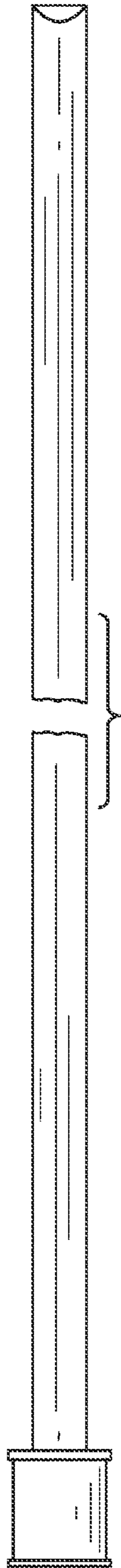


FIG. 3

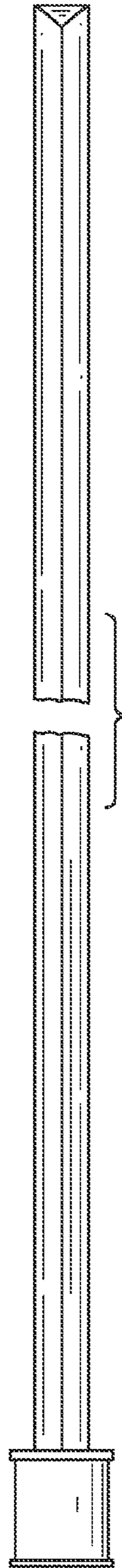


FIG. 4

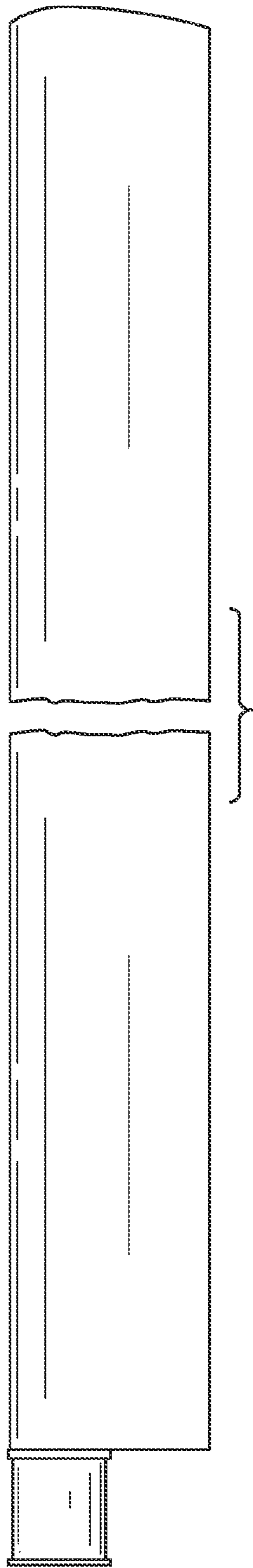


FIG. 5

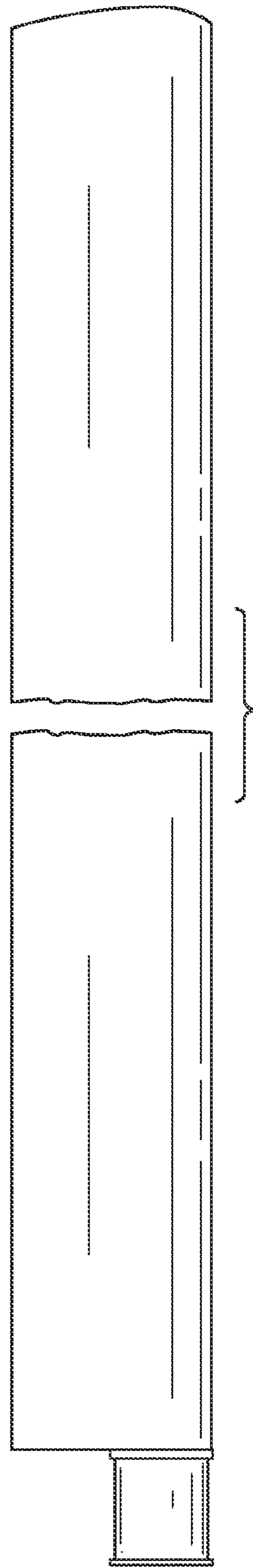


FIG. 6

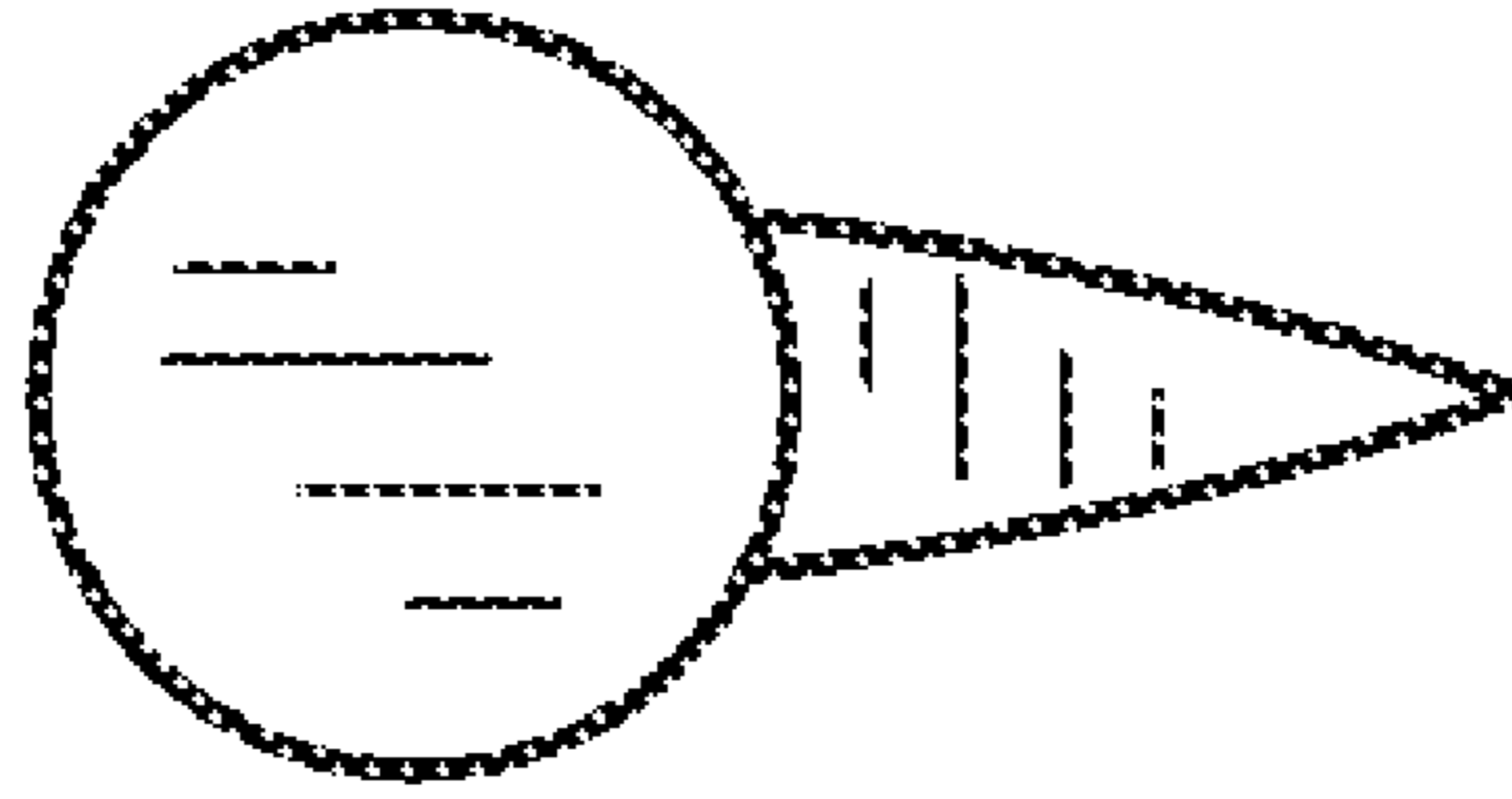


FIG. 7

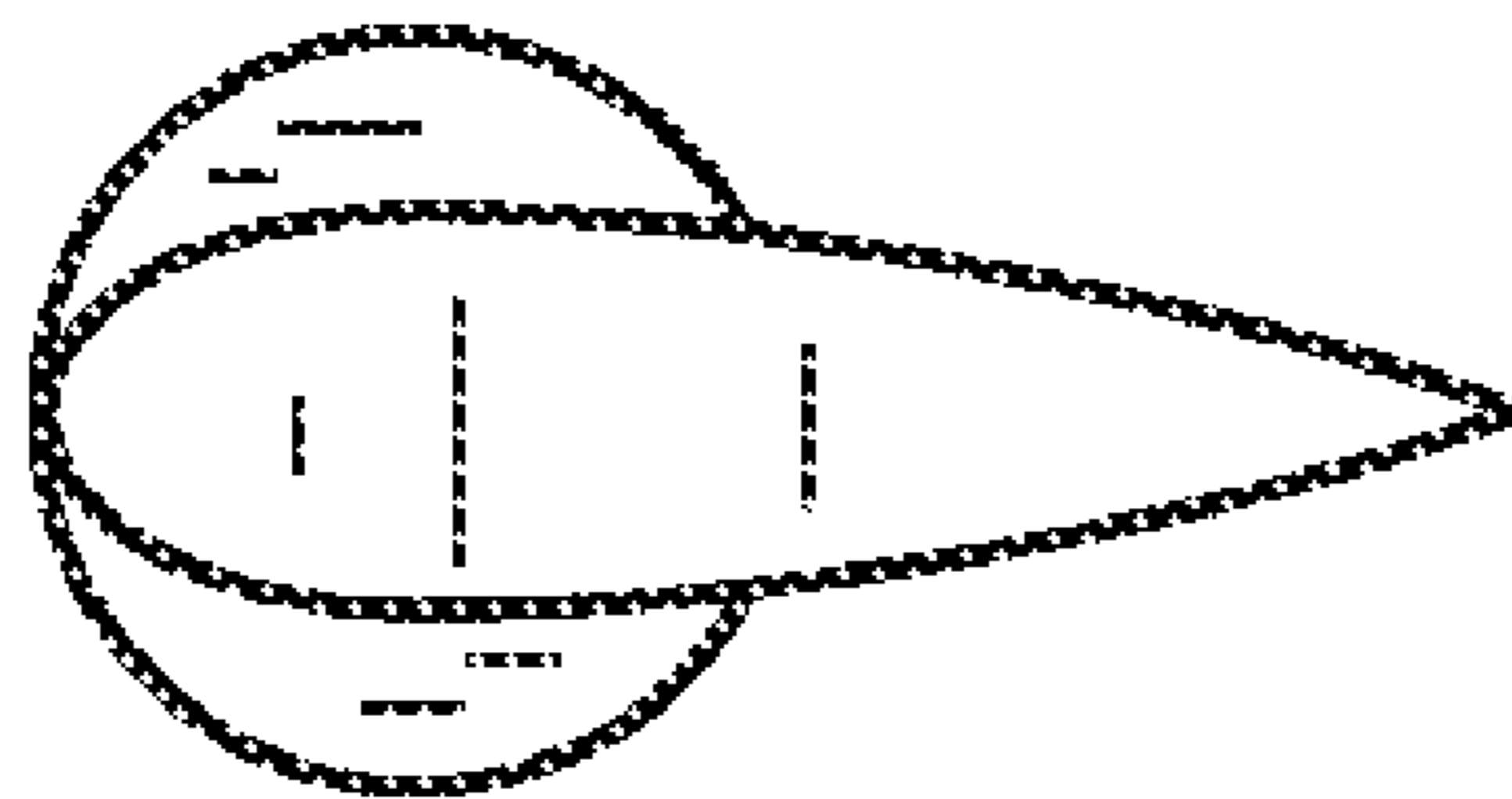


FIG. 8