

US00D595693S

(12) **United States Design Patent**
Hussey et al.

(10) **Patent No.:** **US D595,693 S**
(45) **Date of Patent:** **** Jul. 7, 2009**

(54) **LOUDSPEAKER**

(75) Inventors: **Lance Hussey**, Simi Valley, CA (US);
Christopher Glupker, North Hills, CA
(US); **Ravi K Sawhney**, Thousand Oaks,
CA (US)

(73) Assignee: **Harman International Industries,
Incorporated**, Northridge, CA (US)

(**) Term: **14 Years**

(21) Appl. No.: **29/321,368**

(22) Filed: **Jul. 15, 2008**

(51) **LOC (9) Cl.** **14-01**

(52) **U.S. Cl.** **D14/214**

(58) **Field of Classification Search** D14/204,
D14/207, 210–216, 172; 181/143–144, 147–148,
181/150–153, 157, 198–199; 381/300–303,
381/306, 332–333, 336, 345, 361–364, 386–388
See application file for complete search history.

(56) **References Cited**

U.S. PATENT DOCUMENTS

D229,618 S	12/1973	Teruachi et al.	
4,805,730 A	2/1989	O'Neill et al.	
D328,462 S	8/1992	Christie	
D370,679 S	6/1996	Olson	
D405,450 S	2/1999	Niitsu	
D423,014 S *	4/2000	Ito et al.	D14/214
D437,306 S	2/2001	Masui	
D439,238 S *	3/2001	Mackie et al.	D14/214
D442,165 S	5/2001	Cho	

D471,894 S	3/2003	Oikawa
D476,309 S	6/2003	Narita
D486,817 S	2/2004	Matsuoka
D489,708 S	5/2004	Matsuoka
D491,553 S	6/2004	Cook
D498,745 S	11/2004	Sayler et al.
D501,197 S	1/2005	Tanoni
D521,981 S	5/2006	Sogabe

OTHER PUBLICATIONS

JBL EON Loudspeaker shown on a printout from a website, product released in 1995.

* cited by examiner

Primary Examiner—Nanda Bondade

(74) *Attorney, Agent, or Firm*—Plumsea Law Group, LLC

(57) **CLAIM**

The ornamental design for a loudspeaker, as shown and described.

DESCRIPTION

FIG. 1 is a perspective view of a loudspeaker showing our new design;

FIG. 2 is a front elevational view thereof;

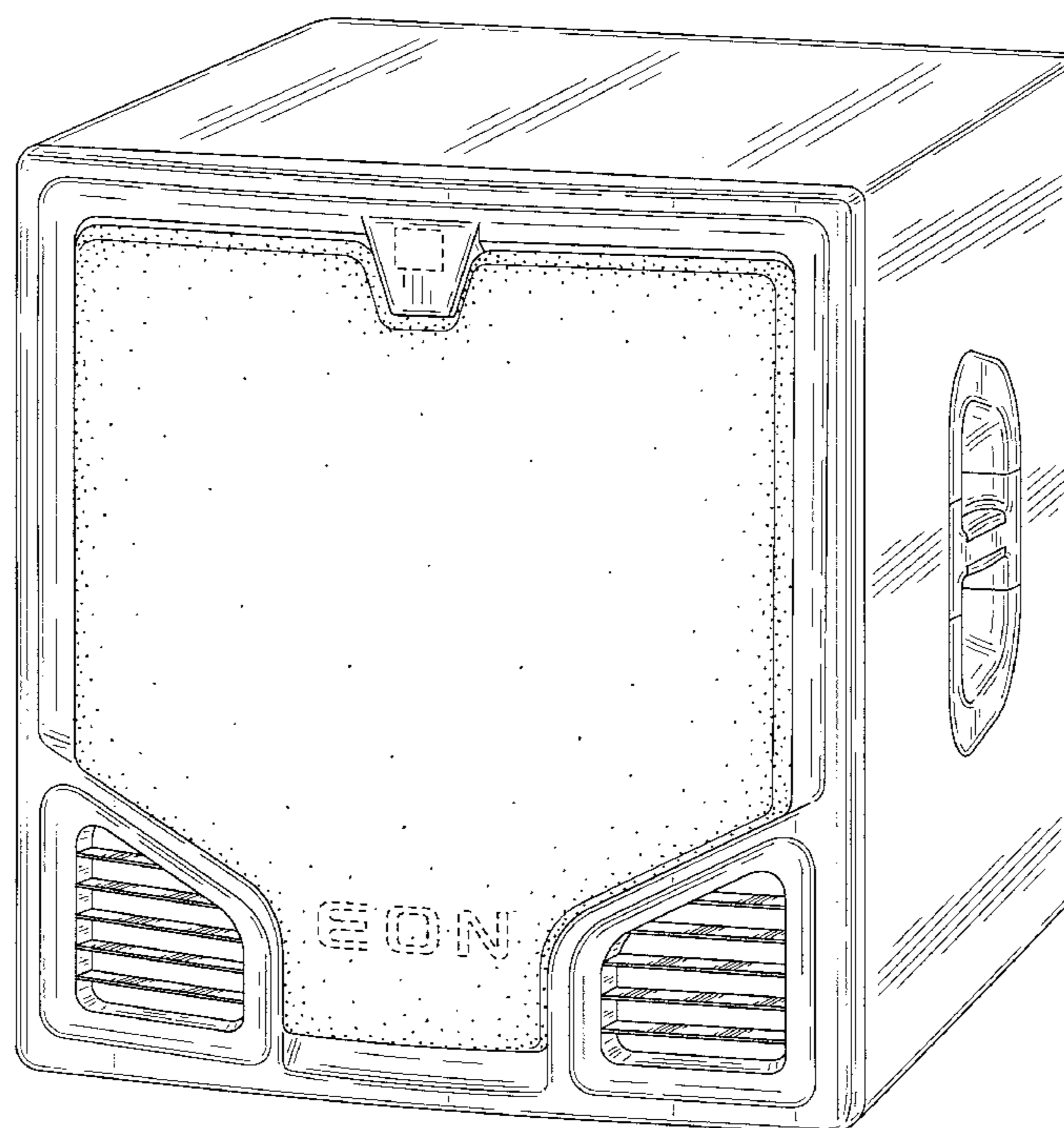
FIG. 3 is a side elevational view thereof, the opposite side elevational view being a mirror image;

FIG. 4 is a rear elevational view thereof; and,

FIG. 5 is a top plan view thereof.

The broken line showings of the letters, geometric shapes and feet form no part of the claimed design.

1 Claim, 5 Drawing Sheets



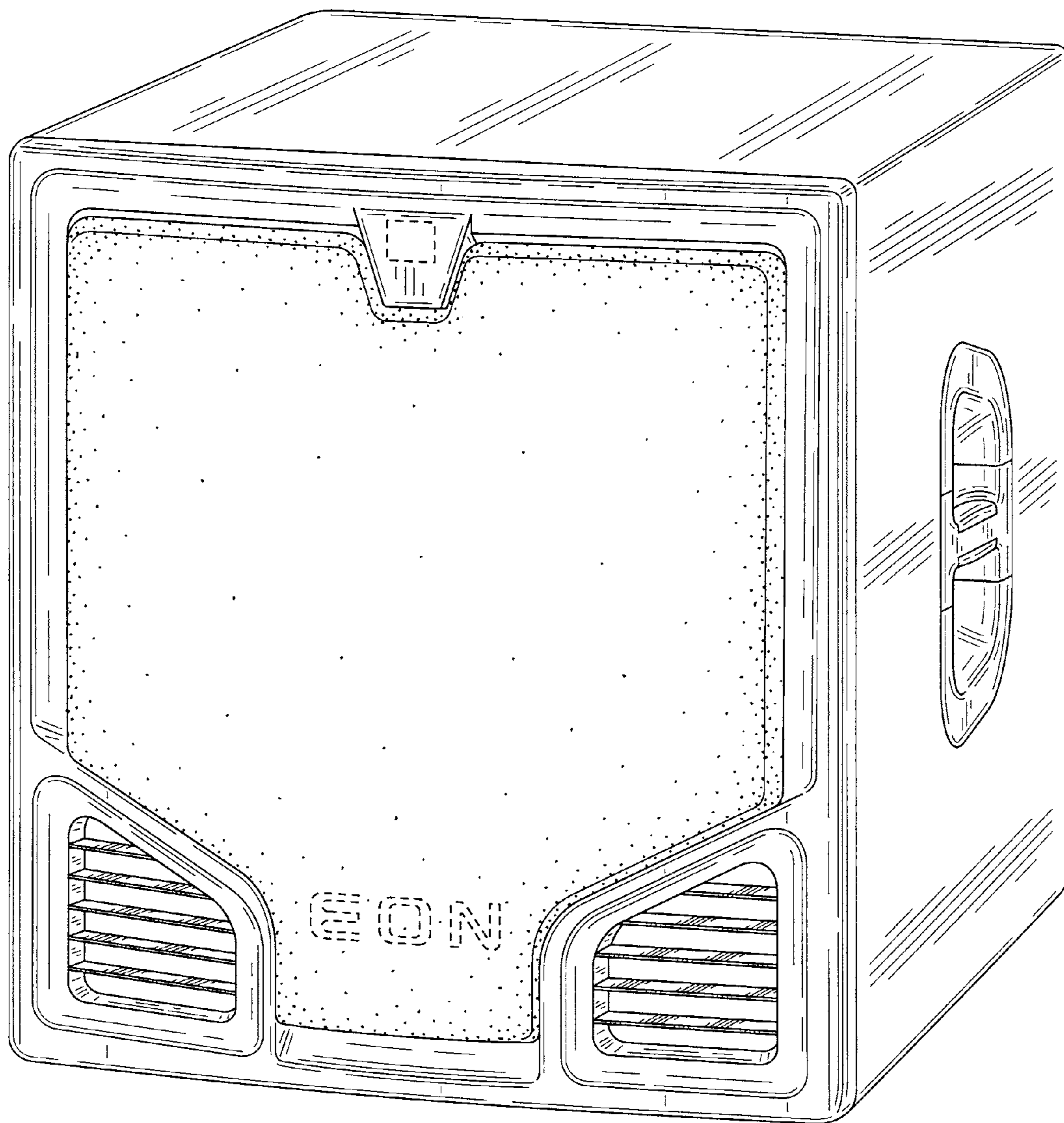


FIG. 1

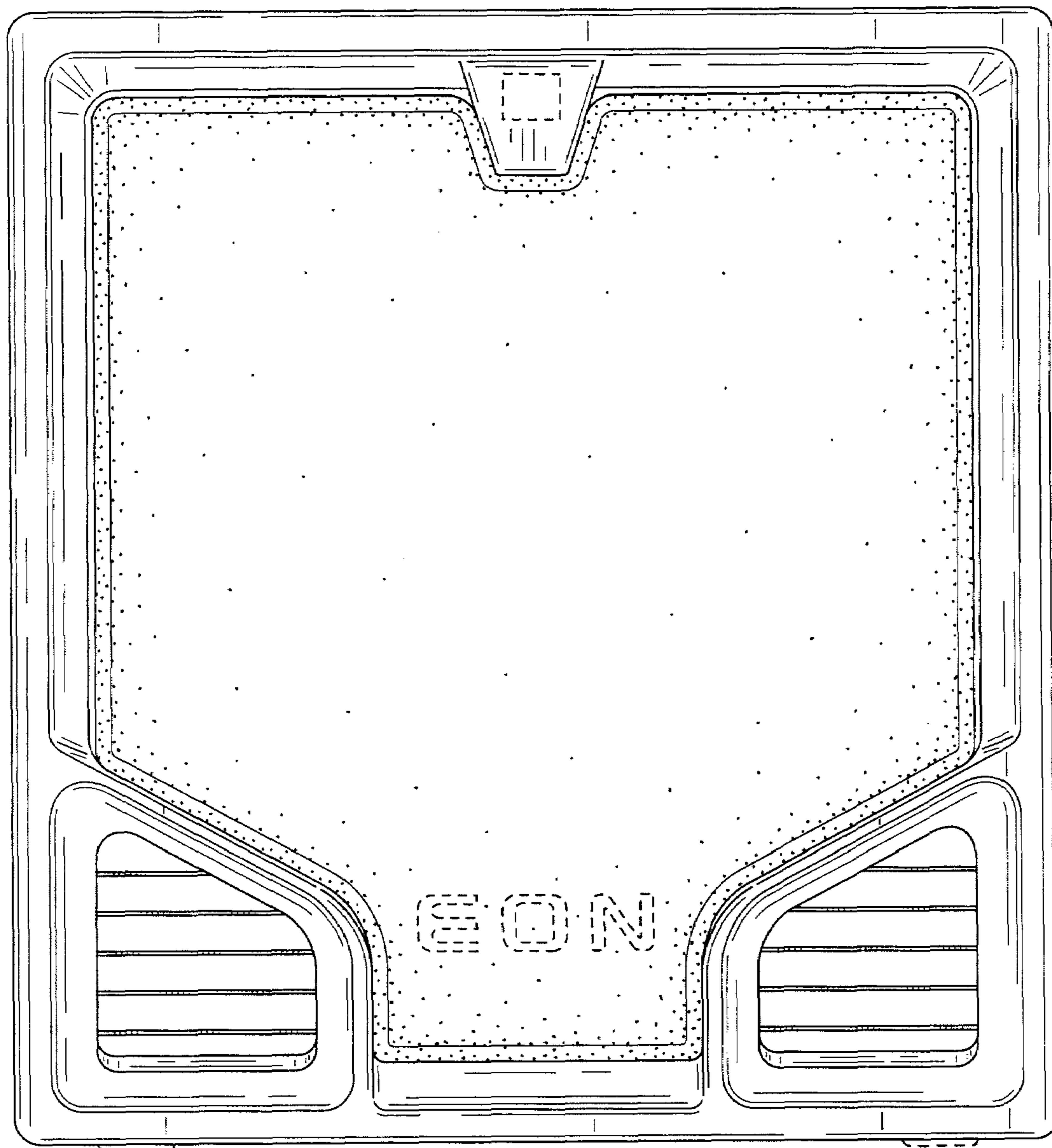


FIG. 2

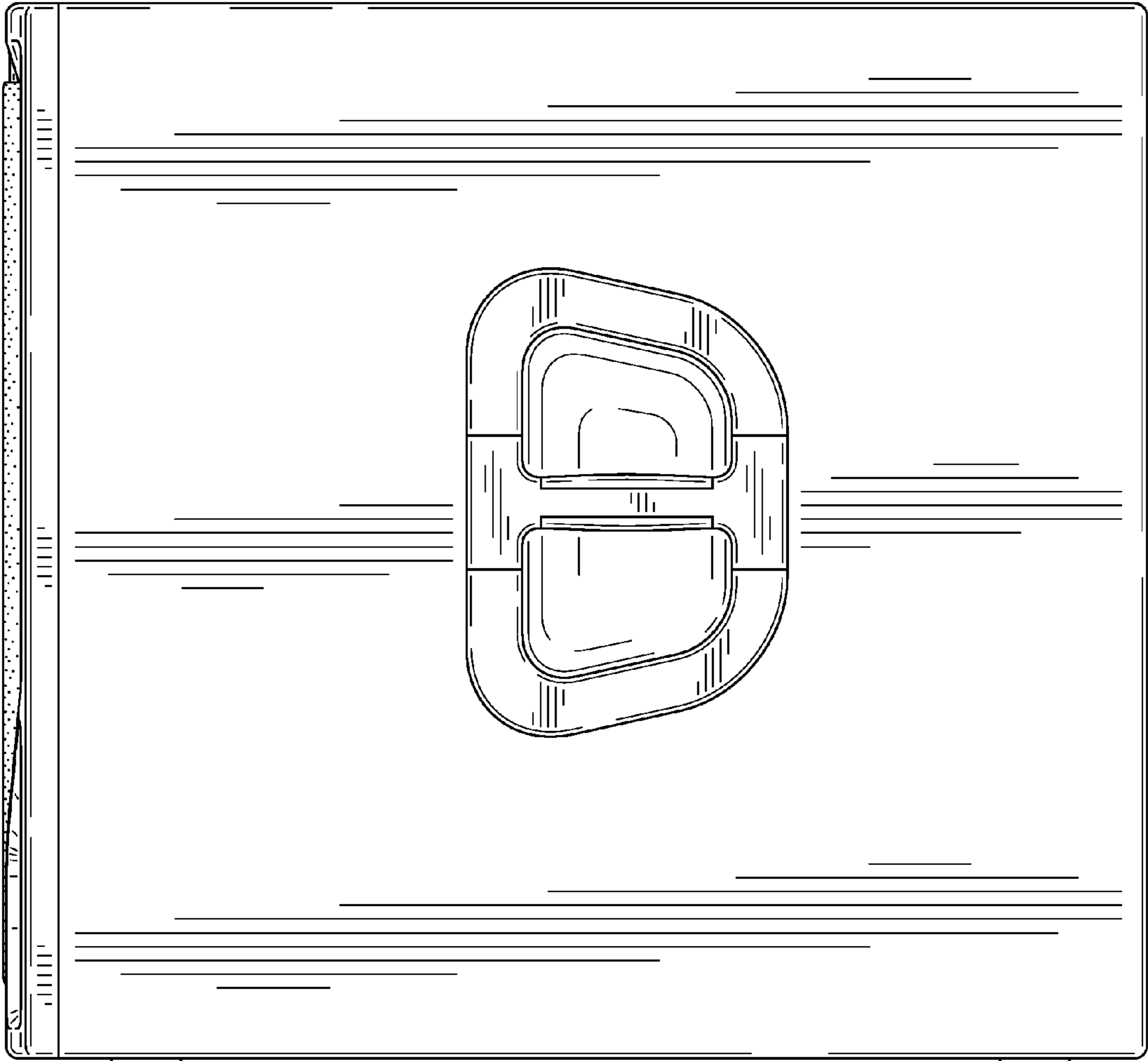


FIG. 3




FIG. 4




FIG. 5