



US00D595680S

(12) **United States Design Patent**
Schellen

(10) **Patent No.:** **US D595,680 S**
(45) **Date of Patent:** **** Jul. 7, 2009**

(54) **HANDSET**

(75) Inventor: **Joeske Schellen**, London (GB)

(73) Assignee: **Nokia Corporation**, Espoo (FI)

(**) Term: **14 Years**

(21) Appl. No.: **29/303,448**

(22) Filed: **Feb. 8, 2008**

(51) **LOC (9) Cl.** **14-03**

(52) **U.S. Cl.** **D14/138 AA**

(58) **Field of Classification Search** D14/137,
D14/138 R, 138 AA, 138 AB, 138 AC, 138 AD,
D14/138 C, 138 G, 147-148, 156, 191, 218,
D14/247-248, 341-347, 390, 399, 455-456,
D14/496; D16/208; D21/329, 331, 333,
D21/517; 348/14.01-14.02; 361/814; 379/433.01-433.13;
455/90.3, 556.1-556.2, 566, 575.1, 575.3,
455/575.4; D13/164, 168; 439/165; 343/702;
345/167, 168, 169; D10/65, 78, 104; D18/7
See application file for complete search history.

(56) **References Cited**

U.S. PATENT DOCUMENTS

- D543,188 S * 5/2007 Minamide et al. D14/138 AA
- D556,171 S * 11/2007 Lee et al. D14/138 AA
- D559,224 S * 1/2008 Moon et al. D14/138 AA
- D573,967 S * 7/2008 Tsai et al. D14/138 AA
- D574,800 S * 8/2008 Stillerman D14/138 AA
- D574,805 S * 8/2008 Cobb D14/138 AA
- D576,129 S * 9/2008 Bjorninen D14/138 AA
- D576,990 S * 9/2008 Han et al. D14/138 AA
- D583,343 S * 12/2008 Lee et al. D14/138 AA
- D587,669 S * 3/2009 Aarras D14/138 AA
- D588,087 S * 3/2009 Stone D14/138 AA
- 2006/0079303 A1 * 4/2006 Lee 455/575.4

2007/0294633 A1* 12/2007 Aarras et al. 715/781

FOREIGN PATENT DOCUMENTS

WO DM/068448 * 12/2006

OTHER PUBLICATIONS

Nokia 6030, announced 1Q 2005, <URL:http://www.gsmarena.com/nokia_6030-pictures-1086.php>, retrieved from internet Mar. 23, 2009.*

Nokia 6080, announced Jun. 2006, <URL:http://www.gsmarena.com/nokia_6080-pictures-1597.php>, retrieved from internet Mar. 23, 2009.*

Nokia Model # N81, Nokia Corporation, 4 color sheets of photographs, disclosed on or about Aug. 2007.

* cited by examiner

Primary Examiner—Ian Simmons

Assistant Examiner—Carla Jobe Wright

(74) *Attorney, Agent, or Firm*—Banner & Witcoff, Ltd.

(57) **CLAIM**

The ornamental design for a handset, as shown and described.

DESCRIPTION

FIG. 1 is a front perspective view of a handset showing my new design;

FIG. 2 is a front view thereof;

FIG. 3 is a right side view thereof;

FIG. 4 is a left side view thereof;

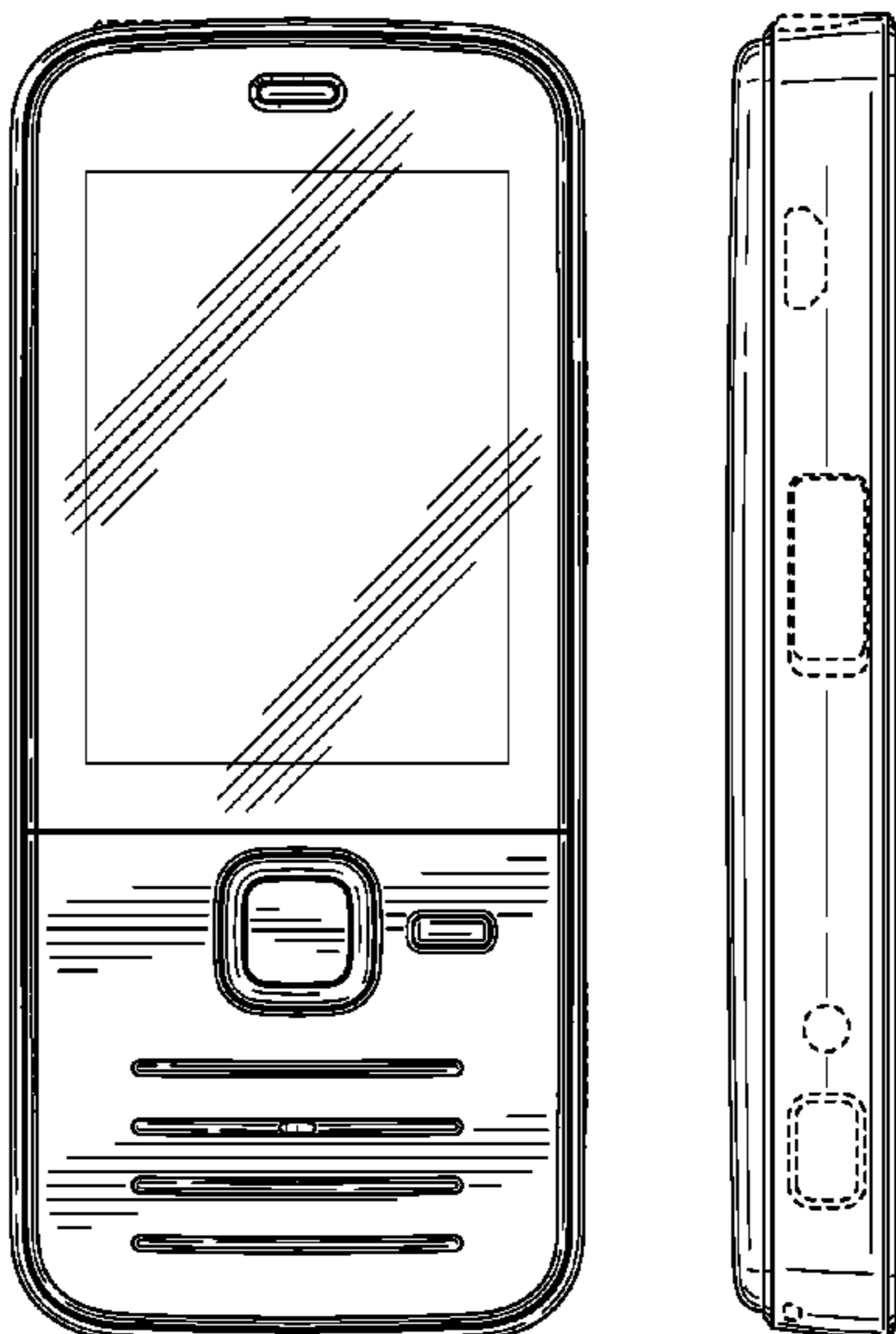
FIG. 5 is a bottom view thereof;

FIG. 6 is a top view thereof; and,

FIG. 7 is a rear view thereof.

The broken lines on the drawing figures that show the outermost periphery of non-claimed features represent the boundaries of the claimed design while all other broken lines are directed to environment and are for illustrative purposes only; the broken lines form no part of the claimed design.

1 Claim, 5 Drawing Sheets



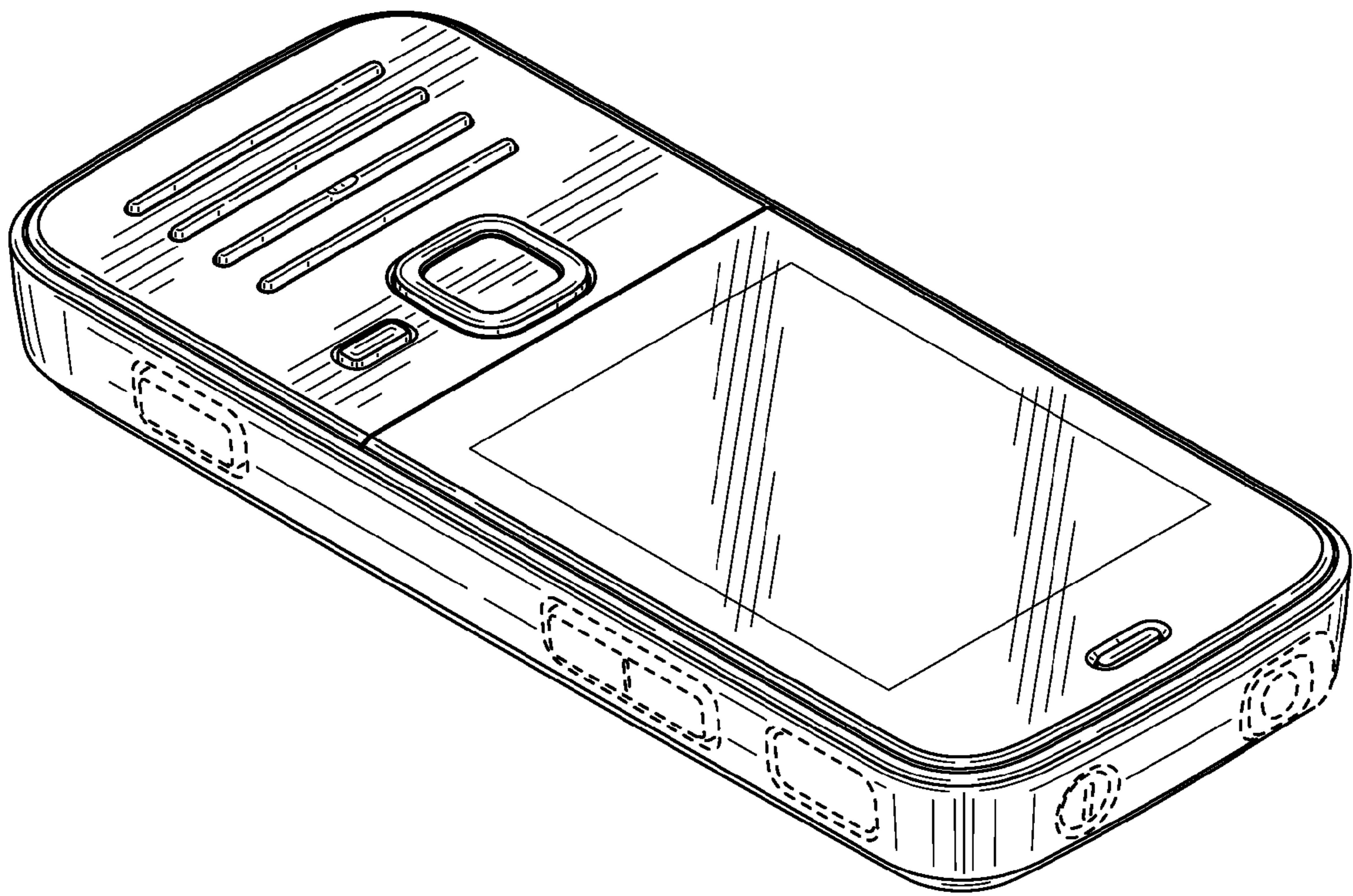


FIG. 1




FIG. 2

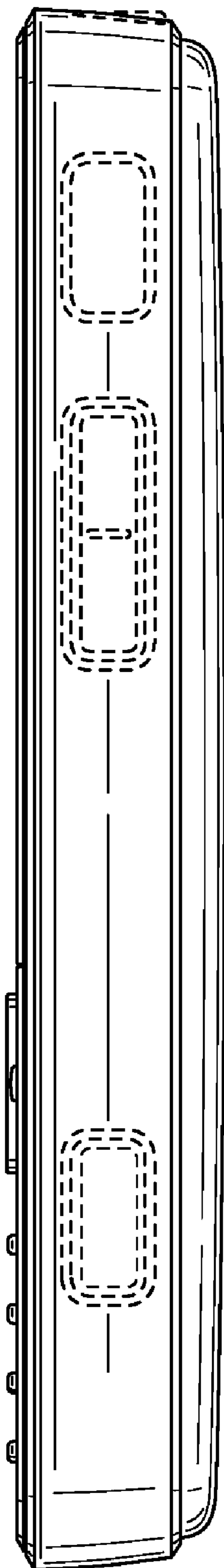


FIG. 3




FIG. 4

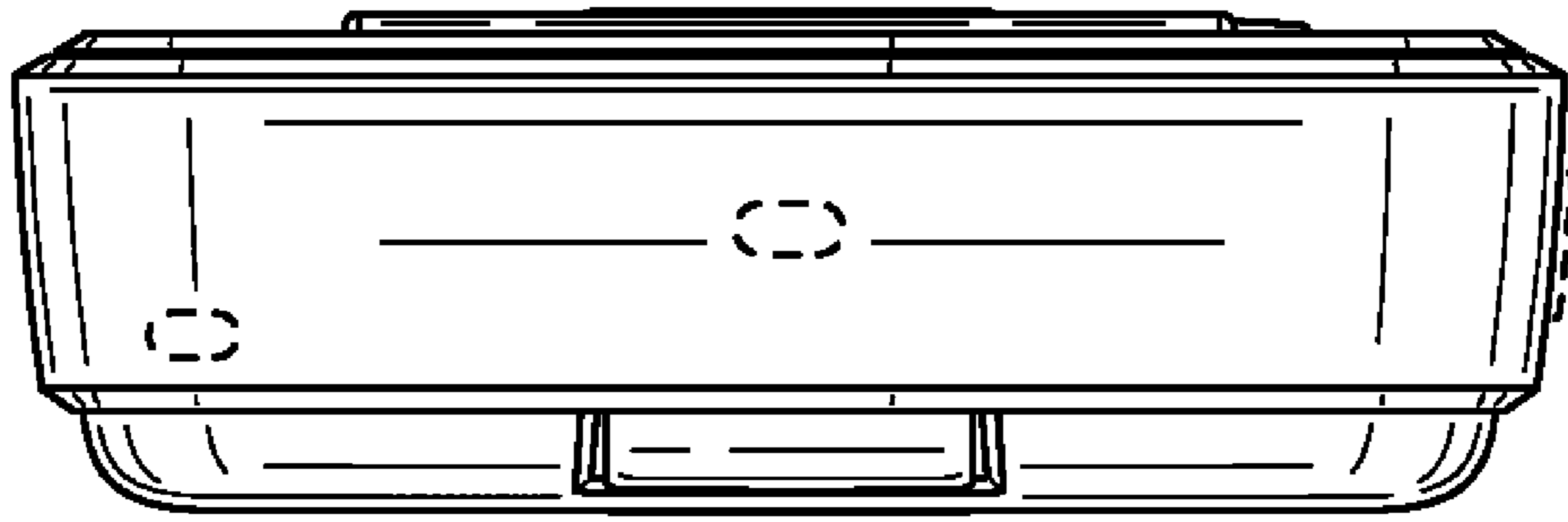


FIG. 5

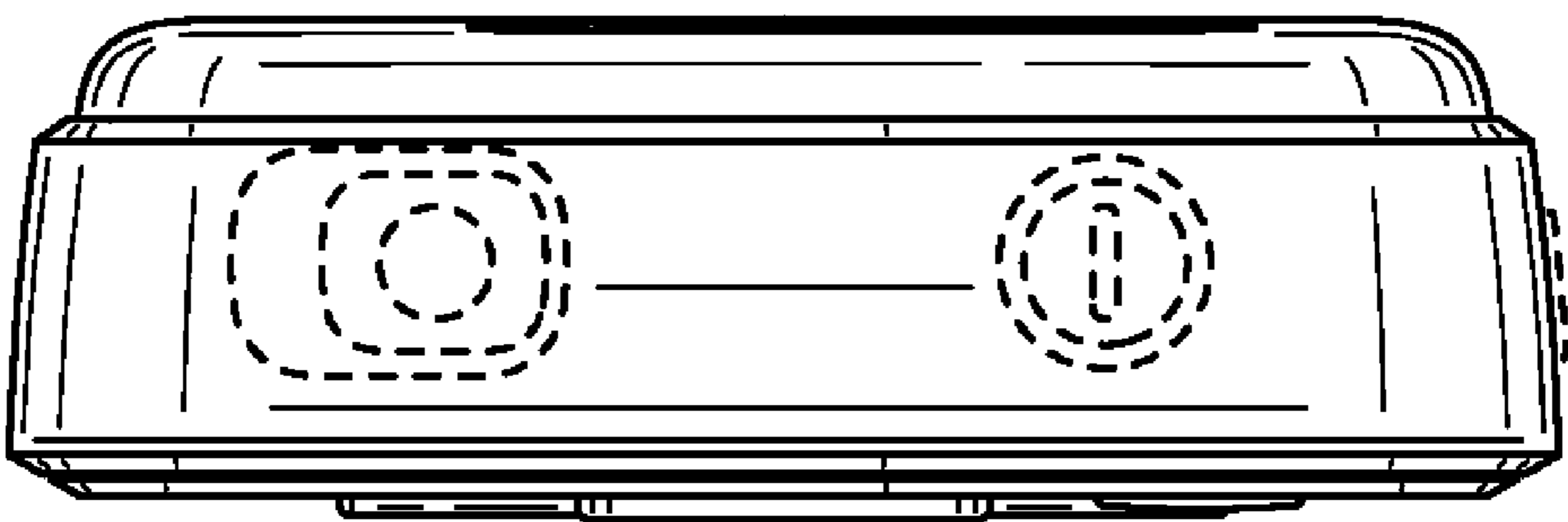


FIG. 6




FIG. 7