



US00D595670S

(12) **United States Design Patent**
Glassman et al.

(10) **Patent No.:** **US D595,670 S**
(45) **Date of Patent:** **** Jul. 7, 2009**

(54) **REMOTE CONTROL**

(75) Inventors: **Ellen Tave Glassman**, Closter, NJ (US);
David Farrage, Cliffside Park, NJ (US)

(73) Assignee: **Sears Brands, LLC.**, Hoffman Estates,
IL (US)

(**) Term: **14 Years**

(21) Appl. No.: **29/321,000**

(22) Filed: **Jul. 9, 2008**

(51) **LOC (9) Cl.** **14-03**

(52) **U.S. Cl.** **D13/168**

(58) **Field of Classification Search** D13/168;
D10/37, 40, 104, 106; D14/138 AB, 138 R,
D14/143, 204, 216, 218, 247; D7/503, 586;
D9/414; D21/324; D28/82; 341/176; 340/825.22,
340/825.24, 825.25, 825.31, 825.36, 825.69,
340/825.72; 455/324

See application file for complete search history.

(56) **References Cited**

U.S. PATENT DOCUMENTS

1,388,094	A	*	8/1921	Buttigieg	206/6.1
D219,028	S	*	10/1970	Miller et al.	D14/218
D291,991	S	*	9/1987	Lee	D14/147
4,985,813	A	*	1/1991	Putman	362/186
5,209,345	A	*	5/1993	Haugabook	220/832
D339,882	S	*	9/1993	Chevassus	D28/82
D375,258	S	*	11/1996	Weder et al.	D9/414

D375,909	S	*	11/1996	Dziersk et al.	D10/106
D495,665	S	*	9/2004	Stekelenburg	D13/168
D509,200	S	*	9/2005	Harris	D14/138 R
D533,513	S	*	12/2006	Marchetto et al.	D13/168
D541,228	S	*	4/2007	Thursfield	D13/168
D541,592	S	*	5/2007	Bortkiewicz	D7/586
D564,728	S	*	3/2008	Bortkiewicz	D1/121
D567,790	S	*	4/2008	Cardoso et al.	D14/138 R

* cited by examiner

Primary Examiner—Selina Sikder

(74) *Attorney, Agent, or Firm*—Greenberg Traurig LLP

(57) **CLAIM**

What is claimed is the ornamental design for a remote control, as shown and described.

DESCRIPTION

FIG. 1 is a front perspective view of a remote control showing our new design;

FIG. 2 is a right side elevational view thereof, the left side elevational view being a mirror image thereof;

FIG. 3 is a rear elevational view thereof;

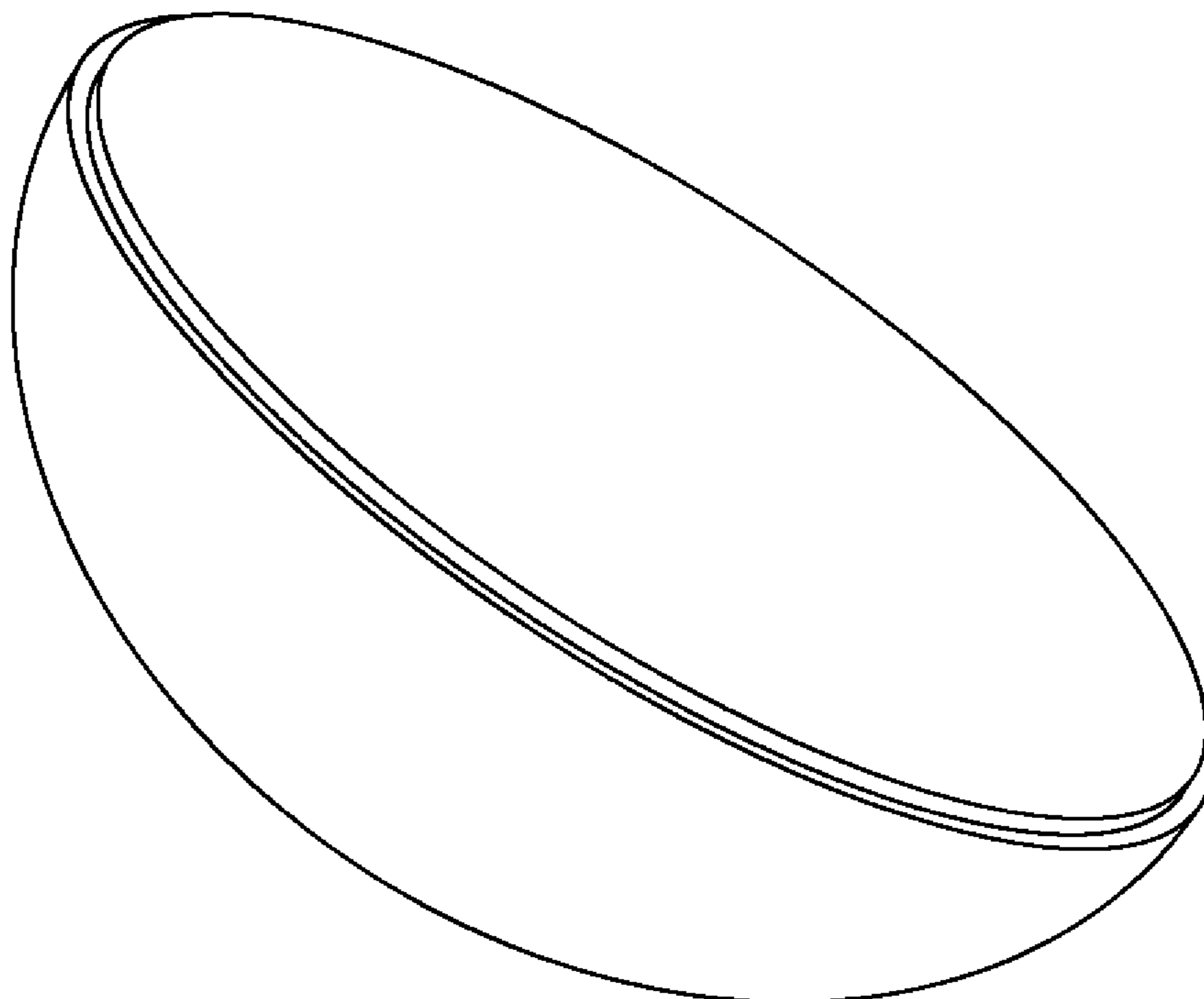
FIG. 4 is a front elevational view thereof;

FIG. 5 is a bottom plan view thereof; and,

FIG. 6 is a top plan view thereof.

The elements shown in dotted lines are provided for illustrative purposes only and form no part of the design claimed.

1 Claim, 2 Drawing Sheets



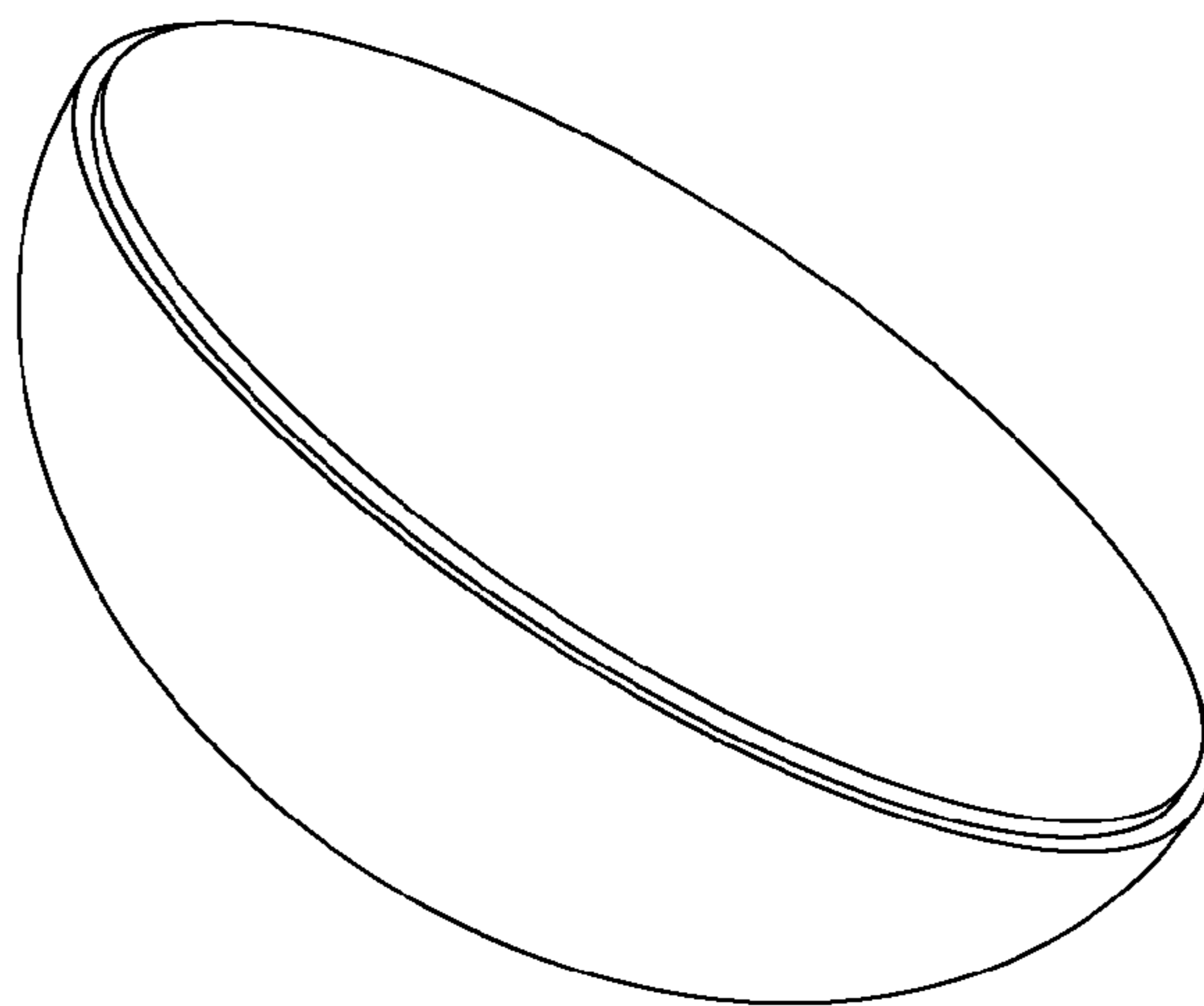


FIG. 1




FIG. 2

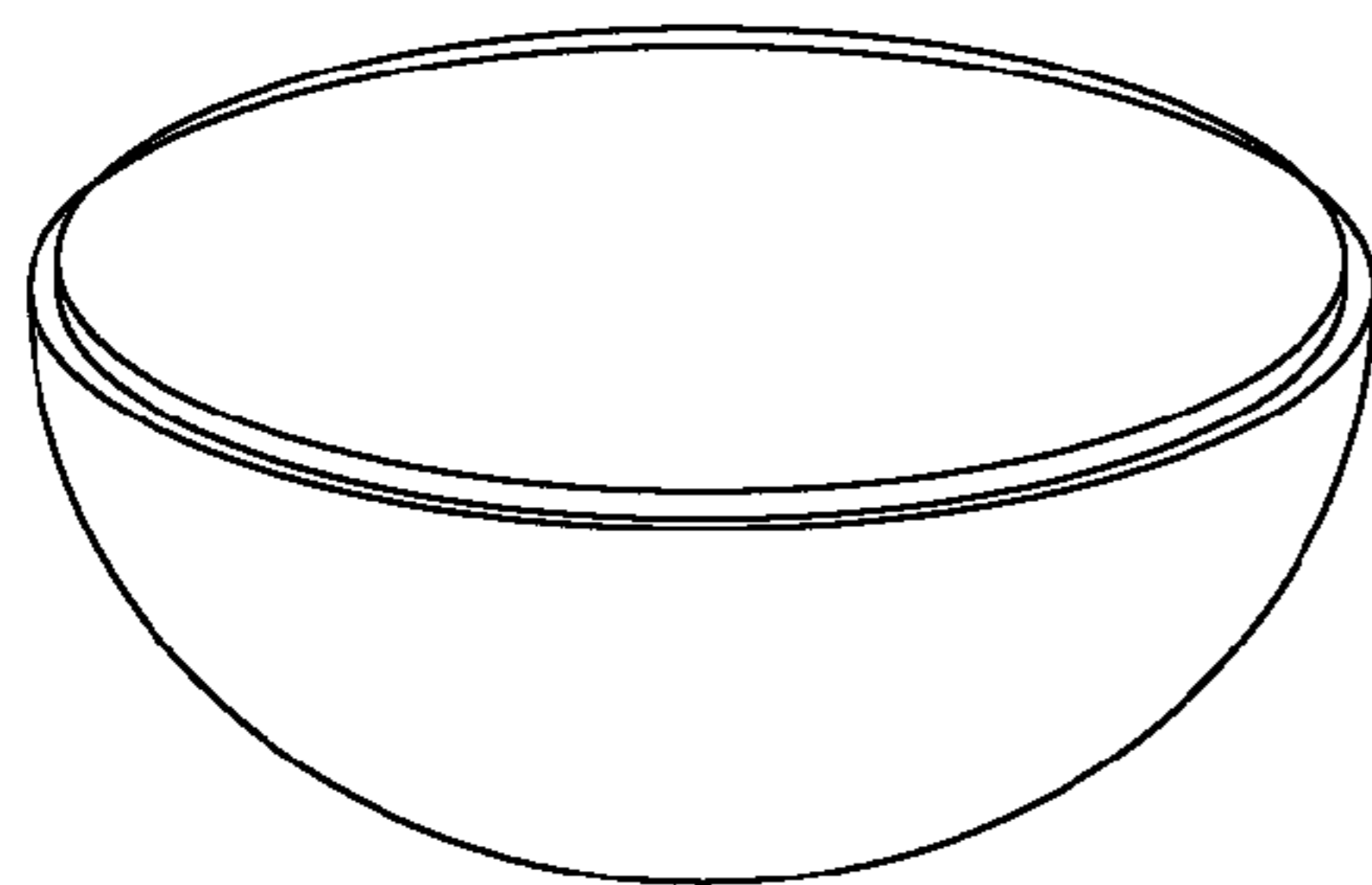


FIG. 3

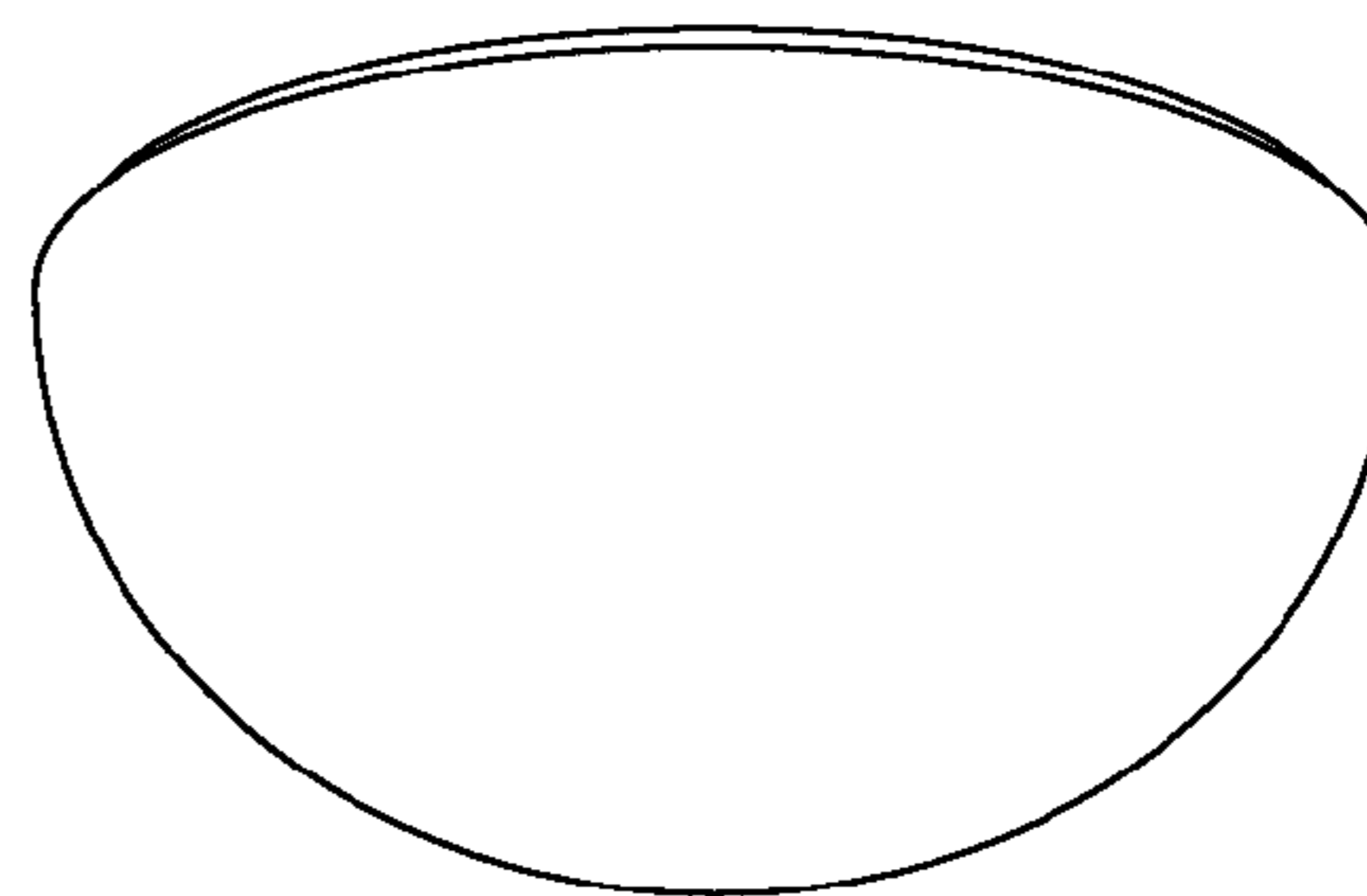


FIG. 4

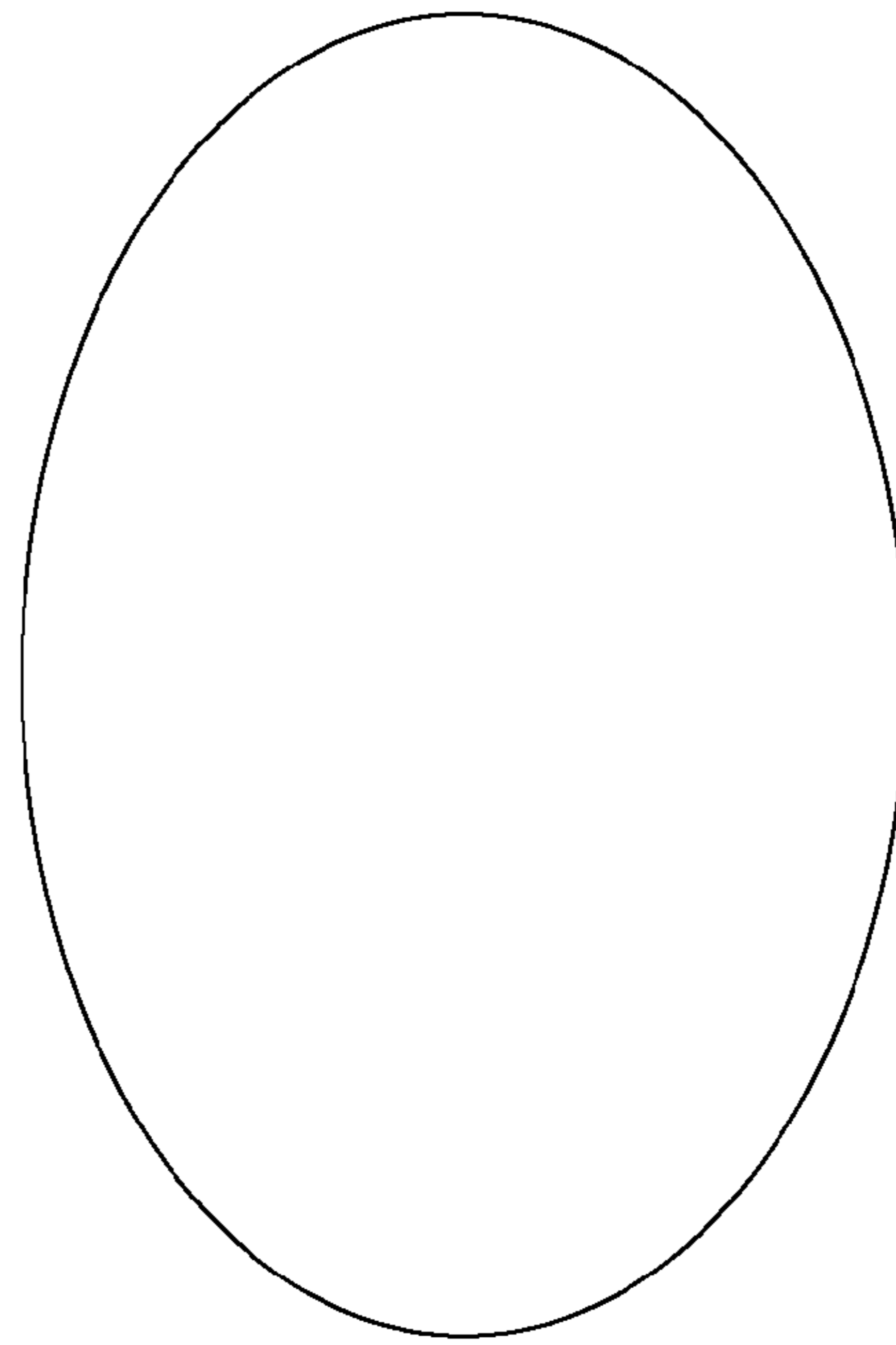


FIG. 5

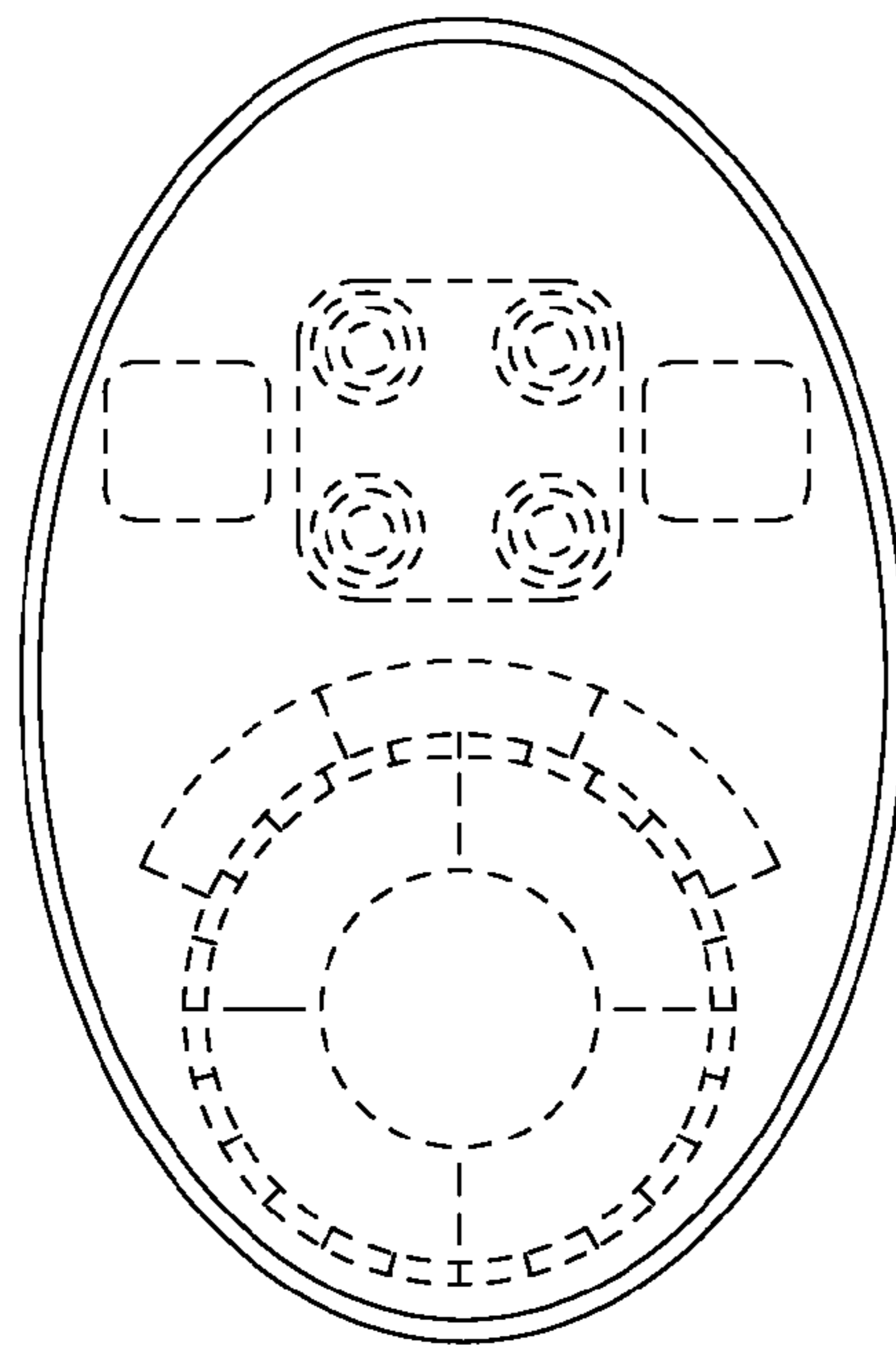


FIG. 6