



US00D595668S

(12) **United States Design Patent**
Lasky et al.

(10) **Patent No.:** **US D595,668 S**

(45) **Date of Patent:** **** Jul. 7, 2009**

(54) **CONTROL PENDANT**

(75) Inventors: **Charles Louis Lasky**, Grafton, WI (US);
James R. Risk, Jr., Plover, WI (US);
Steven Williams, Stevens Point, WI (US)

(73) Assignee: **Joerns Healthcare Inc.**, Stevens Point, WI (US)

(**) Term: **14 Years**

(21) Appl. No.: **29/307,305**

(22) Filed: **Apr. 11, 2008**

(51) **LOC (9) Cl.** **14-03**

(52) **U.S. Cl.** **D13/168**

(58) **Field of Classification Search** D13/168;
D10/104, 106; D14/218, 247; 340/825.22,
340/825.24, 825.25, 825.31, 825.36, 825.69,
340/825.72; 341/76; 455/352

See application file for complete search history.

(56) **References Cited**

U.S. PATENT DOCUMENTS

D362,660 S *	9/1995	Fromson	D13/168
D363,550 S *	10/1995	Teo et al.	D24/200
D442,564 S *	5/2001	Ohkuma	D13/168
D443,596 S *	6/2001	Ohkuma	D13/168
D533,516 S *	12/2006	Murata et al.	D13/168

* cited by examiner

Primary Examiner—Selina Sikder

(74) *Attorney, Agent, or Firm*—MacMillan, Sobanski & Todd, LLC

(57) **CLAIM**

The ornamental design for a control pendant, as shown and described.

DESCRIPTION

FIG. 1 is a front elevational view of a control pendant embodying my design.

FIG. 2 is a left side elevational view thereof.

FIG. 3 is a rear elevational view thereof.

FIG. 4 is a right side elevational view thereof.

FIG. 5 is a top plan view thereof.

FIG. 6 is a bottom plan view thereof.

FIG. 7 is a front elevational view of another control pendant embodying my design.

FIG. 8 is a left side elevational view of the control pendant shown in FIG. 7.

FIG. 9 is a rear elevational view of the control pendant shown in FIG. 7.


FIG. 10 is a right side elevational view of the control pendant shown in FIG. 7.

FIG. 11 is a top plan view of the control pendant shown in FIG. 7; and,

FIG. 12 is a bottom plan view of the control pendant shown in FIG. 7.

The broken line in the various figures forms no part of the claimed design.

1 Claim, 6 Drawing Sheets






FIG. 1


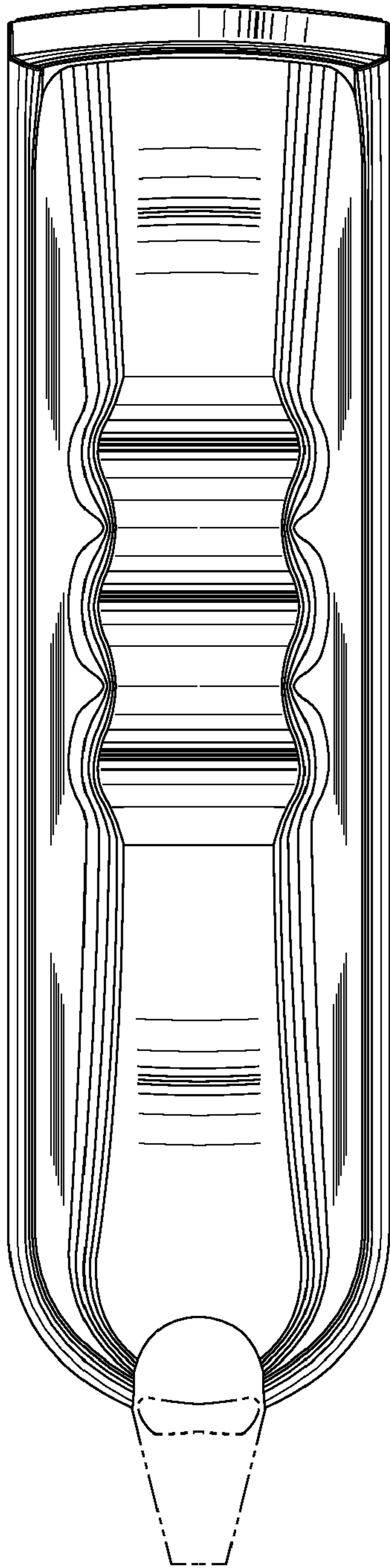
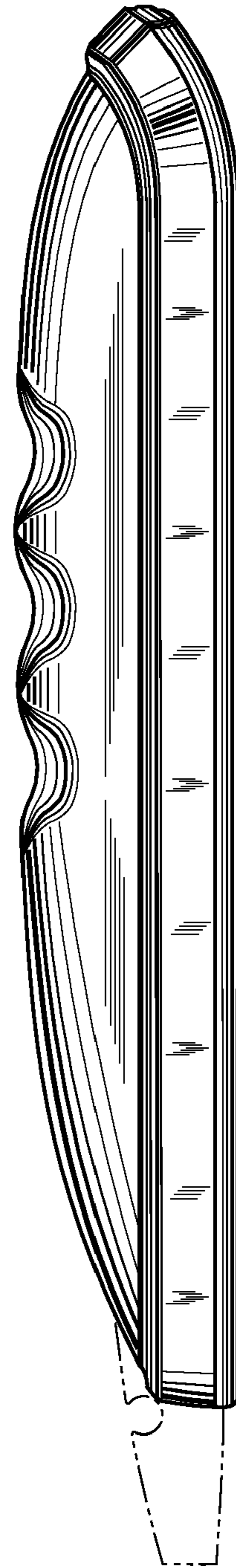


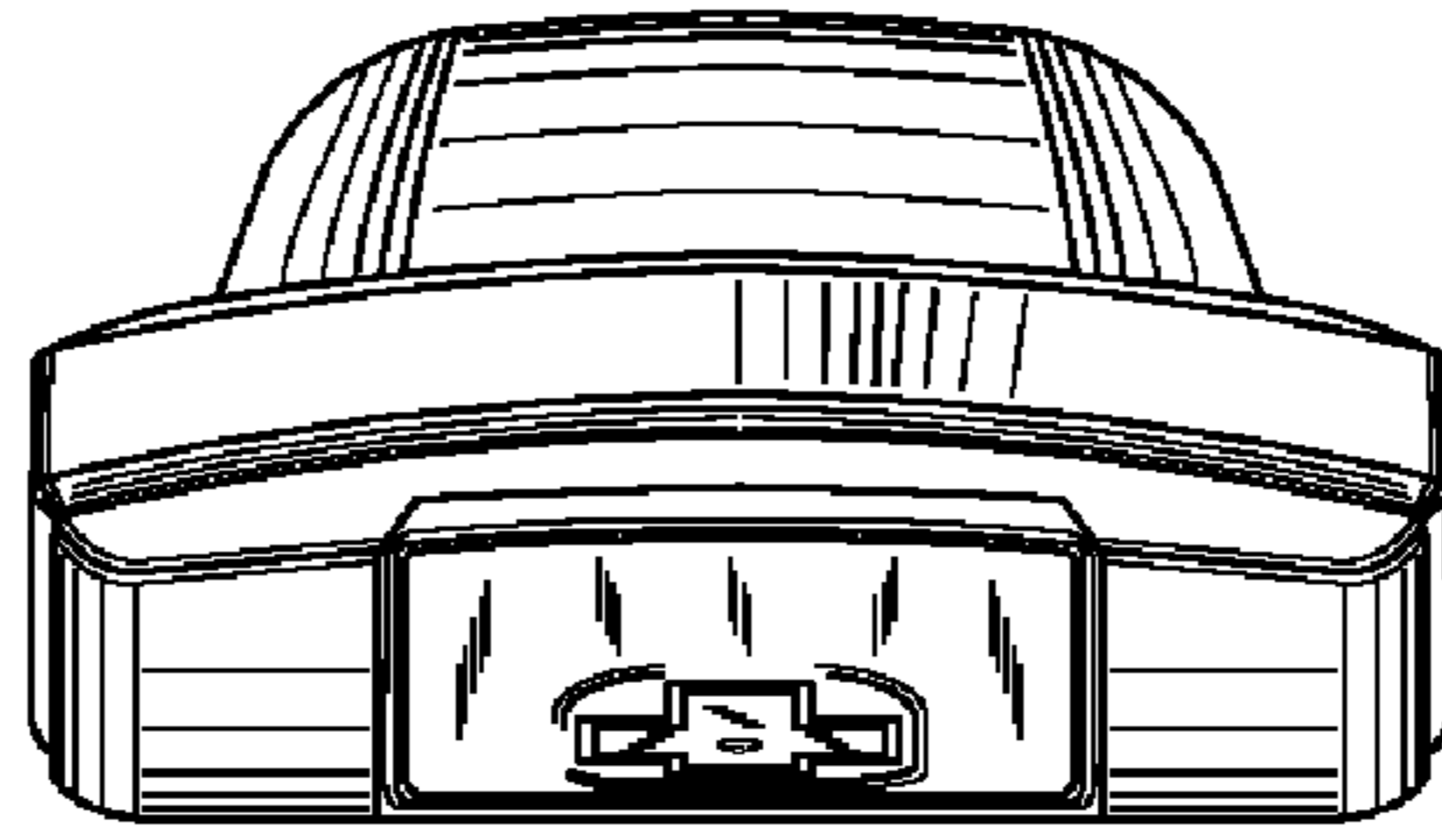
FIG. 2



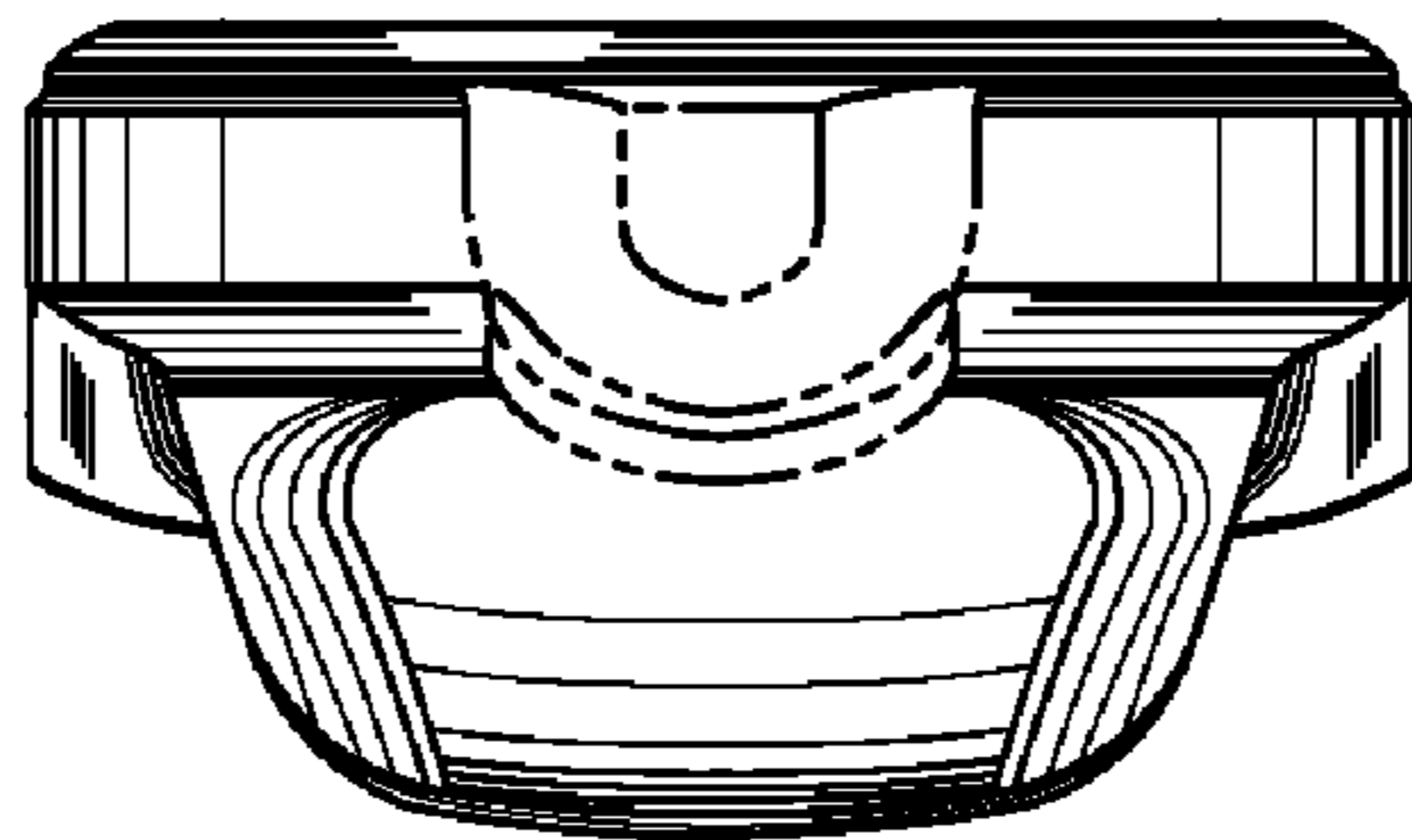
— FIG. 3




— FIG. 4




— FIG. 5



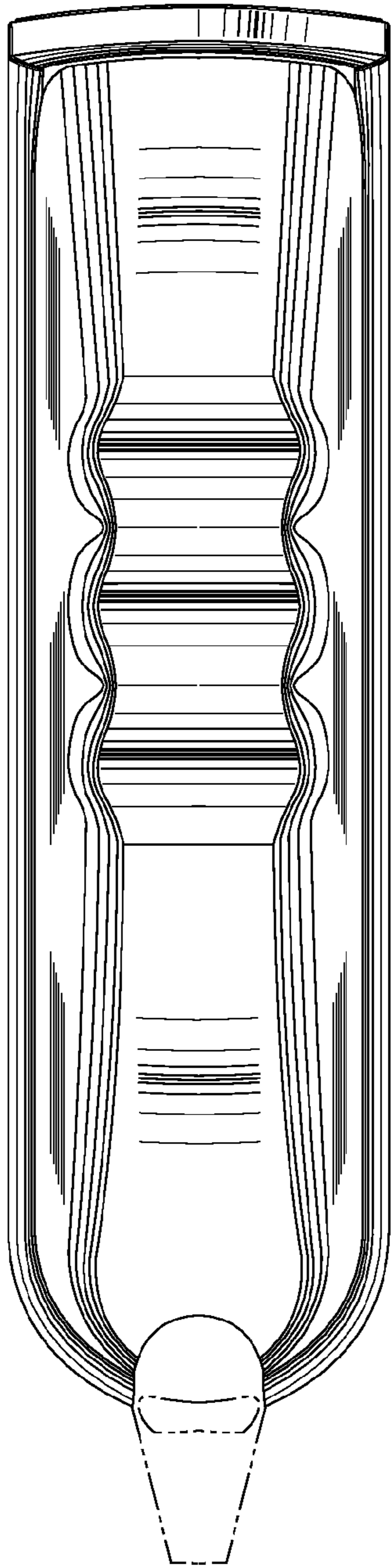
— FIG. 6



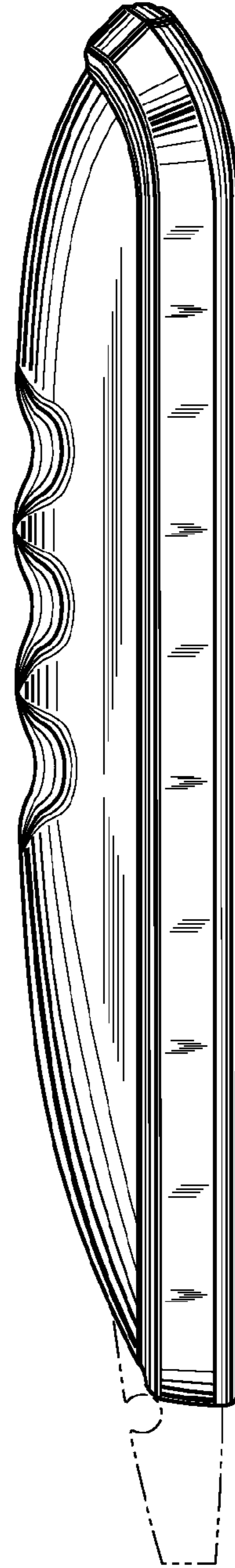
—FIG. 7



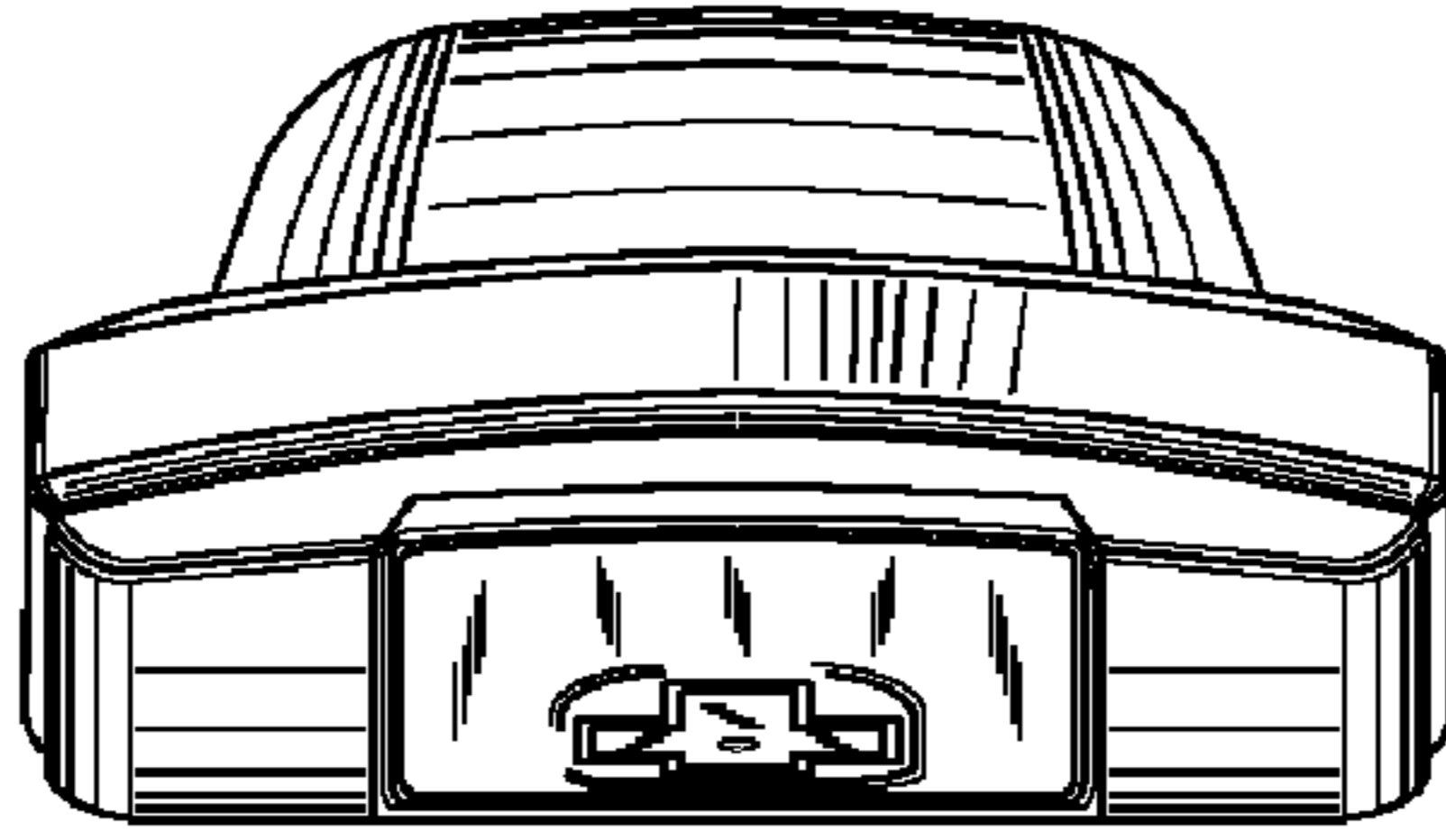
—FIG. 8



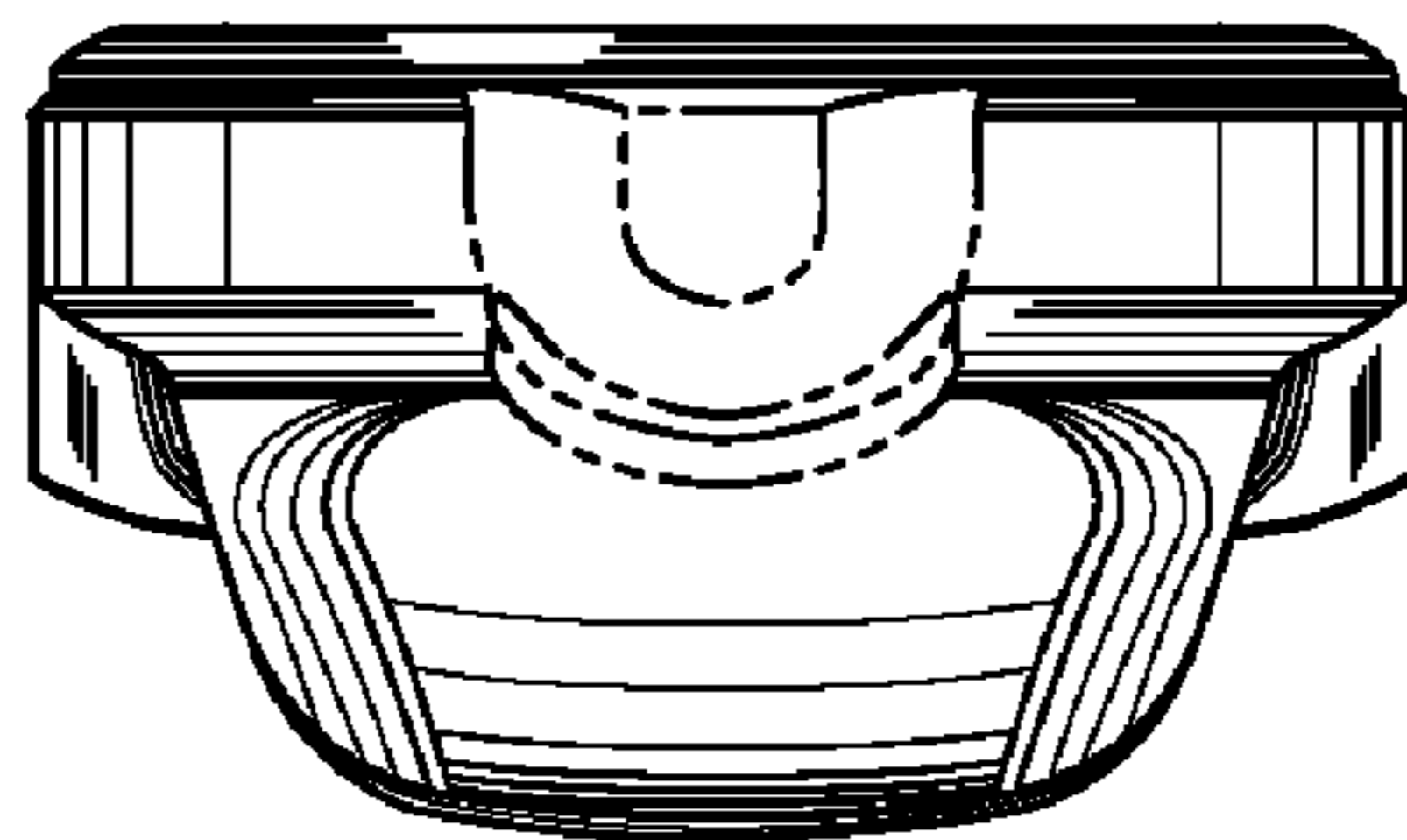
—FIG. 9



—FIG. 10



—FIG. 11



—FIG. 12