



US00D595659S

(12) **United States Design Patent**
Maurer et al.

(10) **Patent No.:** **US D595,659 S**
(45) **Date of Patent:** **** Jul. 7, 2009**

(54) **ELECTRICAL OUTLET BOX FOR RECESSED PLUG IN**

(75) Inventors: **Ronald D. Maurer**, Carlsbad, CA (US);
Sean P. McDermott, El Cajon, CA (US); **Richard P. Apgar**, Lakeside, CA (US)

(73) Assignee: **Three Amigos LLC**, El Cajon, CA (US)

(**) Term: **14 Years**

(21) Appl. No.: **29/323,514**

(22) Filed: **Aug. 27, 2008**

(51) **LOC (9) Cl.** **13-03**

(52) **U.S. Cl.** **D13/152**

(58) **Field of Classification Search** D13/152,
D13/158, 184; 174/480-481, 53-58, 66;
220/3.2-3.9; 439/535-536

See application file for complete search history.

(56) **References Cited**

U.S. PATENT DOCUMENTS

2,989,206	A *	6/1961	Mcafee	220/3.7
3,622,029	A *	11/1971	Ware	220/3.7
4,634,015	A *	1/1987	Taylor	220/3.7
D341,353	S *	11/1993	O	D13/152
5,959,246	A *	9/1999	Gretz	220/3.2

5,965,846	A *	10/1999	Shotey et al.	174/66
6,820,760	B2 *	11/2004	Wegner et al.	220/3.7
D531,128	S *	10/2006	Elberson	D13/152
D556,695	S *	12/2007	Provenzano et al.	D13/154

* cited by examiner

Primary Examiner—Brian N Vinson

(74) *Attorney, Agent, or Firm*—McKee, Voorhees & Sease, P.L.C.

(57) **CLAIM**

The ornamental design for an electrical outlet box for recessed plug in, as shown and described.

DESCRIPTION

FIG. 1 is a front perspective view of the electrical box of the present invention showing a hole in the rear wall.

FIG. 2 is a rear perspective view of the electrical box of the present invention.


FIG. 3 is a front elevation view of the box.

FIG. 4 is a rear elevation view of the box.

FIG. 5 is a side elevation view of the box, with the opposite side view being identical; and,

FIG. 6 is a top plan view of the box, with the bottom plan view being identical.

1 Claim, 3 Drawing Sheets



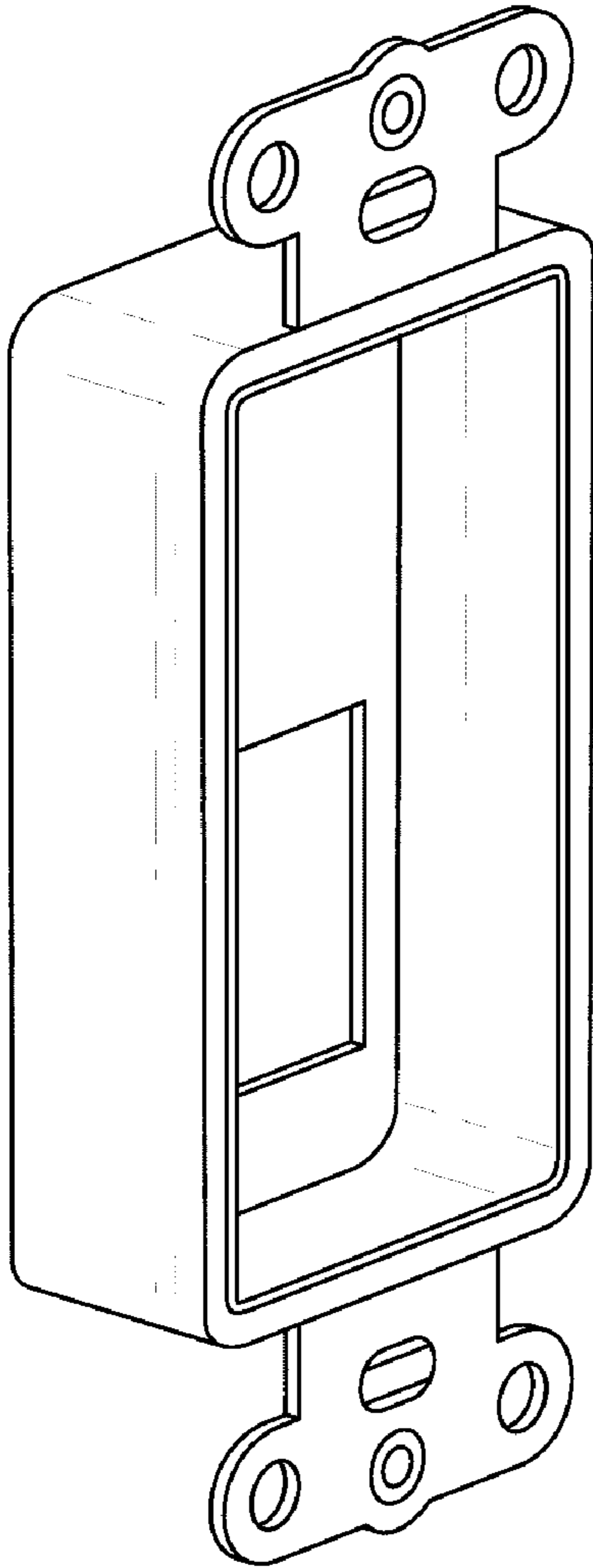


FIG. 1




FIG. 2

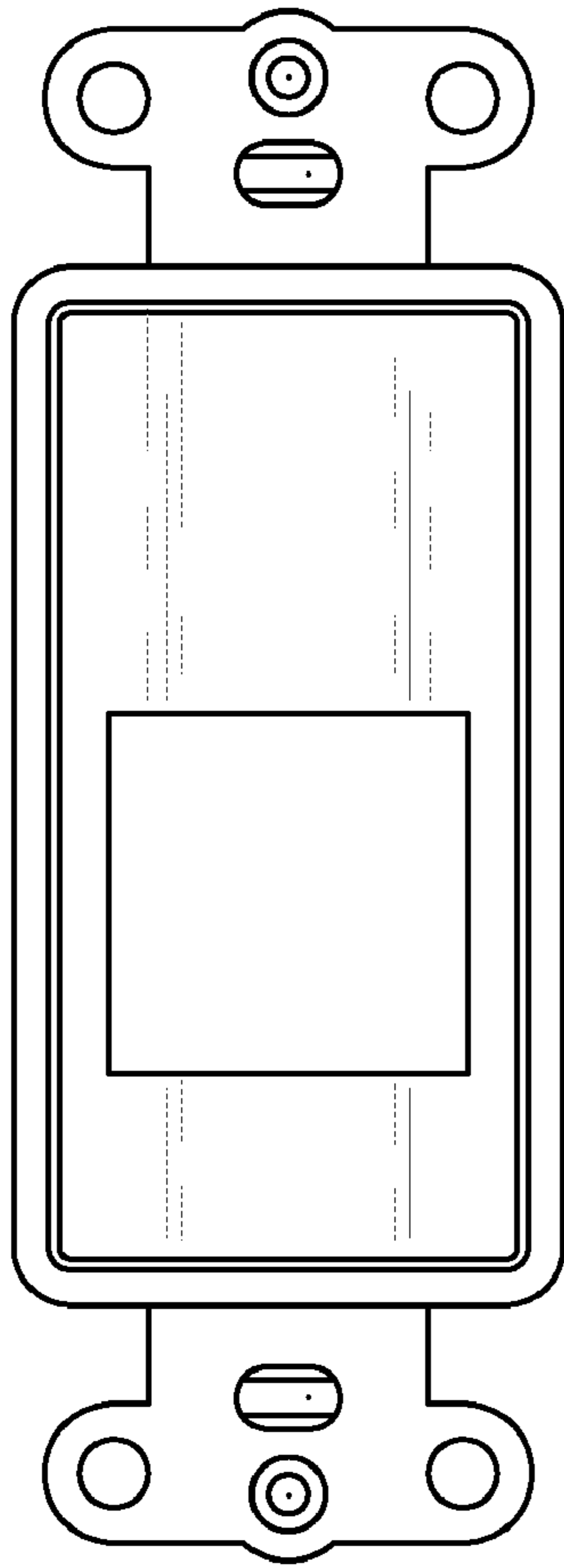


FIG. 3

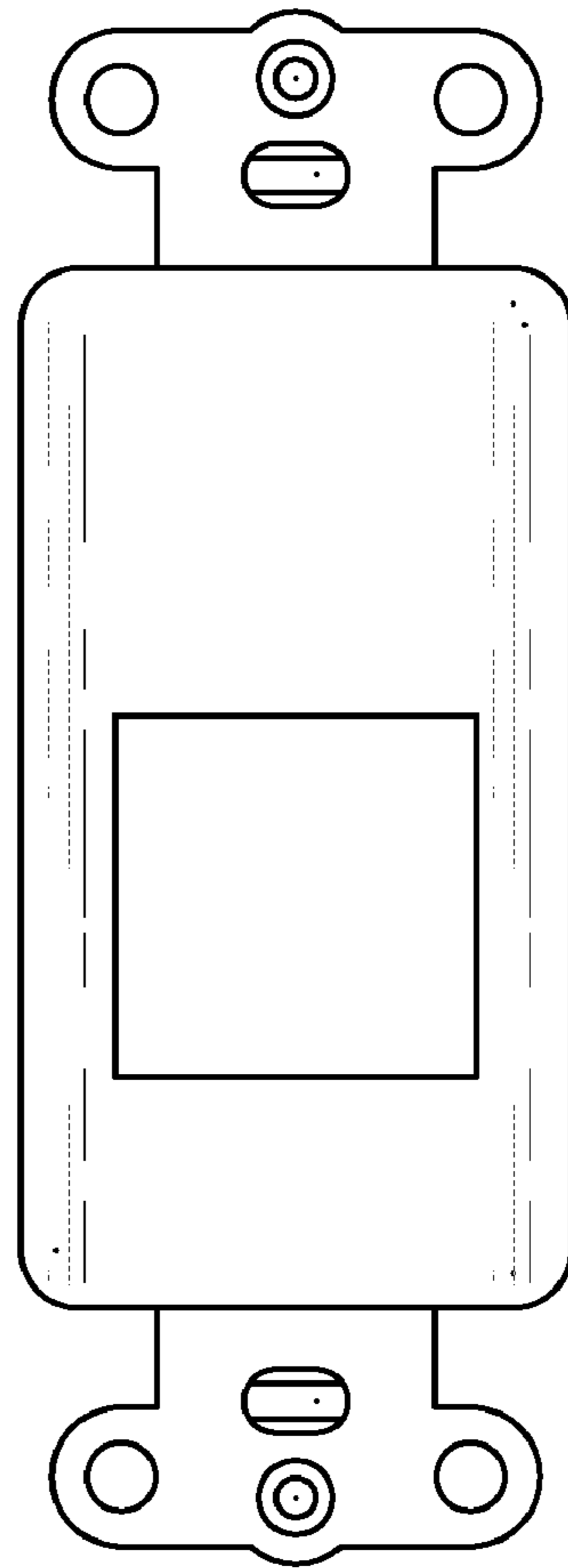


FIG. 4

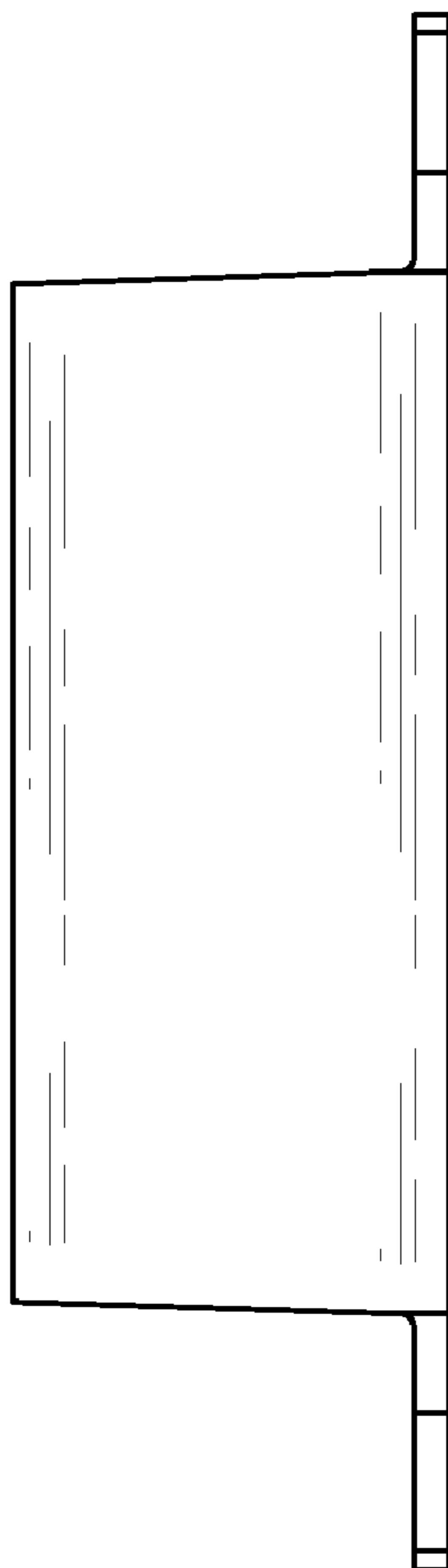


FIG. 5



FIG. 6