



US00D595643S

(12) **United States Design Patent**
Ochi

(10) **Patent No.:** **US D595,643 S**
(45) **Date of Patent:** **** Jul. 7, 2009**

- (54) **SHOULDER TREAD FOR A TIRE**
- (75) Inventor: **Naoya Ochi**, Tokyo (JP)
- (73) Assignee: **Bridgestone Corporation**, Tokyo (JP)
- (**) Term: **14 Years**
- (21) Appl. No.: **29/319,710**
- (22) Filed: **Jun. 13, 2008**

- (51) **LOC (9) Cl.** **12-15**
- (52) **U.S. Cl.** **D12/605**
- (58) **Field of Classification Search** D12/500–501,
D12/544, 579, 600, 605, 604; 152/523–524,
152/DIG. 12, 555
See application file for complete search history.

(56) **References Cited**

U.S. PATENT DOCUMENTS

| | | | | | |
|------------|---|---------|-----------------|-------|---------|
| D205,204 S | * | 7/1966 | Youngblood | | D12/605 |
| D432,060 S | * | 10/2000 | Baker | | D12/605 |
| D442,128 S | * | 5/2001 | Allison | | D12/605 |
| D447,449 S | * | 9/2001 | Guspodin | | D12/605 |
| D495,294 S | * | 8/2004 | Ochi et al. | | D12/605 |
| D500,473 S | * | 1/2005 | Boggs et al. | | D12/605 |
| D563,312 S | * | 3/2008 | Brainerd et al. | | D12/605 |
| D577,329 S | * | 9/2008 | Umstot et al. | | D12/605 |
| D577,331 S | * | 9/2008 | Ochi | | D12/605 |
| D577,661 S | * | 9/2008 | Umstot et al. | | D12/605 |
| D578,957 S | * | 10/2008 | Bonko et al. | | D12/579 |

* cited by examiner

Primary Examiner—Stacia Cadmus
(74) *Attorney, Agent, or Firm*—Sughrue Mion, PLLC

(57) **CLAIM**

The ornamental design for a shoulder tread for a tire, as shown and described.

DESCRIPTION

FIG. 1 is a perspective view of the tire tread showing my new design;
 FIG. 2 is a front view thereof;
 FIG. 3 is a rear view thereof;
 FIG. 4 is a left side view thereof;
 FIG. 5 is a right side view thereof;
 FIG. 6 is a top plan view thereof;
 FIG. 7 is a fragmentary enlarged view showing the details of the tread portion thereof; and,
 FIG. 8 is an enlarged perspective view showing the overlapped portion of the area between arrows A—A and the area between arrows B—B in FIG. 1.

The broken line showing of the tire is included for the purpose of illustrating environment and forms no part of the claimed design.

1 Claim, 8 Drawing Sheets

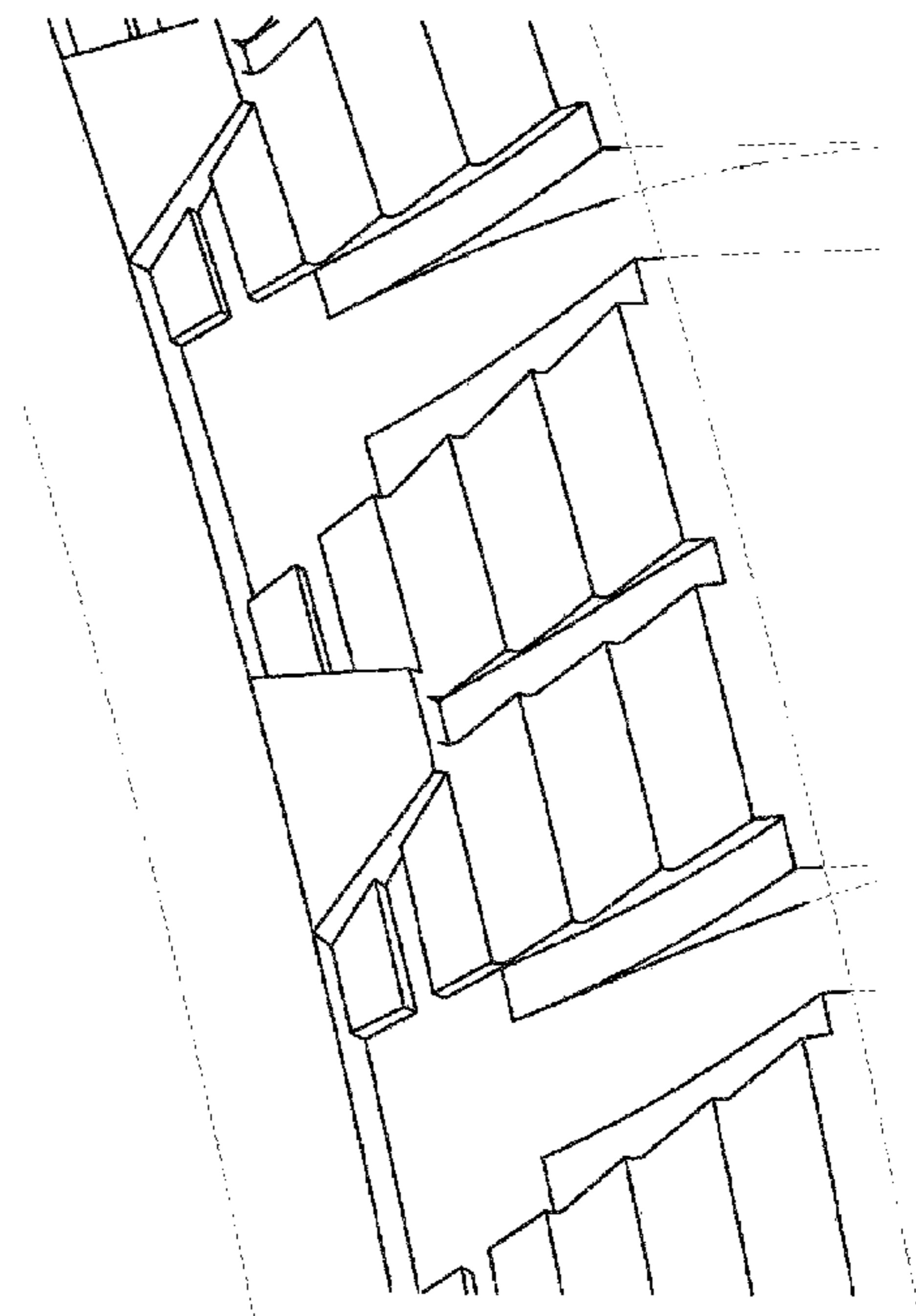
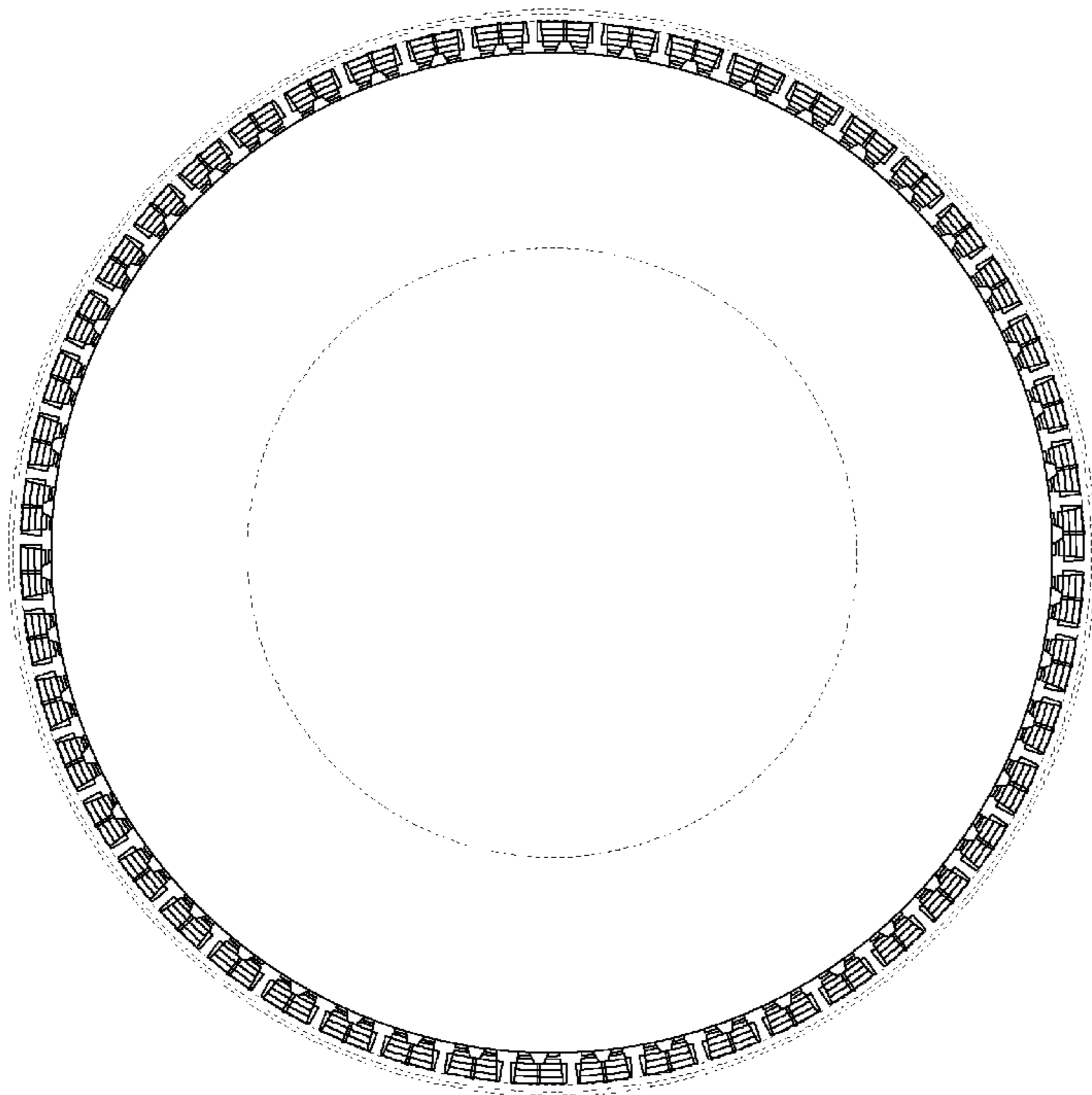


FIG. 1

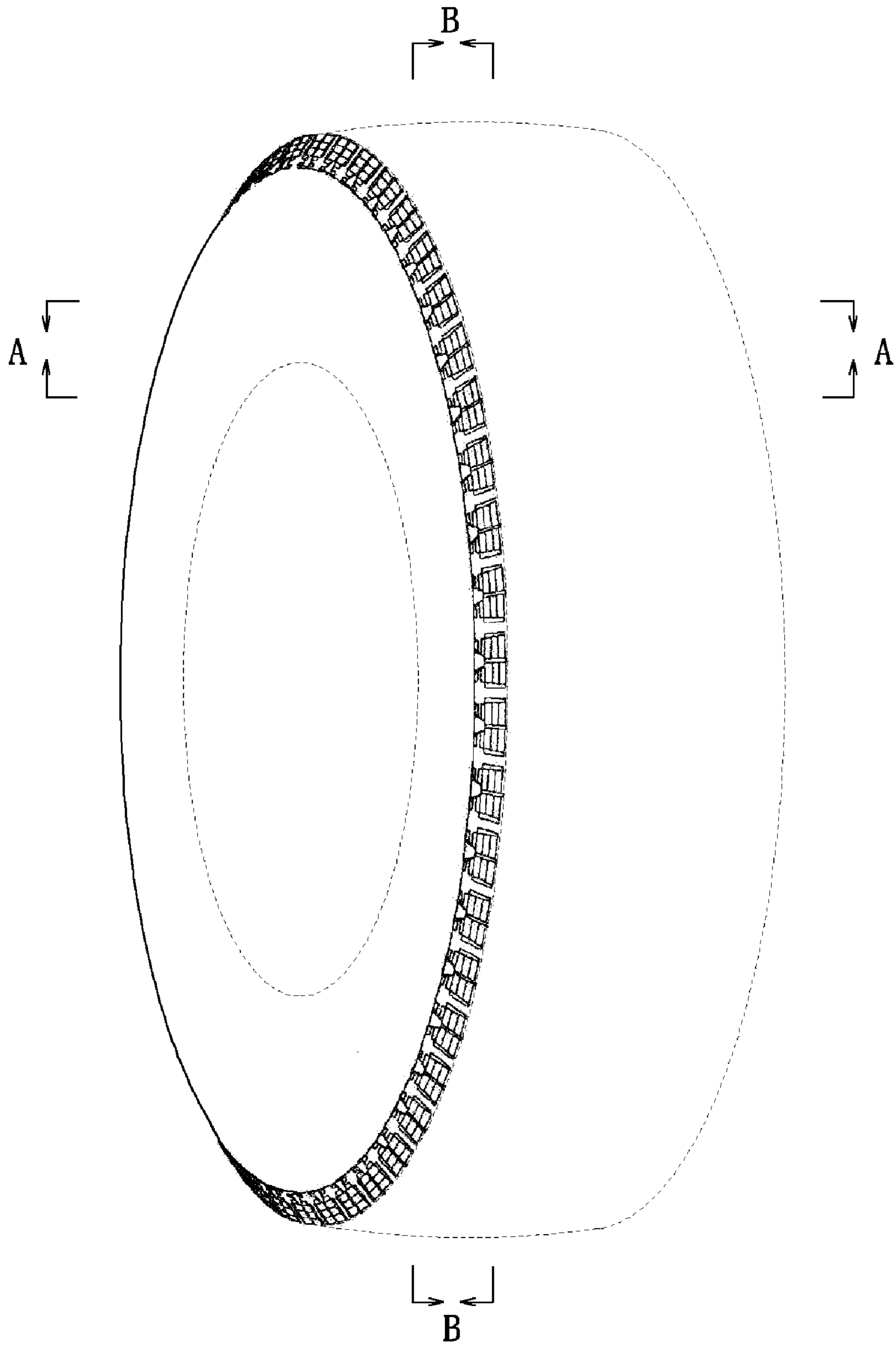


FIG. 2

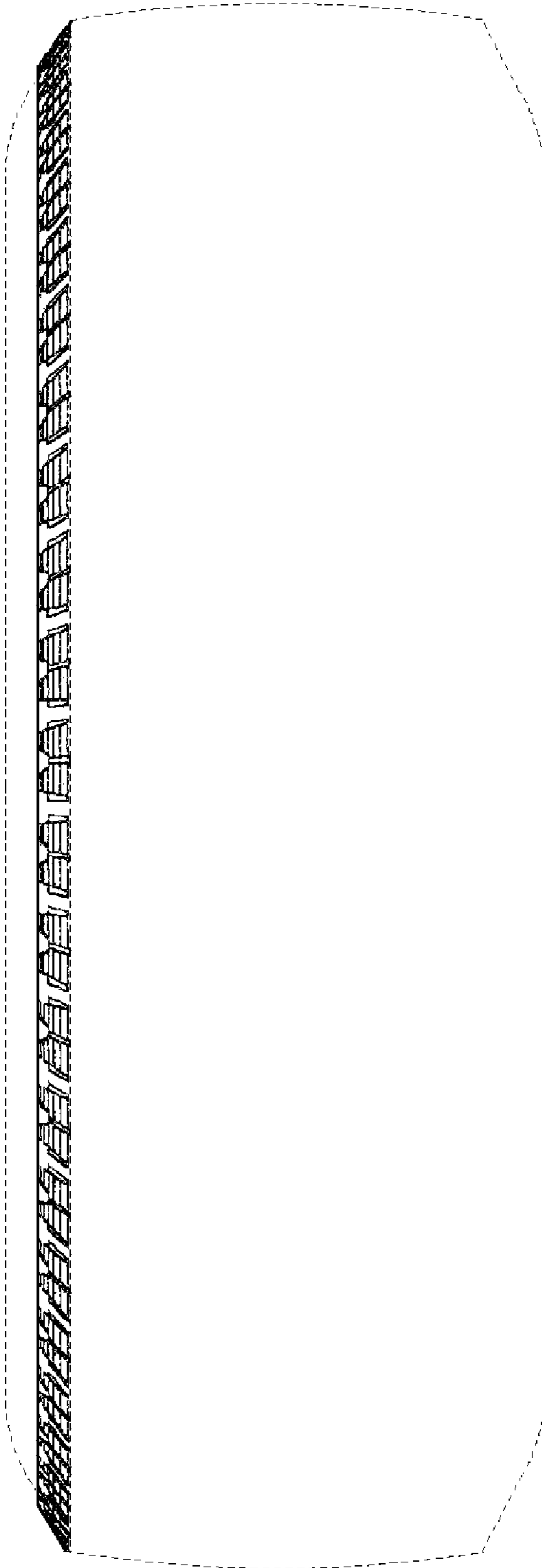


FIG. 3




FIG. 4

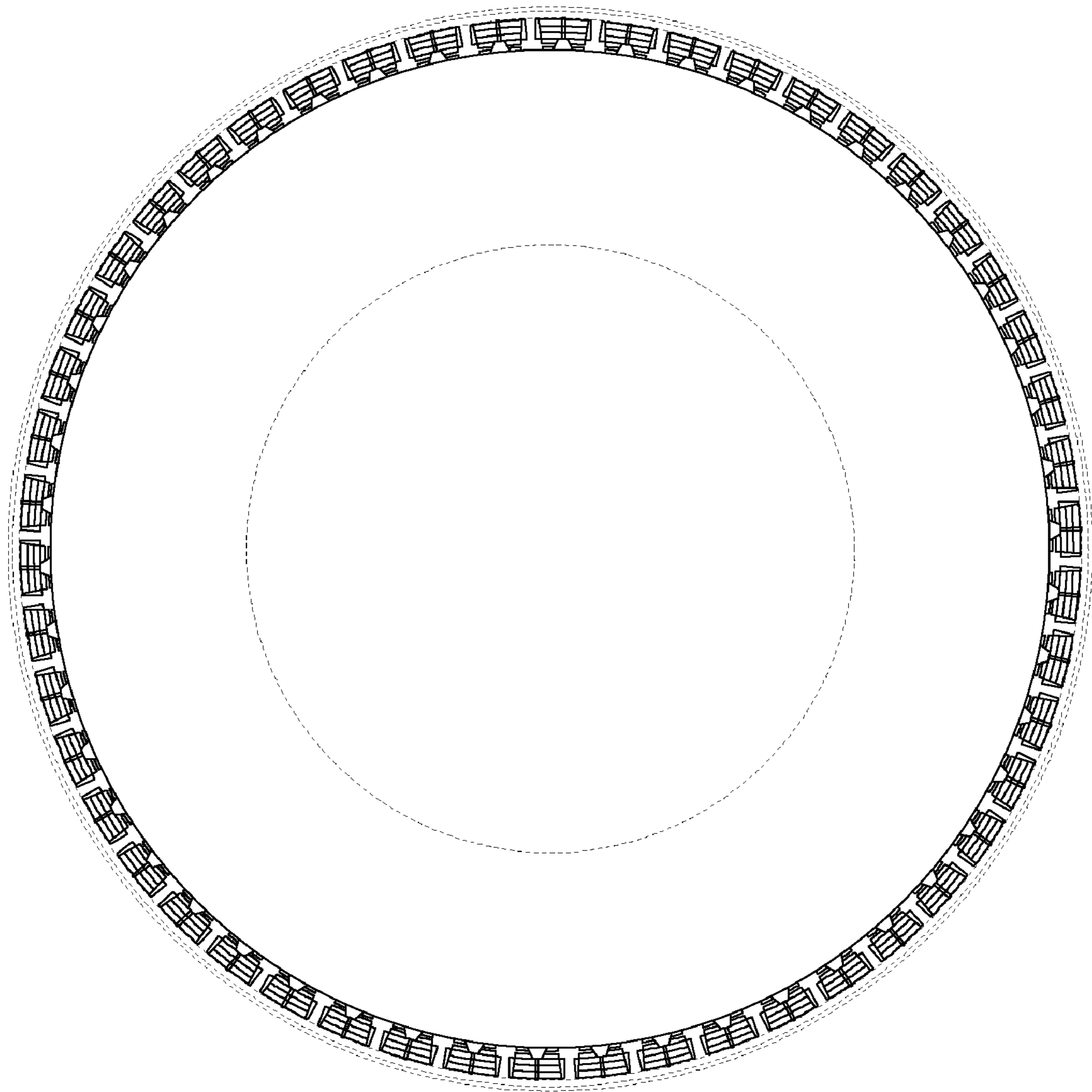


FIG. 5




FIG. 6




FIG. 7




FIG. 8

