

US00D595641S

(12) **United States Design Patent**  
**Carter et al.**

(10) **Patent No.:** **US D595,641 S**  
(45) **Date of Patent:** **\*\* Jul. 7, 2009**

(54) **TIRE TREAD**

(75) Inventors: **Jason P. Carter**, Greenville, SC (US);  
**Robert C. Radulescu**, Simpsonville, SC  
(US); **John Anthony Hutz**, Greer, SC  
(US); **William Robert Hudek**,  
Greenville, SC (US)

(73) Assignee: **Michelin Recherche et Technique S.A.**,  
Granges-Paccots (CH)

(\*\*) Term: **14 Years**

(21) Appl. No.: **29/272,781**

(22) Filed: **Feb. 16, 2007**

(51) **LOC (9) Cl.** ..... **12-15**

(52) **U.S. Cl.** ..... **D12/579; D12/602**

(58) **Field of Classification Search** ..... D12/500,  
D12/502, 533, 539, 543, 544, 548, 551, 552,  
D12/554, 557-559, 563, 564, 566, 568, 574,  
D12/578, 579, 582, 583, 586, 587, 589, 592-594,  
D12/599, 600, 602; D21/563, 779; 152/209.1,  
152/209.12, 209.13, 209.14, 209.15, 209.28  
See application file for complete search history.

(56) **References Cited**

**U.S. PATENT DOCUMENTS**

|              |         |                  |         |
|--------------|---------|------------------|---------|
| D112,993 S   | 1/1939  | Hardeman         |         |
| D390,818 S * | 2/1998  | De Barys et al.  | D12/566 |
| D393,236 S   | 4/1998  | Rowe             |         |
| D397,066 S * | 8/1998  | Grosskopf et al. | D12/566 |
| D402,239 S   | 12/1998 | Le et al.        |         |
| D447,447 S   | 9/2001  | Guspodin et al.  |         |
| D457,488 S * | 5/2002  | Rayman           | D12/579 |
| D483,718 S   | 12/2003 | Hutz et al.      |         |
| D493,415 S * | 7/2004  | Noailly          | D12/579 |
| D500,285 S   | 12/2004 | Ikeda            |         |
| D512,370 S   | 12/2005 | Pang             |         |
| D530,264 S * | 10/2006 | Labbe et al.     | D12/579 |
| D530,265 S   | 10/2006 | Hutz et al.      |         |

**OTHER PUBLICATIONS**

Dunlop SP483 Tire, 2005 Tread Design Guide, p. 109, Row 4, Item 5.\*

Toyo M615Z Tire, 2005 Tread Design Guide, p. 133, Row 3, Item 4.\*  
Tread Design Guide 1998, pp. 89 Dean Wildcat Ext. Radial LT.  
Tread Design Guide 1995, pp. 101 Kumho Power Guard M/T 833.  
Tread Design Guide 1998, pp. 111 National Mud Track.  
Tread Design Guide 1998, pp. 119 Sumitomo Serengeti Radial A/T.  
Tread Design Guide 2004, pp. 105 Continental HDL.  
Tread Design Guide 2004, pp. 114 Goodyear Unisteel G338 1AD.  
Tread Design Guide 2004, pp. 125 Michelin XDS.  
Tread Design Guide 2004, pp. 129 National Akuret RLB 800 On/Off Drive.  
Tread Design Guide 2004, pp. 140 Yokohama Y713B.  
International Designs Bulletin, dated Jul. 31, 1997, Collective Information Library of the Japanese Patent Office, JPO Reference No. HH10050951.

\* cited by examiner

*Primary Examiner*—Caron Veynar

*Assistant Examiner*—Garth Rademaker

(74) *Attorney, Agent, or Firm*—E. Martin Remick; Frank J. Campigotto; Carolyn G. Uldrick

(57) **CLAIM**

The ornamental design for a tire tread, as shown and described.

**DESCRIPTION**


FIG. 1 is a perspective view of a tire tread showing our new design, it being understood that the tread pattern repeats circumferentially throughout the outer circumference and shoulder of a tire, the opposite side perspective view being identical thereto; and,

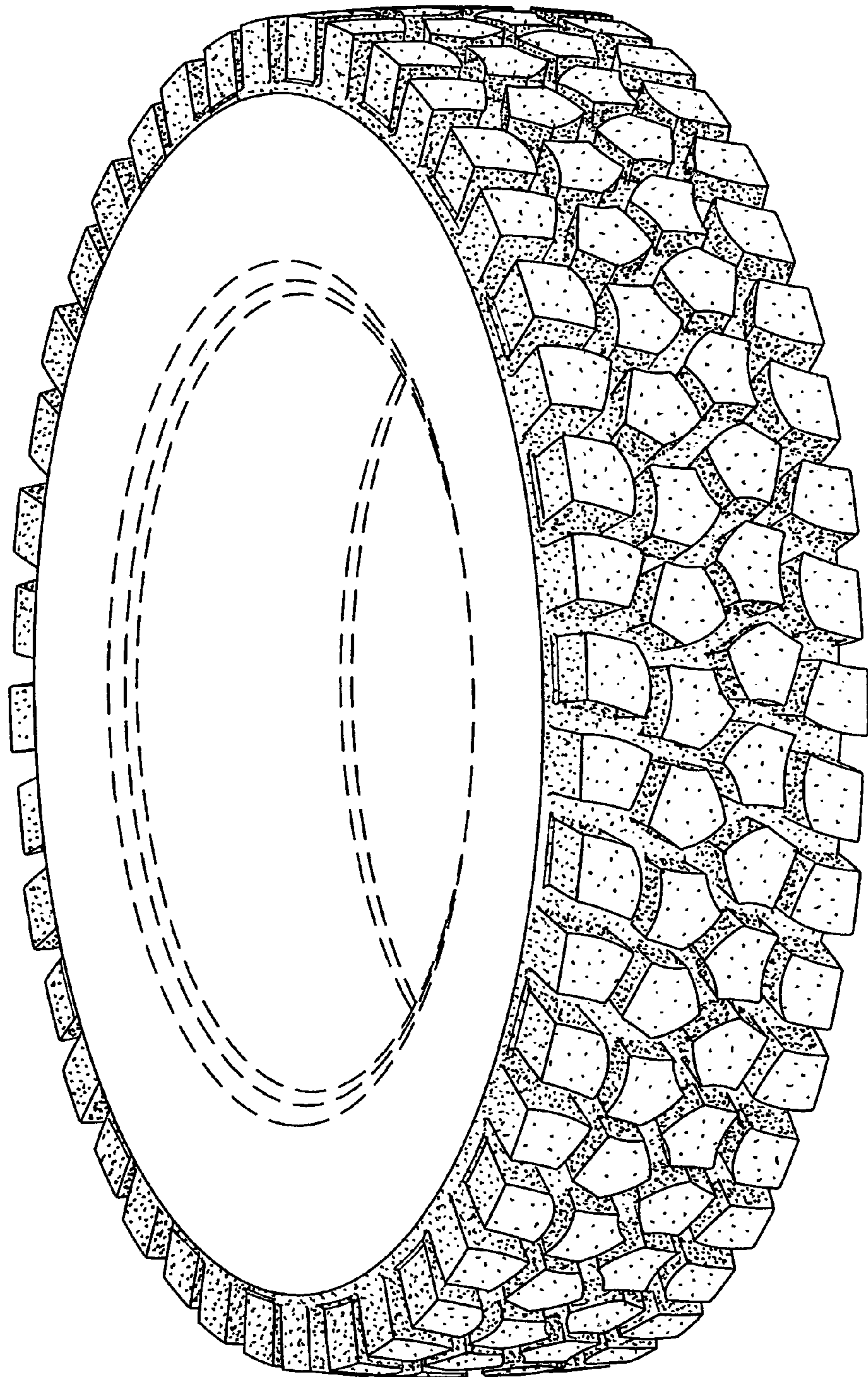
FIG. 2 is a front elevation view thereof.

In the drawings, the dark stippled surface shading represents the side surfaces of the tread blocks and the medium dark stipple surface shading represents the recessed groove portions of the tire tread having a depth as best illustrated along the right edge of FIG. 1.

The broken lines depict environmental subject matter only and form no part of the claimed design.

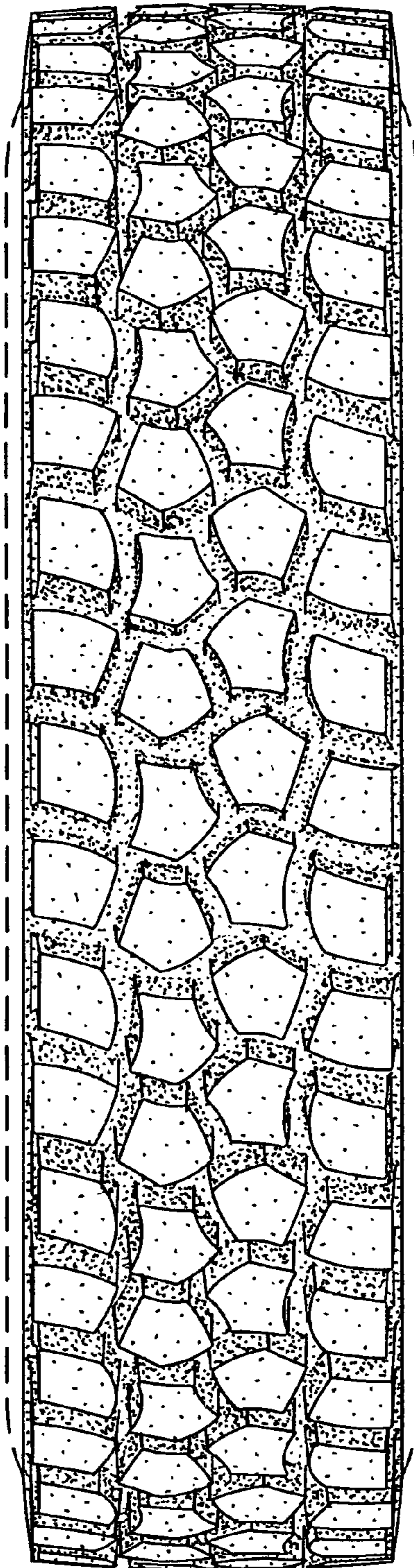
**1 Claim, 2 Drawing Sheets**





*Fig. 1*





*Fig. 2*