



US00D595622S

(12) **United States Design Patent**
Pfeiffer et al.

(10) **Patent No.:** **US D595,622 S**
(45) **Date of Patent:** **** Jul. 7, 2009**

(54) **FRONT PORTION OF A VEHICLE, TOY,
AND/OR OTHER REPLICAS**

D588,499 S * 3/2009 Pfeiffer D12/92

* cited by examiner

(75) Inventors: **Peter Pfeiffer**, Boeblingen (DE);
Karlheinz Bauer, Esslingen (DE);
Juergen Bollmann, Schoenberg (DE);
Gorden Wagener, Stuttgart (DE)

Primary Examiner—Melody N Brown
(74) *Attorney, Agent, or Firm*—Crowell & Moring LLP

(73) Assignee: **Daimler AG**, Stuttgart (DE)

(57) **CLAIM**

(**) Term: **14 Years**

The ornamental design for a front portion of a vehicle, toy,
and/or other replicas, as shown and described.

(21) Appl. No.: **29/287,934**

DESCRIPTION

(22) Filed: **Oct. 3, 2007**

This application is related to the following co-pending appli-
cations, filed on even date herewith: Application Ser. No.
29/287,947, entitled “Vehicle, Toy, and/or Other Replicas”;
Application Ser. No. 29/287,945, entitled “Bumper for a
Vehicle”; and Application Ser. No. 29/287,950, entitled
“Hood for a Vehicle”.

(51) **LOC (9) Cl.** **12-16**

(52) **U.S. Cl.** **D12/164; D12/196**

(58) **Field of Classification Search** D12/164,
D12/196, 90–92, 86; 296/181.1, 181.5
See application file for complete search history.

FIG. 1 is a left, front perspective view of a front portion of a
vehicle, toy, and/or other replicas according to our novel
design, the right, front perspective view being mirror sym-
metrical;

(56) **References Cited**

U.S. PATENT DOCUMENTS

D439,550 S	*	3/2001	Sacco et al.	D12/91
D456,314 S	*	4/2002	Pfeiffer	D12/92
D464,592 S	*	10/2002	Sinkwitz	D12/92
D506,706 S	*	6/2005	Pfeiffer et al.	D12/91
D552,015 S	*	10/2007	Pfeiffer	D12/92
D560,555 S	*	1/2008	Pfeiffer	D12/92
D560,556 S	*	1/2008	Pfeiffer	D12/92
D569,768 S	*	5/2008	Bauer et al.	D12/92
D587,637 S	*	3/2009	Pfeiffer	D12/164


FIG. 2 is a left side view thereof, the right side view being
mirror symmetrical;

FIG. 3 is a front view thereof; and,

FIG. 4 is a top view thereof.

The broken lines are for illustrative purposes only and form
no part of the claimed design.

1 Claim, 2 Drawing Sheets






FIG. 1




FIG. 2

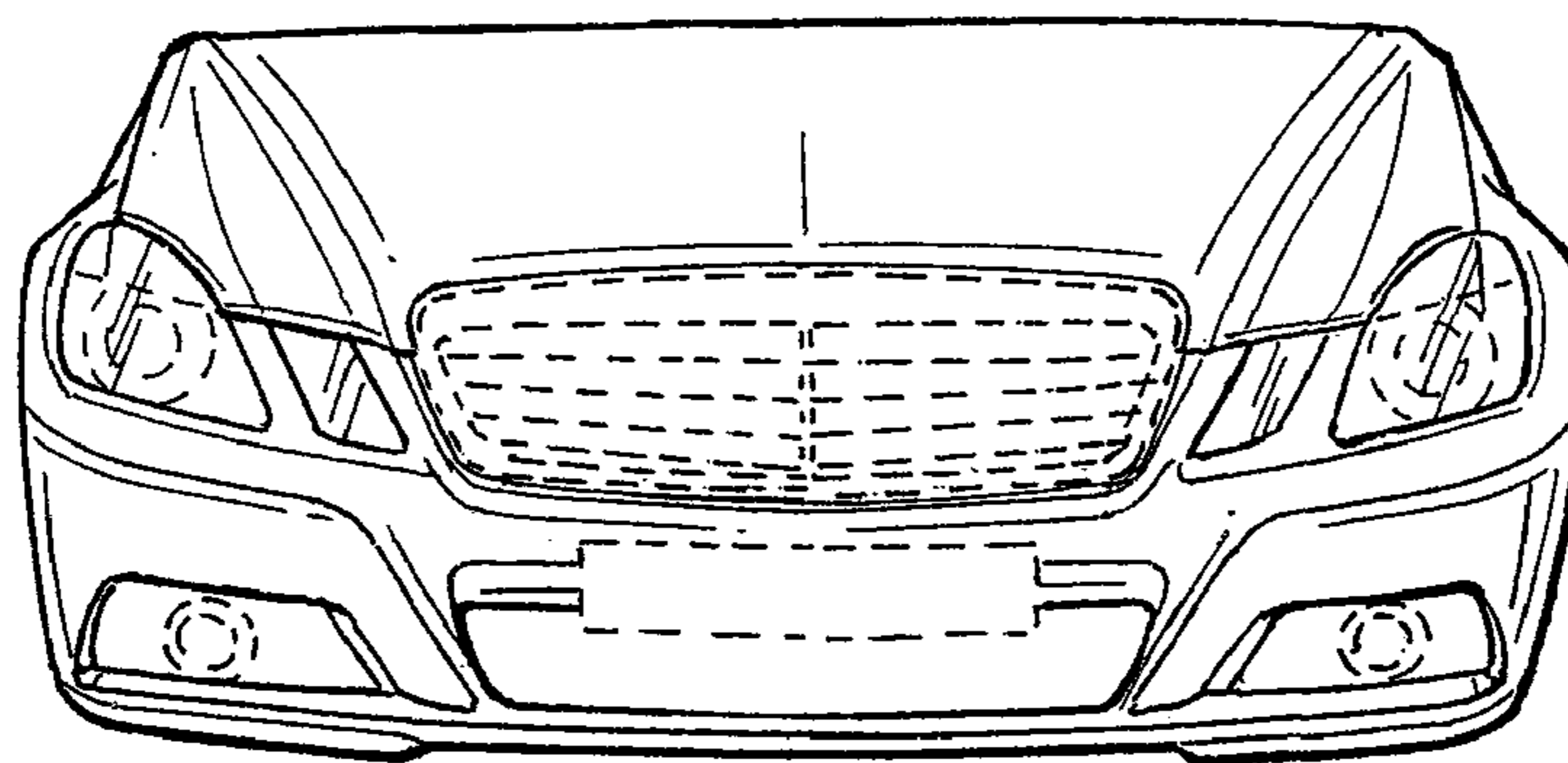


FIG. 3

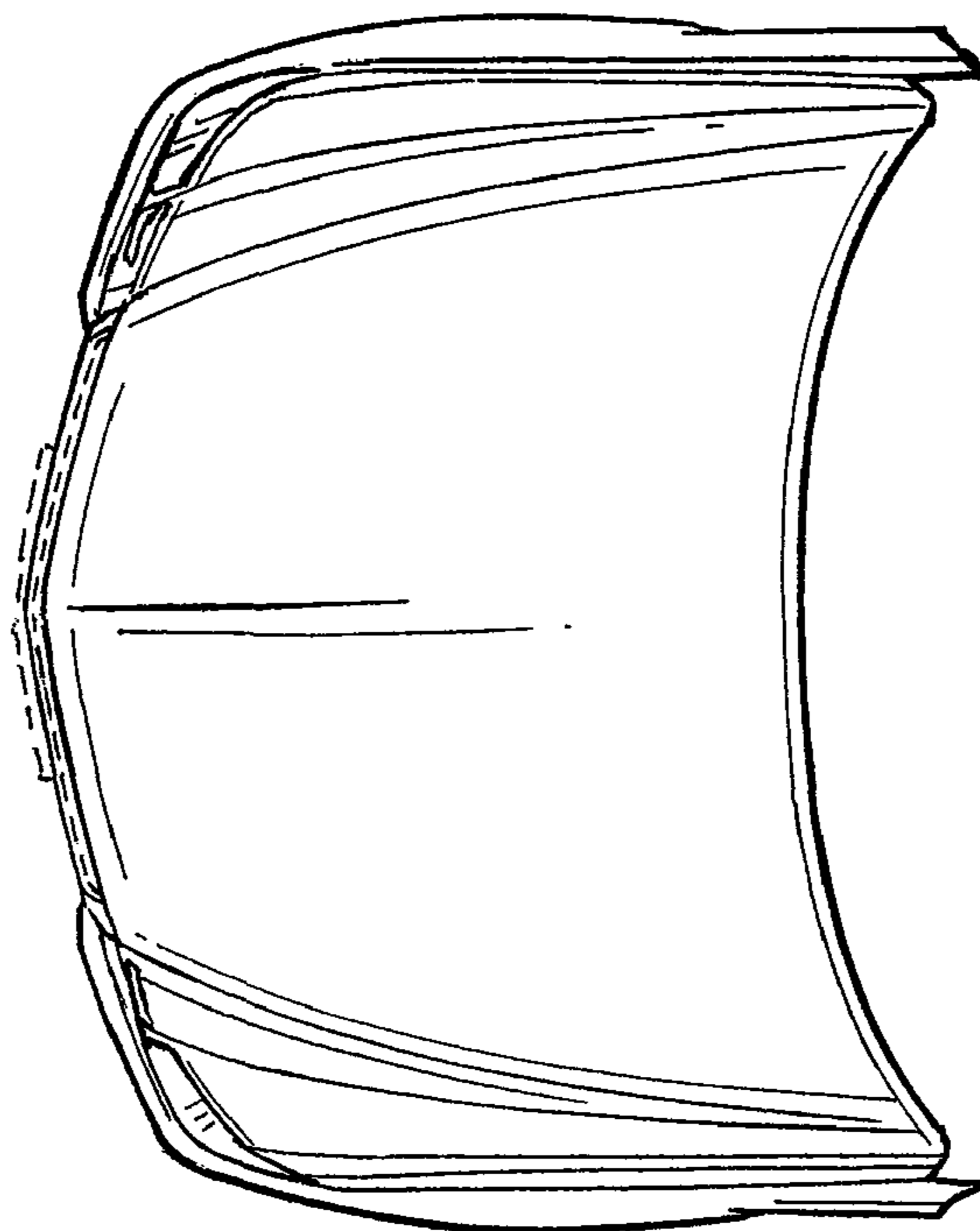


FIG. 4