

US00D595617S

(12) **United States Design Patent**
Million

(10) **Patent No.:** **US D595,617 S**

(45) **Date of Patent:** **** Jul. 7, 2009**

(54) **MOTORCYCLE SADDLEBAG TRIM**

(75) Inventor: **Porter R. Million**, Chaska, MN (US)

(73) Assignee: **Kuryakyn Holdings, Inc.**, Somerset, WI (US)

(**) Term: **14 Years**

(21) Appl. No.: **29/310,537**

(22) Filed: **Aug. 25, 2008**

(51) **LOC (9) Cl.** **12-11**

(52) **U.S. Cl.** **D12/114**

(58) **Field of Classification Search** D12/110,
D12/407-410, 114, 190, 223; 180/219; 280/288.4;
224/412-435, 42.11, 441; D28/65-68; 296/37.1,
296/187.01-187.03, 187.09, 187.1, 187.12,
296/207, 209, 29, 30, 76, 78.1, 1.08, 180.1,
296/193.09, 77.1; D25/119-125, 136, 164;
52/311.1-311.3, 312, 316, 716.1-716.8,
52/718.01, 718.04, 717.06; 428/31, 81, 192;
D24/152; D26/28-32; 362/459-468, 485-487,
362/475-478; D21/727, 757; 473/560-563;
132/321, 328, 329

See application file for complete search history.

(56) **References Cited**

U.S. PATENT DOCUMENTS

D105,537 S * 8/1937 Morgan D12/127
3,168,170 A * 2/1965 Thom 52/716.1
D220,058 S * 3/1971 Bernstein D26/28
3,680,903 A * 8/1972 Hulten 293/142
D227,799 S * 7/1973 Taylor D26/28
4,039,215 A * 8/1977 Minhinnick 293/142
4,546,021 A * 10/1985 Mears 428/31
D281,412 S * 11/1985 Barnhart D12/190

5,240,751 A * 8/1993 Cakmakci 428/31
D350,403 S * 9/1994 Watters D25/136
D370,284 S * 5/1996 Farchione D26/28
D391,378 S * 2/1998 Bannister D25/136
D406,343 S * 3/1999 Zimet de Sternberg et al. ... D24/
152
D477,551 S * 7/2003 Stahel et al. D12/114
D575,199 S 8/2008 Stahel, Jr. et al.

OTHER PUBLICATIONS

Kuryakyn Catalog—"Bringing Chrome To The People" (2 pages) ,
2004.

* cited by examiner

Primary Examiner—Robin V Webster

Assistant Examiner—Linda Brooks

(74) *Attorney, Agent, or Firm*—Dicke, Billig & Czaja, PLLC

(57) **CLAIM**

The ornamental design for a motorcycle saddlebag trim, as
shown and described.

DESCRIPTION

FIG. 1 is a front elevation view of the motorcycle saddlebag
trim of the present invention.

FIG. 2 is a rear elevation view thereof.

FIG. 3 is a top view thereof.


FIG. 4 is a bottom view thereof.

FIG. 5 is a left side view thereof; and,

FIG. 6 is a right side view thereof.

The rear surface and front surface portions of the motorcycle
saddlebag trim shown in broken lines form no part of the
claimed design.

1 Claim, 2 Drawing Sheets






Fig. 1

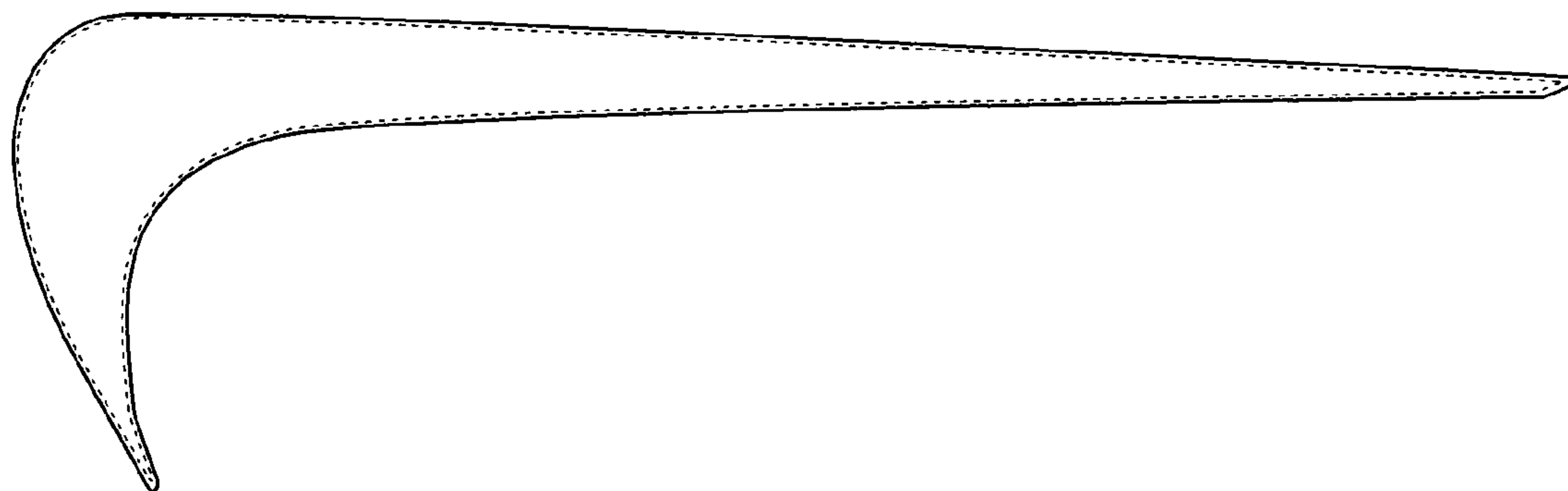


Fig. 2



Fig. 3



Fig. 4



Fig. 5

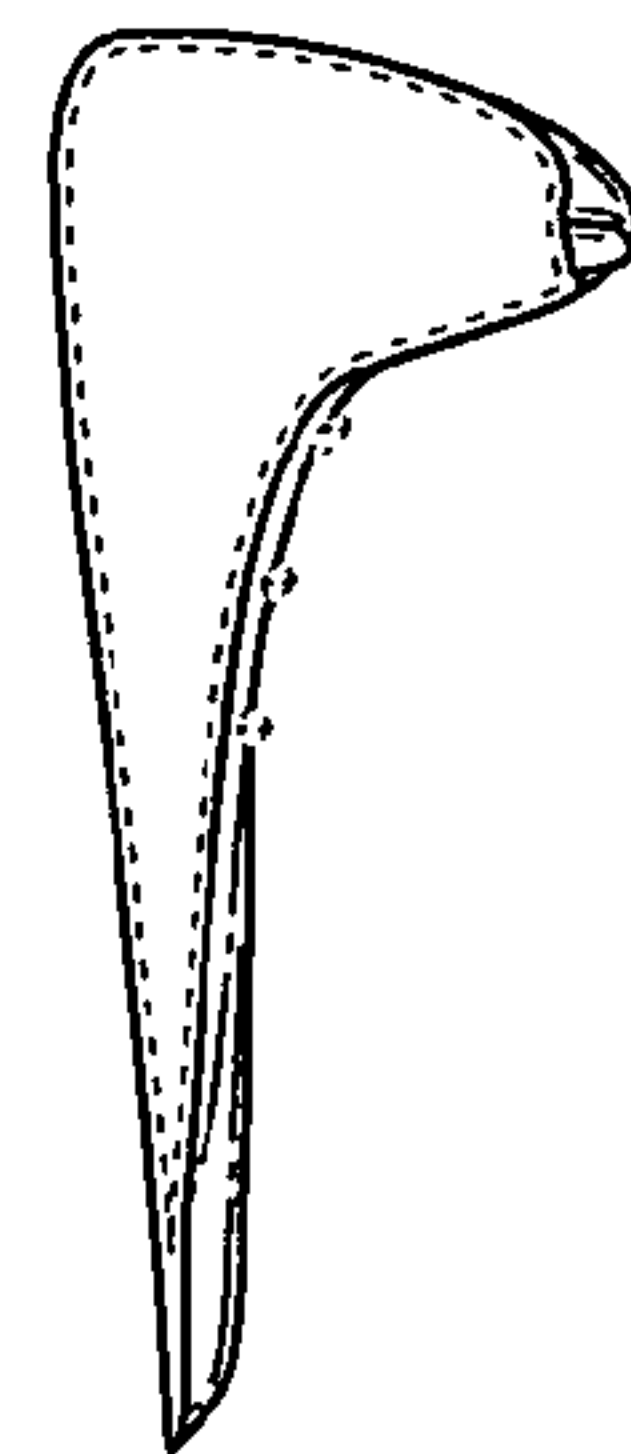


Fig. 6