

US00D595616S

(12) **United States Design Patent**  
**Gruebel**

(10) **Patent No.:** **US D595,616 S**

(45) **Date of Patent:** **\*\* Jul. 7, 2009**

(54) **SCOOTER**

(75) **Inventor:** **Thomas Gruebel, Oberhaching (DE)**

(73) **Assignee:** **e-max ev's Germany Ltd.**  
**Niederlassung Deutschland,**  
**Unterschleissheim (DE)**

(\*\*) **Term:** **14 Years**

(21) **Appl. No.:** **29/288,399**

(22) **Filed:** **Jun. 8, 2007**

(51) **LOC (9) Cl.** ..... **12-11**

(52) **U.S. Cl.** ..... **D12/110**

(58) **Field of Classification Search** ..... **D12/110;**  
**180/219, 220, 225, 229**

See application file for complete search history.

(56) **References Cited**

**U.S. PATENT DOCUMENTS**

- D295,275 S \* 4/1988 Ito et al. .... D12/110
- D299,709 S \* 2/1989 Miura et al. .... D12/110
- D300,523 S \* 4/1989 Ito et al. .... D12/110
- D304,555 S \* 11/1989 Nishiyama et al. .... D12/110
- D314,536 S \* 2/1991 Yeh ..... D12/110

- D331,553 S \* 12/1992 Agnolucci ..... D12/110
- D341,341 S \* 11/1993 Nakamura et al. .... D12/110
- D361,741 S \* 8/1995 Sofue et al. .... D12/110

\* cited by examiner

*Primary Examiner*—Cathron C Brooks

*Assistant Examiner*—Linda Brooks

(74) *Attorney, Agent, or Firm*—Flynn, Thiel, Boutell & Tanis,  
P.C.

(57) **CLAIM**


The ornamental design for a scooter, as shown and described.

**DESCRIPTION**

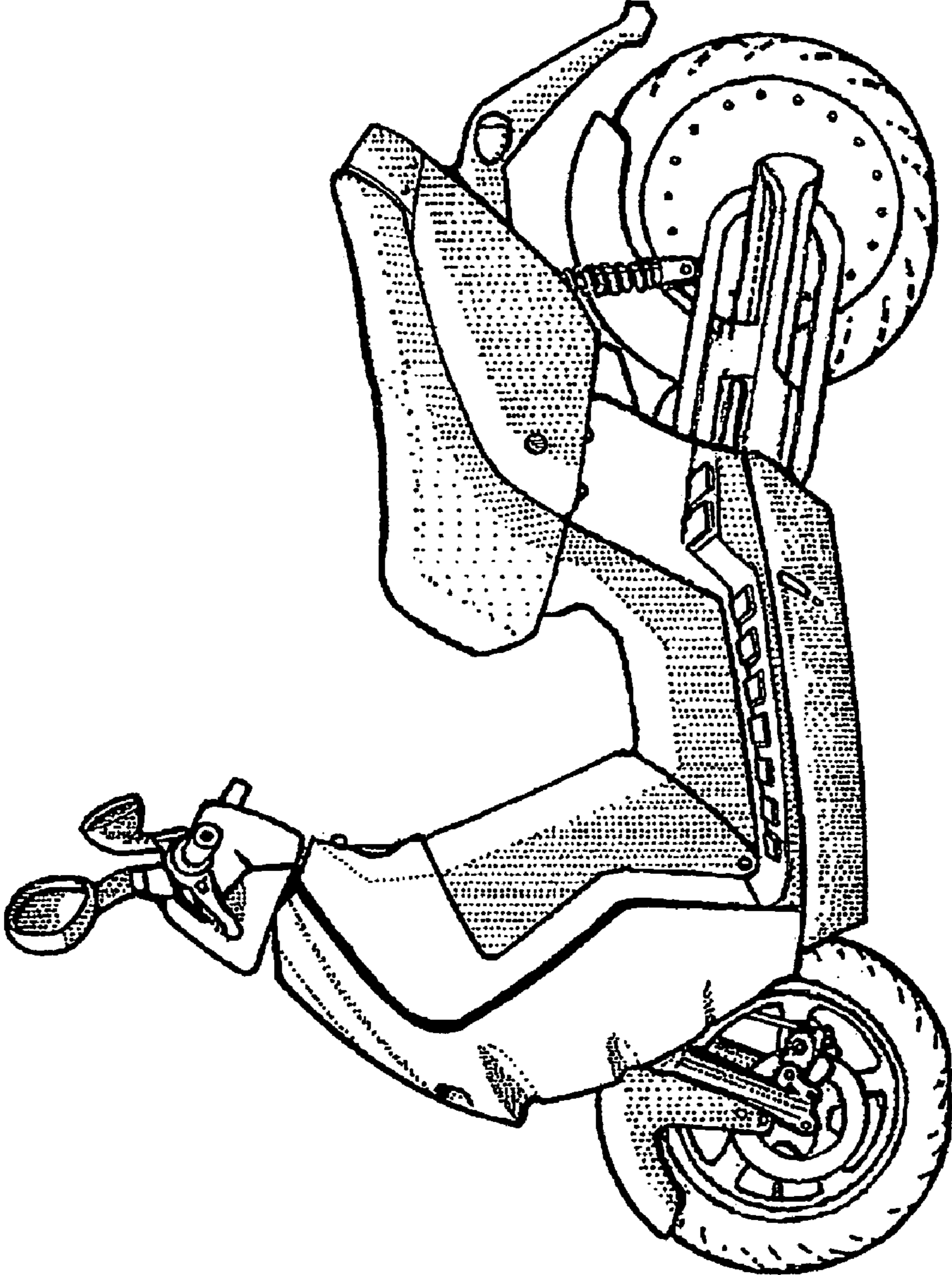
FIG. 1 is a side view of a scooter showing my new design;  
 FIG. 2 is a left, front view of the scooter illustrated in FIG. 1;  
 FIG. 3 is a front view of the scooter illustrated in FIG. 1;  
 FIG. 4 is a rear, top view of the scooter illustrated in FIG. 1;  
 and,  
 FIG. 5 is a rear, back side view of the scooter illustrated in  
 FIG. 1.

The portions shown in broken lines form no part of the  
claimed design.


**1 Claim, 5 Drawing Sheets**



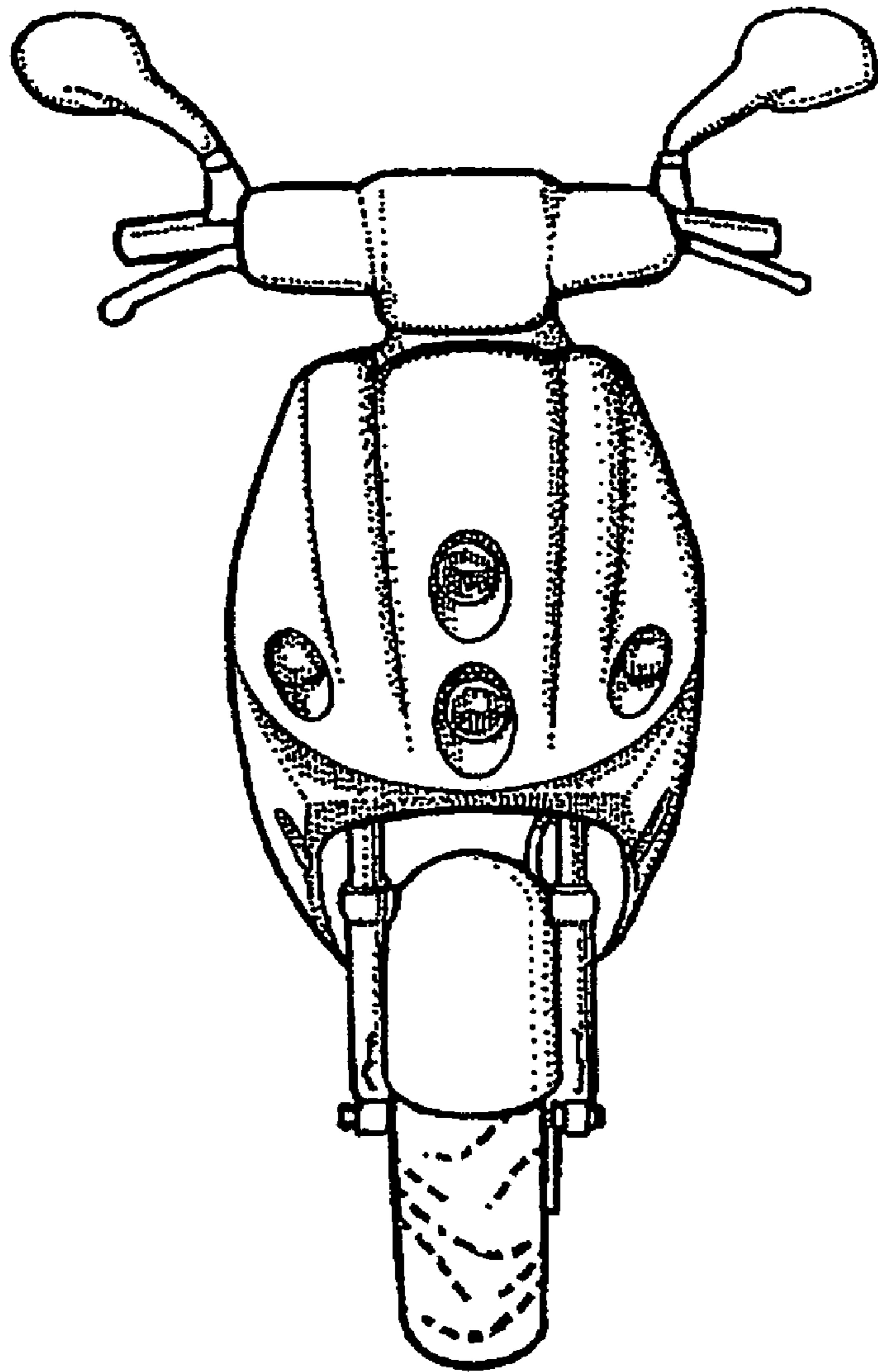
*Fig. 1*



*Fig. 2*

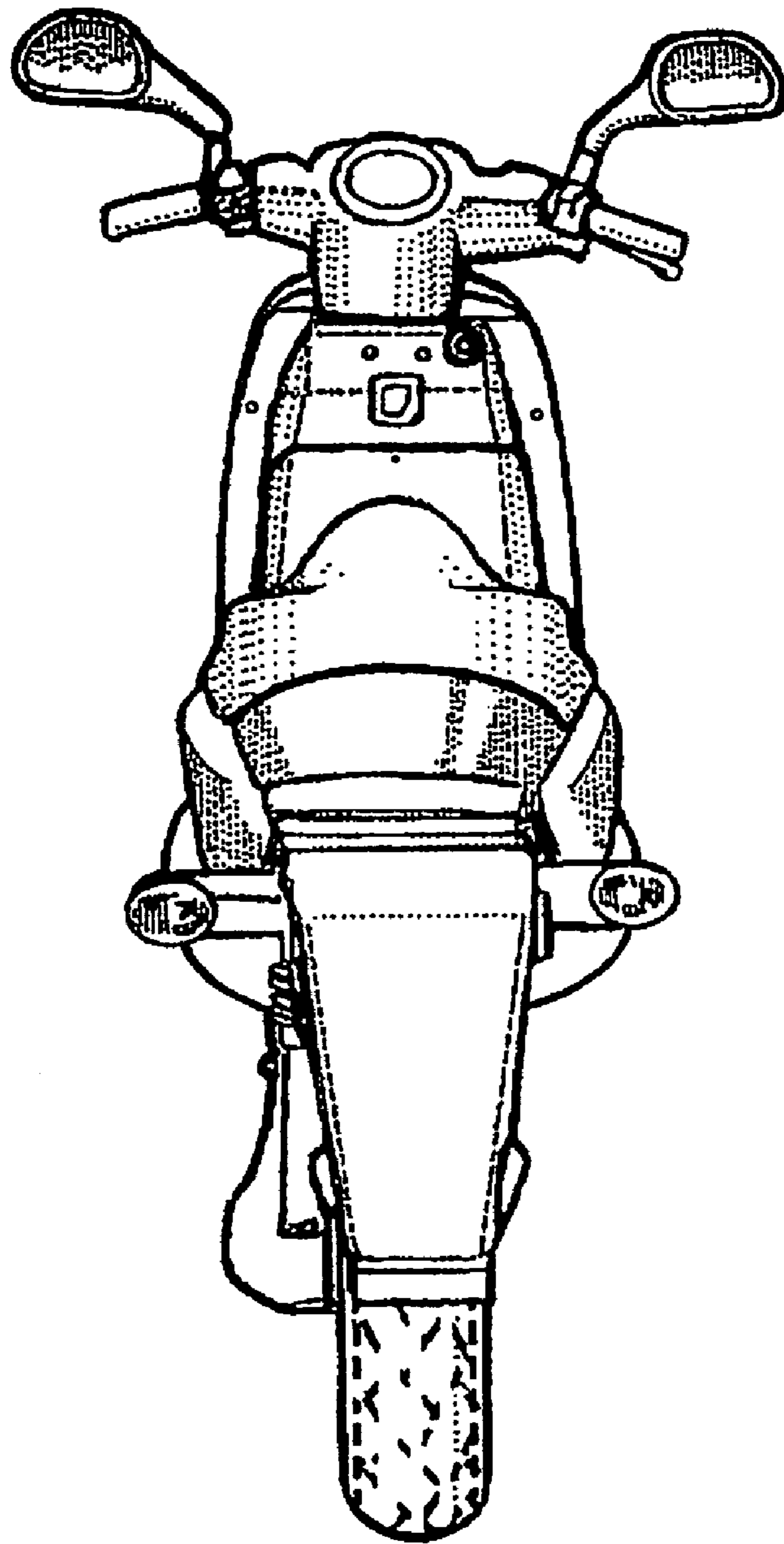


*Fig. 3*





*Fig. 4*



*Fig. 5*

