



US00D595615S

(12) **United States Design Patent**
Nagafuchi et al.

(10) **Patent No.:** **US D595,615 S**
(45) **Date of Patent:** **** Jul. 7, 2009**

(54) **MOTOR VEHICLE AND TOY REPLICA THEREOF**

(75) Inventors: **Toshiyuki Nagafuchi**, Nagoya (JP);
Satoshi Kimura, Nagoya (JP)

(73) Assignee: **Toyota Jidosha Kabushiki Kaisha**,
Toyota (JP)

(**) Term: **14 Years**

(21) Appl. No.: **29/323,564**

(22) Filed: **Aug. 27, 2008**

(51) **LOC (9) Cl.** **12-08**

(52) **U.S. Cl.** **D12/91**

(58) **Field of Classification Search** D12/86,
D12/90-92; 296/181.1, 181.5

See application file for complete search history.

(56) **References Cited**

U.S. PATENT DOCUMENTS

- D476,269 S 6/2003 Suzuki et al.
- D528,469 S 9/2006 Yakushi et al.
- D573,512 S * 7/2008 Hazumi et al. D12/92
- D574,751 S * 8/2008 Fukui et al. D12/91
- D588,047 S * 3/2009 Kulla D12/91

OTHER PUBLICATIONS

Car graphic, Nigensha Publishing, Jan. 1, 2003, Alfa 147 CTA.

* cited by examiner

Primary Examiner—Melody N Brown

(74) *Attorney, Agent, or Firm*—Finnegan, Henderson, Farabow, Garrett & Dunner, L.L.P.

(57) **CLAIM**

The ornamental design for an motor vehicle and toy replica thereof, as shown and described.

DESCRIPTION

FIG. 1 is a right front perspective view of an motor vehicle and toy replica thereof of our new design;

FIG. 2 is a right rear perspective view thereof;

FIG. 3 is a right side view thereof, the left side view being a mirror image thereof, except for the fuel door, which is not present on the left side, and the front and rear wipers which are not symmetrical;

FIG. 4 is a front view thereof;

FIG. 5 is a rear view thereof; and,

FIG. 6 is a top plan view thereof.

The bottom view of our design forms no part of the claimed design.

1 Claim, 4 Drawing Sheets



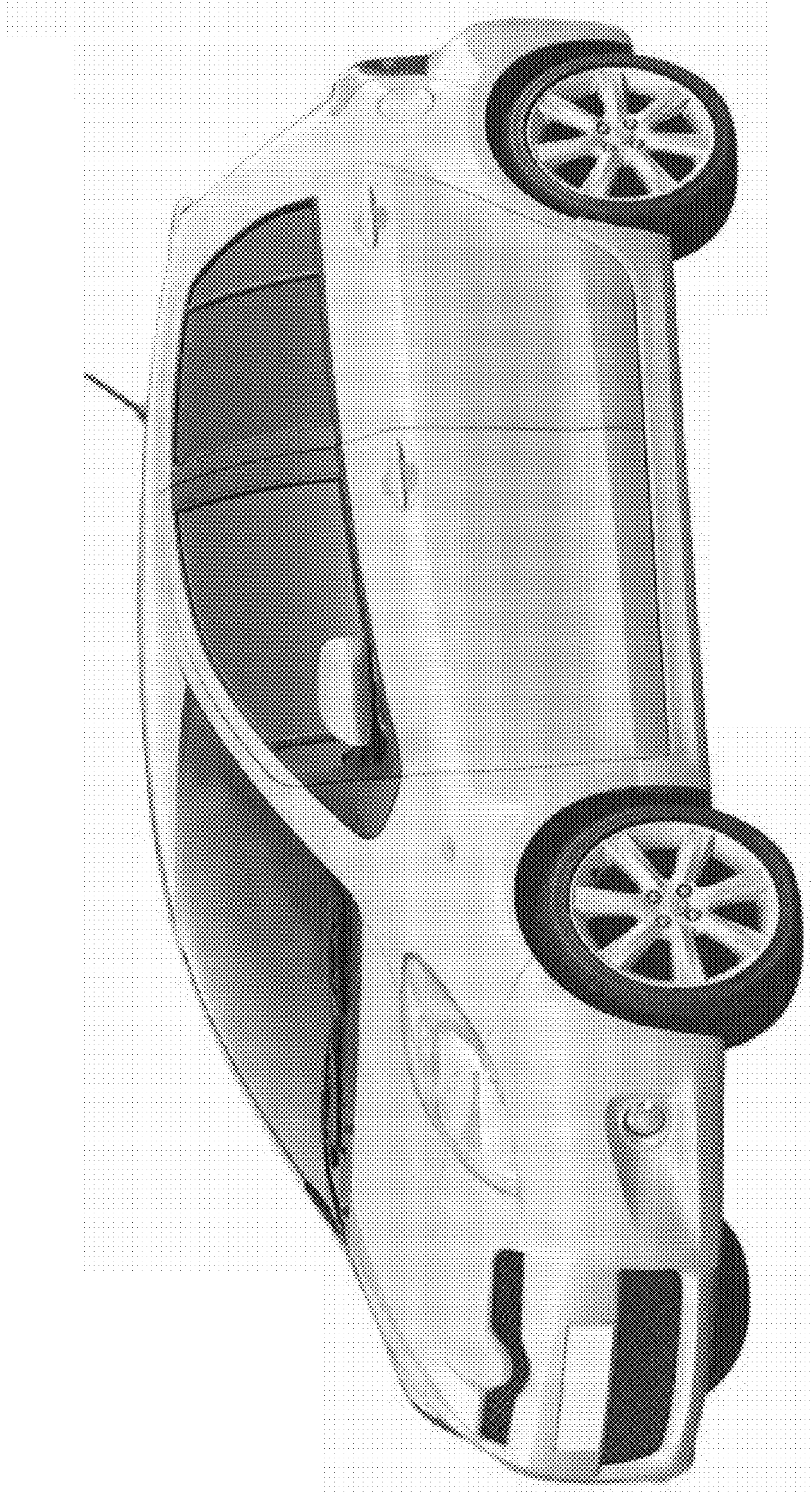


FIG. 1



FIG. 2




FIG. 3

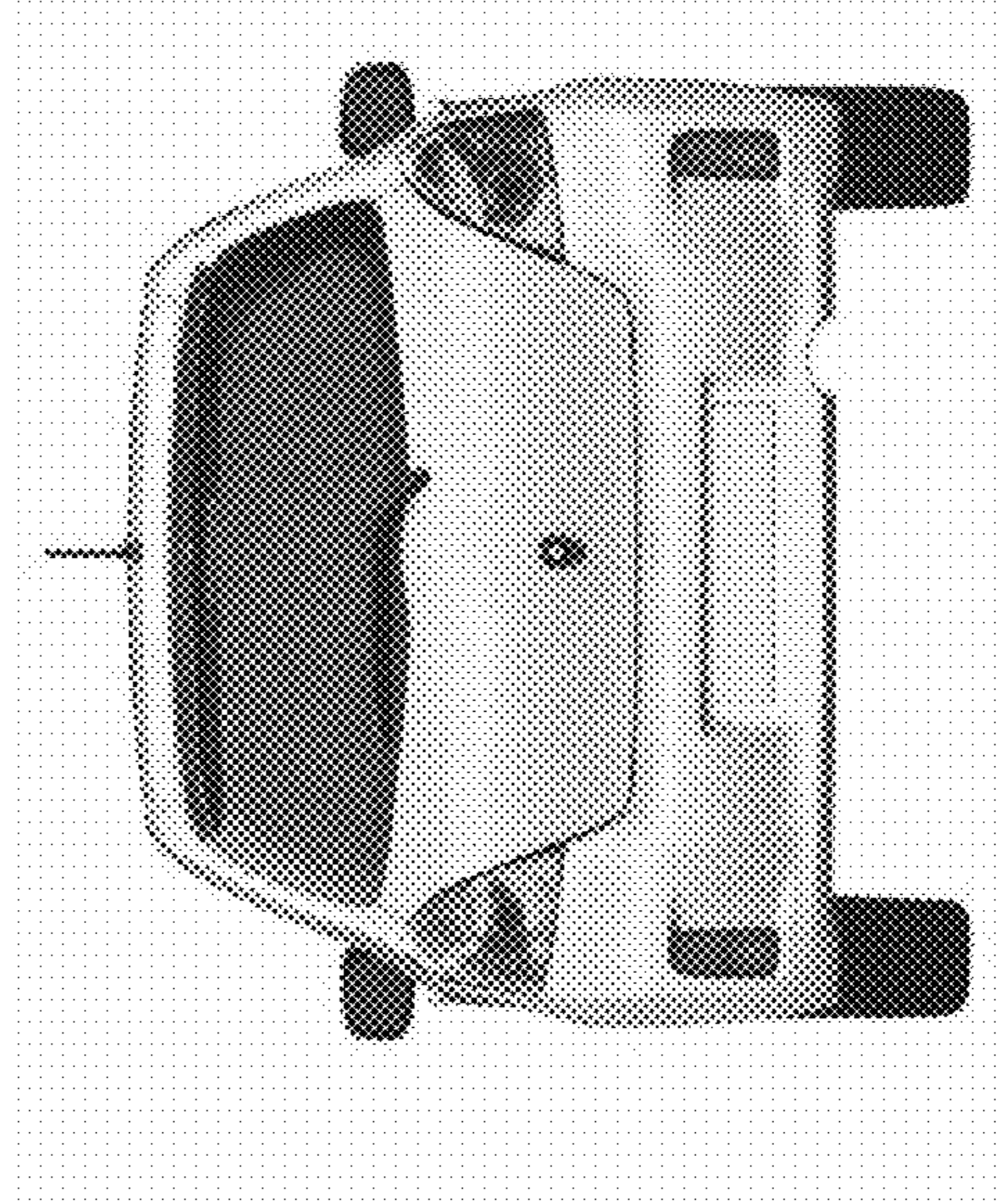


FIG. 5

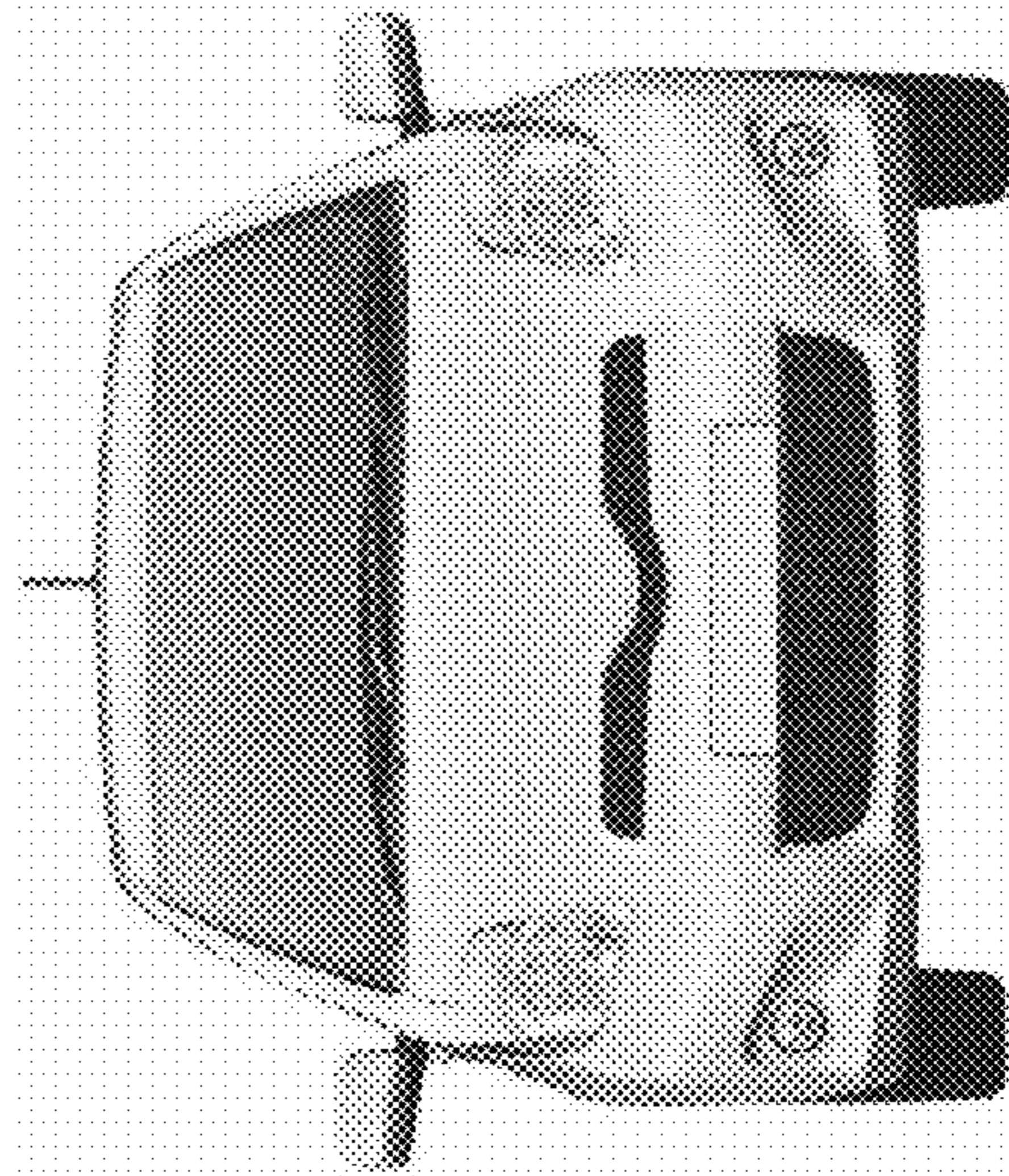


FIG. 4

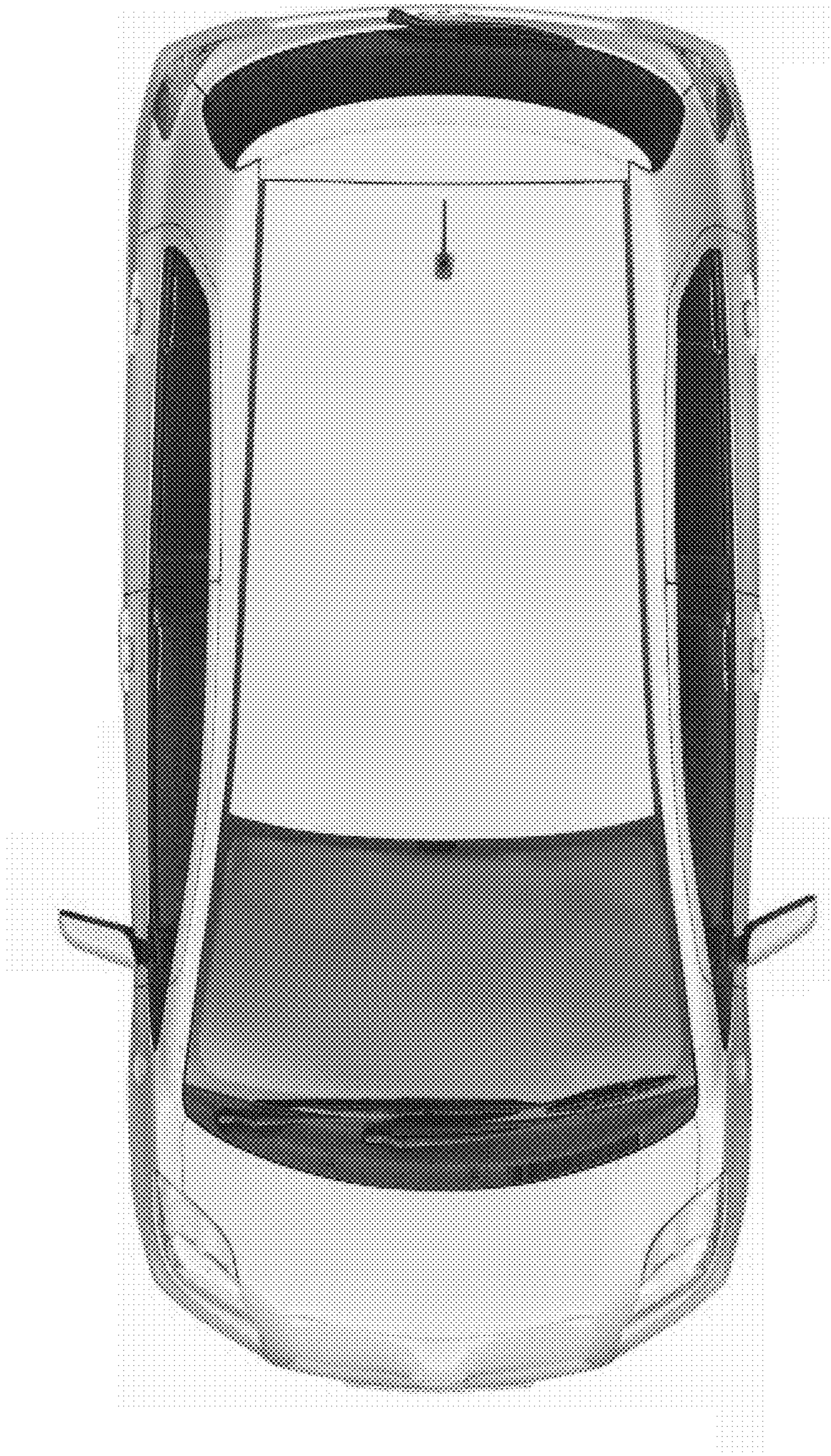


FIG. 6