

US00D595614S

(12) **United States Design Patent**
Granlund et al.

(10) **Patent No.:** **US D595,614 S**
(45) **Date of Patent:** **** Jul. 7, 2009**

(54) **AUTOMOBILE**

(75) Inventors: **Ola Granlund**, Göteborg (SE); **Simon Padian**, Askim (SE)

(73) Assignee: **GM Global Technology Operations, Inc.**, Detroit, MI (US)

(**) Term: **14 Years**

(21) Appl. No.: **29/301,583**

(22) Filed: **Mar. 6, 2008**

(30) **Foreign Application Priority Data**

Sep. 11, 2007 (EP) 000787643

(51) **LOC (9) Cl.** **12-08**

(52) **U.S. Cl.** **D12/91**

(58) **Field of Classification Search** D12/86,
D12/90-92; 296/181.1, 181.5

See application file for complete search history.

(56) **References Cited**

U.S. PATENT DOCUMENTS

D479,491 S * 9/2003 Kato et al. D12/91

D505,890 S * 6/2005 Kubota et al. D12/91
D508,436 S * 8/2005 Warkuss et al. D12/91
D510,543 S * 10/2005 Matsuoka et al. D12/91
D533,809 S * 12/2006 Sowa D12/91
D538,710 S * 3/2007 Hsu D12/91
D570,736 S * 6/2008 Hayashi et al. D12/91
D579,822 S * 11/2008 Lo et al. D12/91

* cited by examiner

Primary Examiner—Melody N Brown

(74) *Attorney, Agent, or Firm*—Abelman, Frayne & Schwab

(57) **CLAIM**

The ornamental design for an automobile, as shown and described.

DESCRIPTION

FIG. 1 is a left, front and side perspective view of an automobile showing my new design;

FIG. 2 is a right, rear and side perspective view thereof;

FIG. 3 is a front perspective view thereof; and,

FIG. 4 is another right, rear and side perspective view thereof.

1 Claim, 4 Drawing Sheets



Fig. 1





Fig. 2






Fig. 3




Fig. 4