

US00D595613S

(12) **United States Design Patent**  
**Lai et al.**

(10) **Patent No.:** **US D595,613 S**  
(45) **Date of Patent:** **\*\* Jul. 7, 2009**

(54) **ALL TERRAIN VEHICLE**

(75) Inventors: **Guogui Lai**, Hangzhou (CN); **Youheng Qian**, Hangzhou (CN); **Zhangping Yuan**, Hangzhou (CN); **Jun Zhao**, Hangzhou (CN); **Minqiang Xiong**, Hangzhou (CN); **Hui Xu**, Hangzhou (CN); **Jinpin Zheng**, Hangzhou (CN); **Changwei Wang**, Hangzhou (CN)

(73) Assignee: **Chunfeng Holding Group Hangzhou Motorcycles Manufacturing Co., Ltd.**, Hangzhou, Zhejiang Province (CN)

(\*\*) Term: **14 Years**

(21) Appl. No.: **29/304,160**

(22) Filed: **Feb. 26, 2008**

(30) **Foreign Application Priority Data**  
Sep. 6, 2007 (CN) ..... 2007 3 0154286

(51) **LOC (9) Cl.** ..... **12-13**

(52) **U.S. Cl.** ..... **D12/14**

(58) **Field of Classification Search** ..... D12/87,  
D12/86, 1, 433, 15, 16, 107, 82, 88, 89, 90,  
D12/91, 92, 93; D15/30; D21/803; 180/233,  
180/908; 280/DIG. 5, 183, 184, 185, 186,  
280/37.7

See application file for complete search history.

(56) **References Cited**

**U.S. PATENT DOCUMENTS**

D436,557 S \* 1/2001 Selby et al. .... D12/14  
6,523,879 B2 \* 2/2003 Mizuta ..... 296/71

D504,638 S \* 5/2005 Tanaka et al. .... D12/14  
D511,317 S \* 11/2005 Tanaka et al. .... D12/14  
7,093,580 B2 \* 8/2006 McLeod ..... 123/376  
D578,433 S \* 10/2008 Kawaguchi et al. .... D12/14  
D578,934 S \* 10/2008 Tanaka et al. .... D12/14  
D579,821 S \* 11/2008 Bobbitt et al. .... D12/14  
2005/0212244 A1 \* 9/2005 Bobbitt et al. .... 280/86.751  
2008/0023240 A1 \* 1/2008 Sundahl et al. .... 180/68.2  
2008/0230294 A1 \* 9/2008 Smith et al. .... 180/233

\* cited by examiner

*Primary Examiner*—T. Chase Nelson  
*Assistant Examiner*—Ania K Dworzecka

(74) *Attorney, Agent, or Firm*—Alston & Bird LLP

(57) **CLAIM**

The ornamental design for an all terrain vehicle, as shown and described.

**DESCRIPTION**

FIG. 1 is a perspective view of an all terrain vehicle according to our new design;

FIG. 2 is a left side elevation view thereof;

FIG. 3 is a right side elevataion view thereof; and

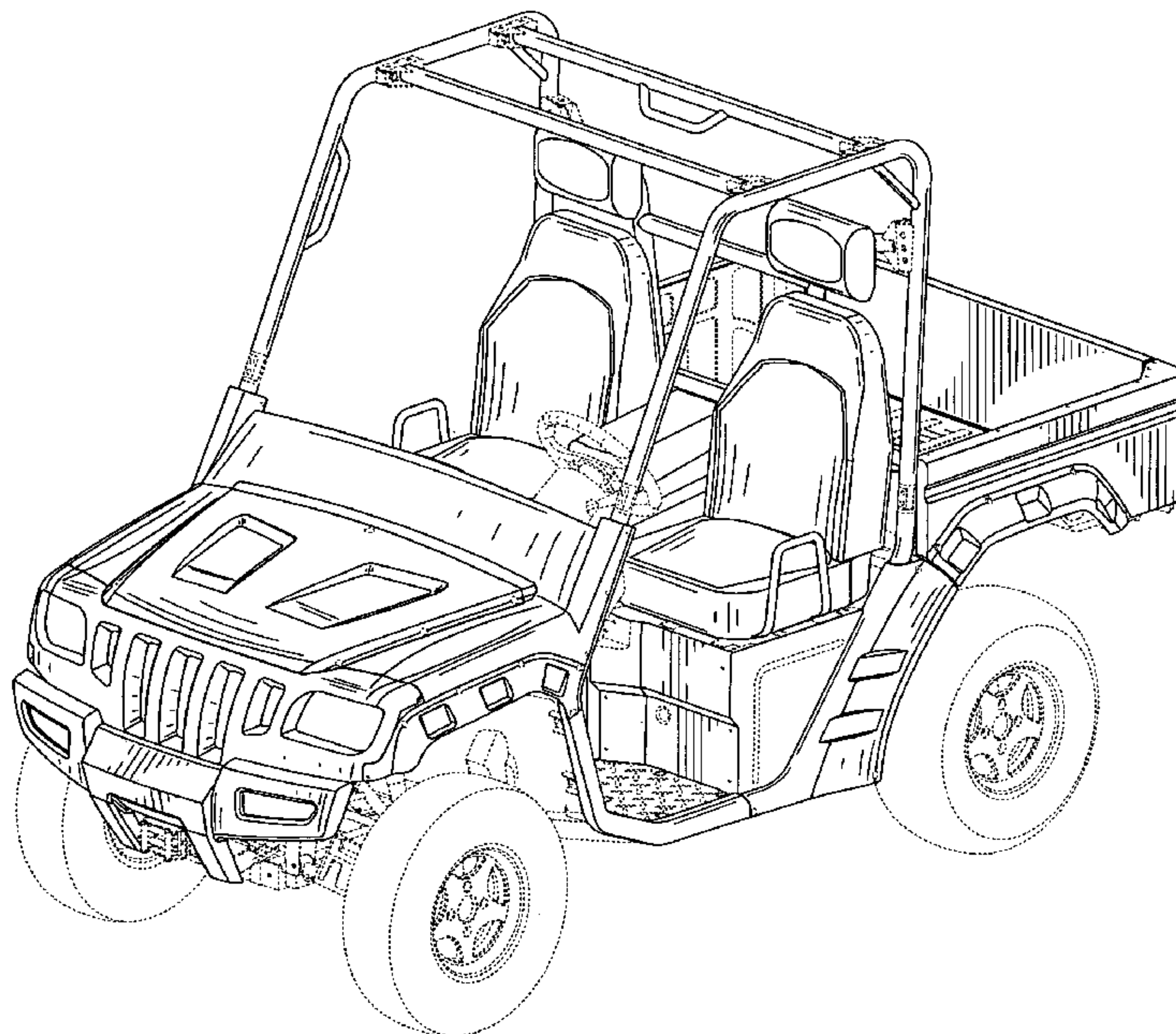
FIG. 4 is a front elevation view thereof;

FIG. 5 is a rear elevation view thereof; and,

FIG. 6 is a top plan view thereof.

The broken lines shown herein for illustrative purposes of the environment or which define the bounds of the claimed design form no part of the claimed design. The mesh material of the front grill shown in broken lines in FIG. 4 forms no part of the claimed design.

**1 Claim, 6 Drawing Sheets**



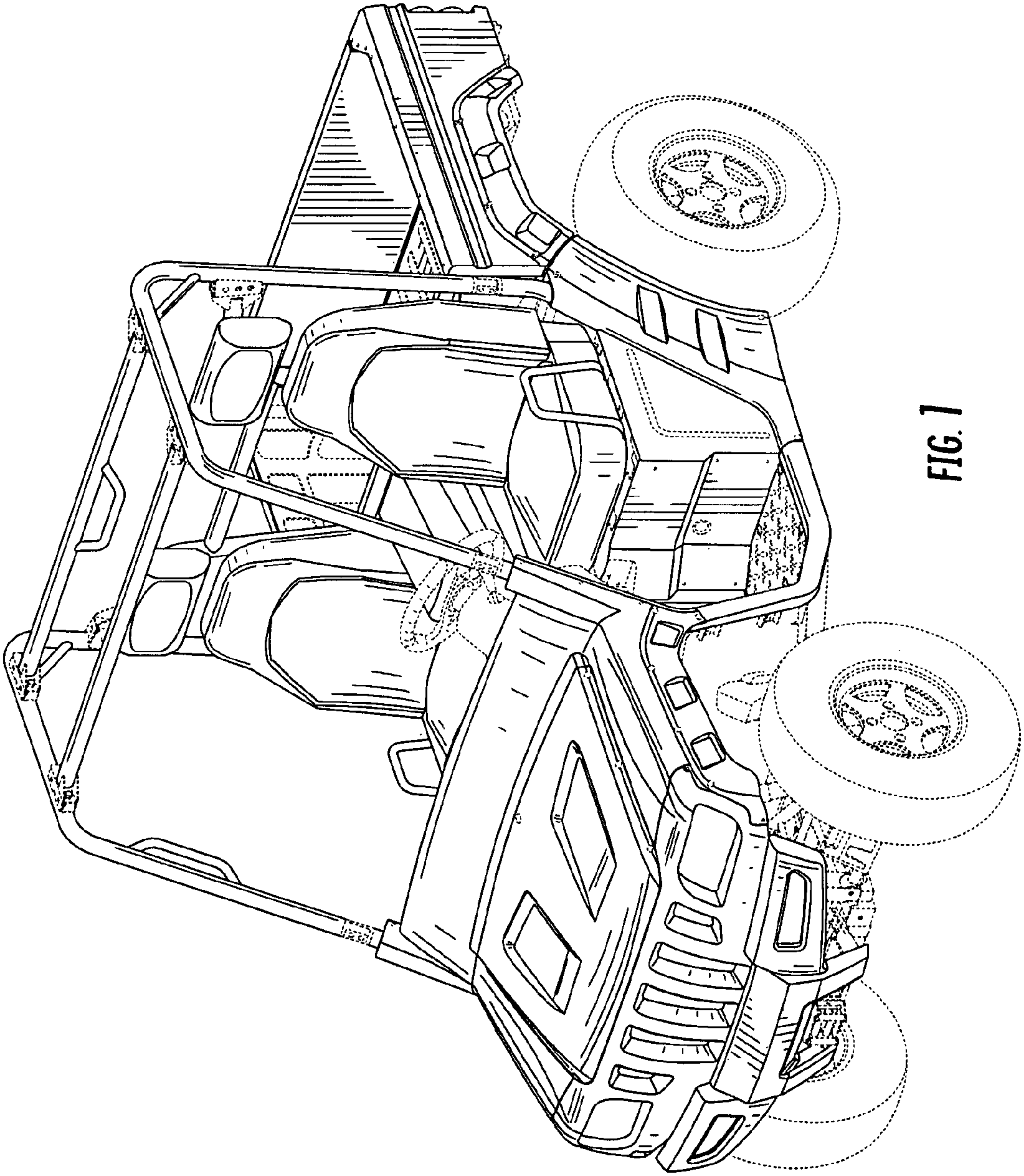


FIG. 1



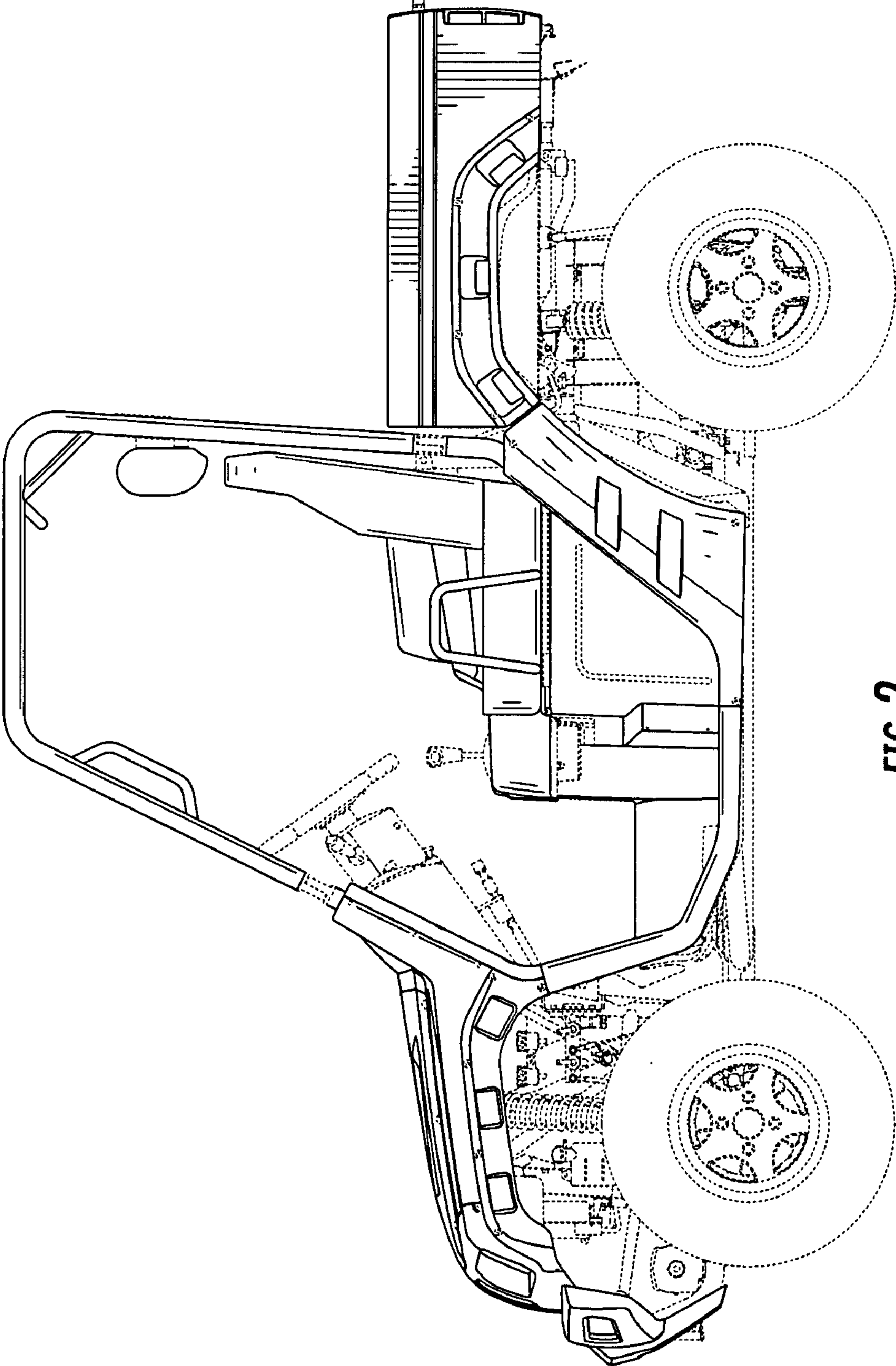


FIG. 2

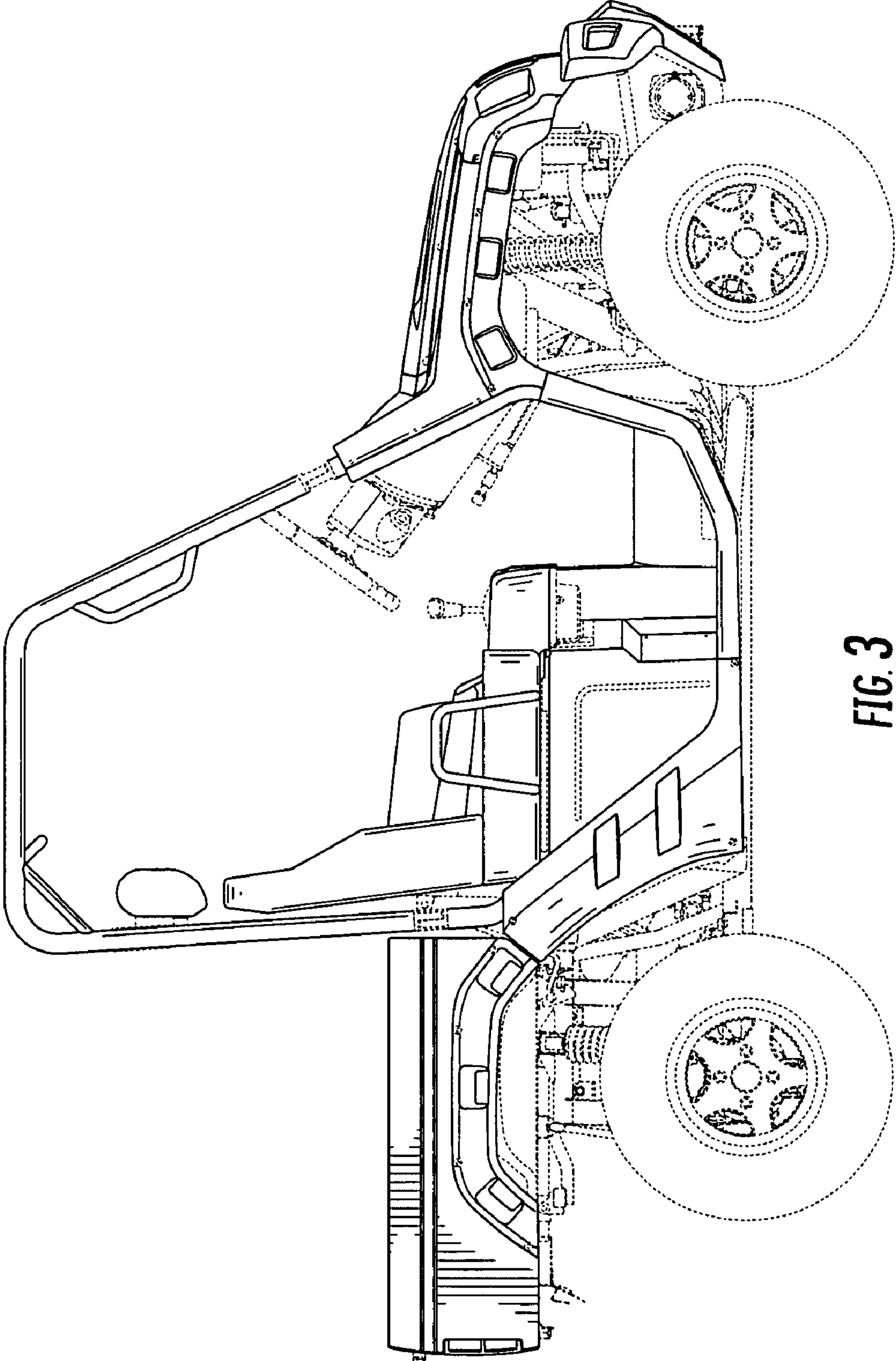


FIG. 3

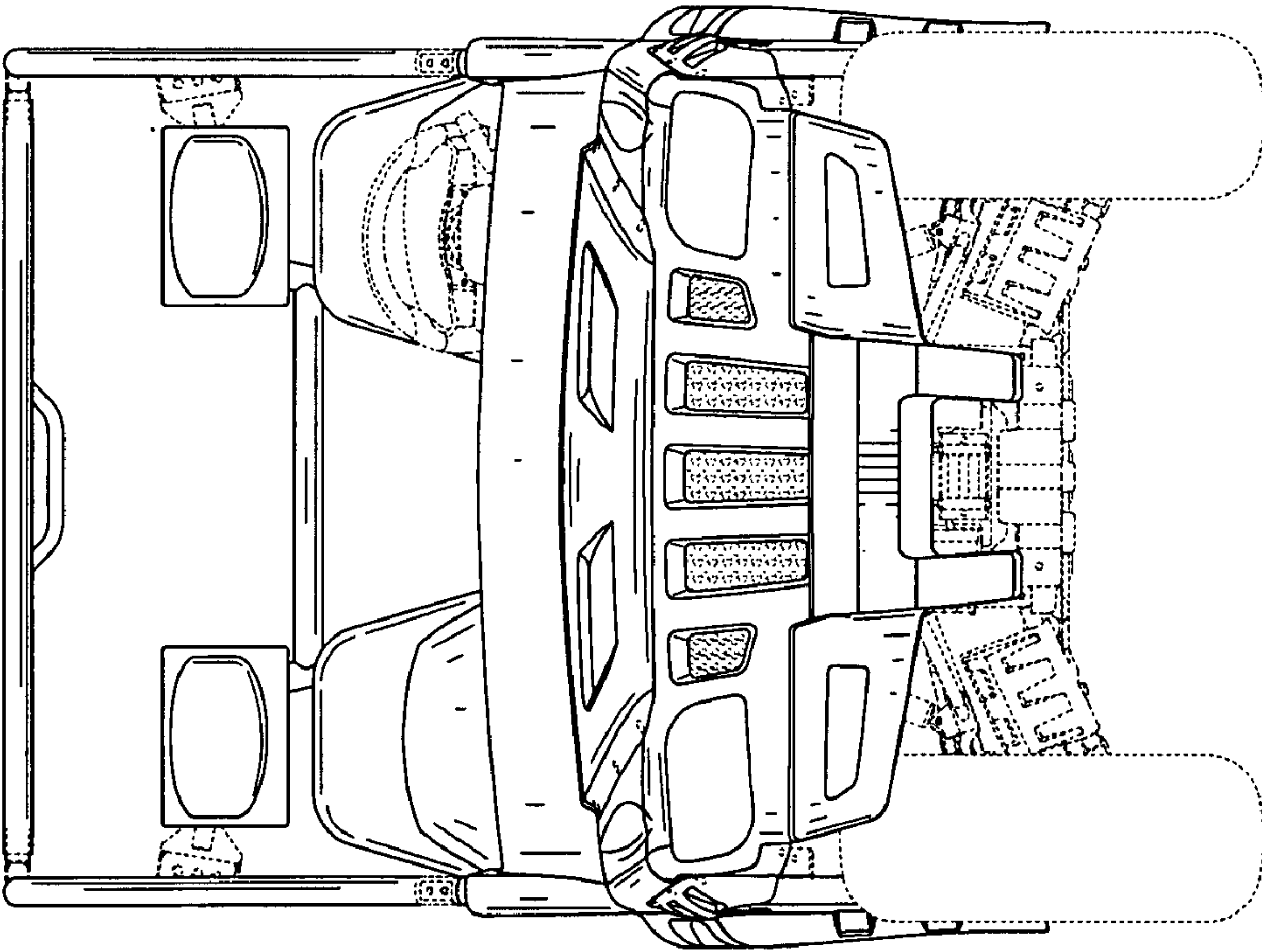


FIG. 4

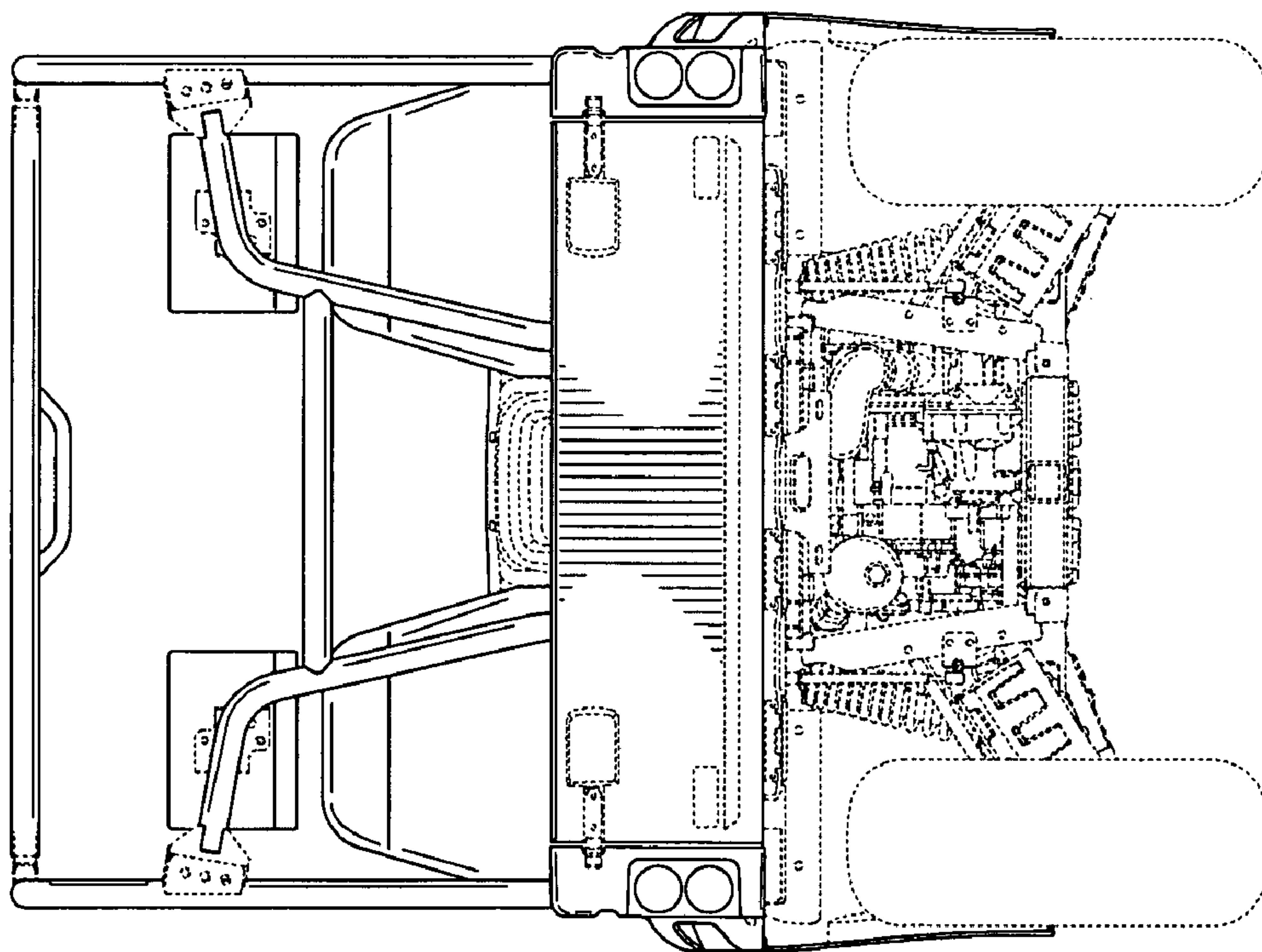


FIG. 5



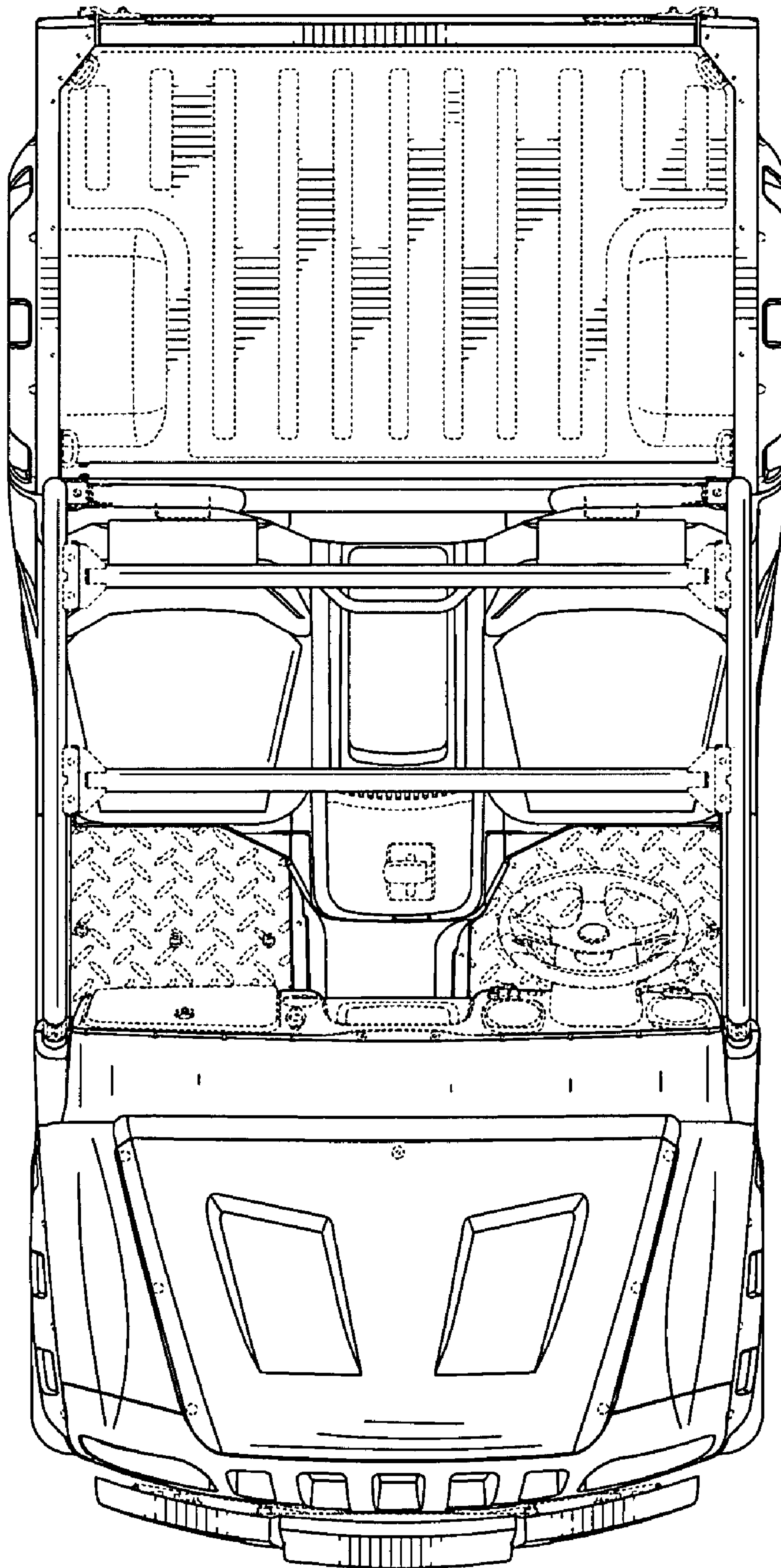


FIG. 6