



US00D595555S

(12) **United States Design Patent**
Vanderbeek

(10) **Patent No.:** **US D595,555 S**
(45) **Date of Patent:** **** Jul. 7, 2009**

(54) **UTILITY TOOL**

(75) Inventor: **Karl Vanderbeek**, New Haven, CT (US)

(73) Assignee: **The Stanley Works**, New Britain, CT (US)

(**) Term: **14 Years**

(21) Appl. No.: **29/300,311**

(22) Filed: **Mar. 11, 2008**

(51) **LOC (9) Cl.** **08-05**

(52) **U.S. Cl.** **D8/89; D8/81**

(58) **Field of Classification Search** D8/75,
D8/78, 81, 88, 89, 105, 14; 7/166, 146, 147,
7/143; 254/21, 25, 120, 131; 81/20

See application file for complete search history.

(56) **References Cited**

U.S. PATENT DOCUMENTS

37,920 A	3/1863	Penny
89,013 A	4/1869	Blake
439,336 A	10/1890	Zitlow
486,300 A	11/1892	Scheid
513,271 A	1/1894	Matthews
563,848 A	7/1896	Dunham
743,823 A	11/1903	Brvar
845,975 A	3/1907	Patterson
868,733 A	10/1907	Walker
884,229 A	4/1908	Sparks
914,199 A	3/1909	Stiren
935,459 A	9/1909	Carr
1,114,837 A	10/1914	Wilson
1,465,009 A	8/1923	Wassetth
1,469,472 A	10/1923	Bangert
1,472,517 A	10/1923	Fry
1,514,060 A	11/1924	McCallum
1,613,729 A	1/1927	Shearwood
1,689,585 A	10/1928	Haschart
1,689,685 A	10/1928	Reeves
1,763,353 A	6/1930	Heller
2,239,719 A	4/1941	Jarrett
2,491,129 A	12/1949	Nieuwsma
D164,705 S	10/1951	Moses

2,896,910 A	7/1959	Cooper
2,937,004 A	5/1960	Striani
D192,721 S *	5/1962	Mills D8/81
3,134,574 A	5/1964	Reuterfors
D226,162 S	1/1973	Ziaylek
3,760,656 A	9/1973	Veach
4,028,757 A	6/1977	Young
4,039,140 A	8/1977	Pulliam
4,408,505 A	10/1983	Cook
D271,275 S	11/1983	Richilano
D274,032 S	5/1984	Lai
4,476,596 A	10/1984	Fortune

(Continued)

FOREIGN PATENT DOCUMENTS

CA 2296048 7/2001

(Continued)

OTHER PUBLICATIONS

European Search Report issued for European Patent Application No. 07251165.2-1262, dated Jul. 27, 2007.

(Continued)

Primary Examiner—Philip S Hyder
(74) *Attorney, Agent, or Firm*—Pillsbury Winthrop Shaw Pittman LLP


(57) **CLAIM**

The ornamental design for a utility tool, as shown and described.

DESCRIPTION

FIG. 1 is a perspective illustration, from the front and left side, of a utility tool according to our design;
FIG. 2 is a front elevational view thereof;
FIG. 3 is a back elevational view thereof;
FIG. 4 is a side elevational view thereof from the left side;
FIG. 5 is a side elevational view thereof from the right side;
FIG. 6 is a top plan view thereof; and,
FIG. 7 is a bottom plan view thereof.

1 Claim, 6 Drawing Sheets



US D595,555 S

Page 2

U.S. PATENT DOCUMENTS

4,597,123 A 7/1986 Cobe
D291,402 S 8/1987 Square
D300,111 S 3/1989 Square
4,826,136 A 5/1989 Thomas
D318,211 S 7/1991 D'Onofrio
5,033,501 A 7/1991 Stehling
5,044,033 A 9/1991 Fosberg
D337,492 S 7/1993 Ryan
5,282,287 A 2/1994 Aube
D351,326 S 10/1994 Schwengel
D359,220 S 6/1995 Vinar
5,428,853 A 7/1995 Menke
D384,264 S 9/1997 Liou
D388,303 S 12/1997 Berggren
D390,082 S 2/1998 Higgs
5,768,956 A 6/1998 Coonrad
5,845,354 A 12/1998 Long
5,850,650 A 12/1998 Karsnia
D404,267 S 1/1999 Hedin
5,896,607 A 4/1999 Hagan
D414,089 S 9/1999 Kuo-Chen
D420,873 S 2/2000 Hsieh
D422,860 S 4/2000 Vinar
6,186,475 B1 2/2001 Selepouchin
6,220,124 B1 4/2001 Perkins
D449,770 S 10/2001 Chen
6,298,754 B1 10/2001 Brown
6,352,009 B1 3/2002 Gaidjergis
6,435,059 B1 8/2002 Martinez

6,604,728 B1 8/2003 Boydon
6,637,061 B1 10/2003 Spracklin
D496,244 S 9/2004 Boydon
D499,322 S 12/2004 Hung
6,899,001 B1 5/2005 Sanders
D507,167 S 7/2005 Richardson
7,033,365 B2 4/2006 Powell et al.
D525,506 S 7/2006 Downing
D562,101 S * 2/2008 Martone et al. D8/89
D567,620 S * 4/2008 Martone et al. D8/81
D572,106 S * 7/2008 Chen D8/89
2004/0045411 A1 3/2004 Youngren
2004/0261188 A1 12/2004 Mathis
2006/0075572 A1 * 4/2006 Young 7/138
2007/0226913 A1 10/2007 Woolley et al.
2009/0000039 A1 1/2009 St. John et al.

FOREIGN PATENT DOCUMENTS

DE 19937951 3/2000
DE 022005007075 5/2005
EP 2008775 A1 12/2008
GB 276509 9/1927
GB 2355223 4/2001

OTHER PUBLICATIONS

Printout of Stanley FUBAR demolition tool from Gizmodo.com Sep. 5, 2006.
European Search Report, dtd Nov. 3, 2008, in EP Application No. 08158710.7, 7 pp.

* cited by examiner




FIG. 1

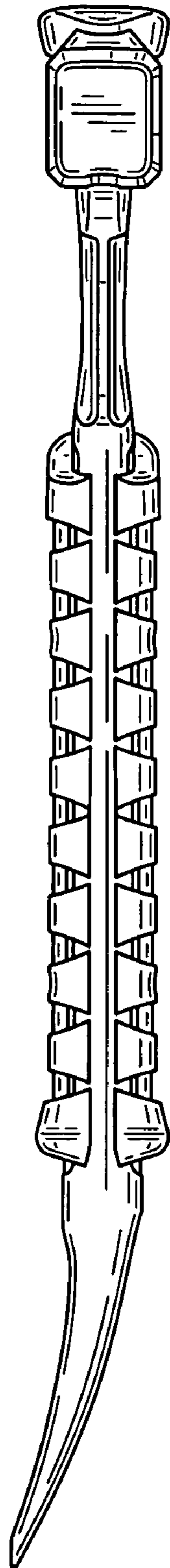


FIG. 2

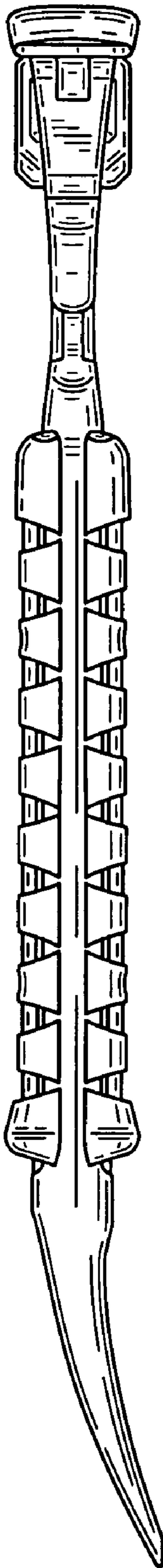


FIG. 3

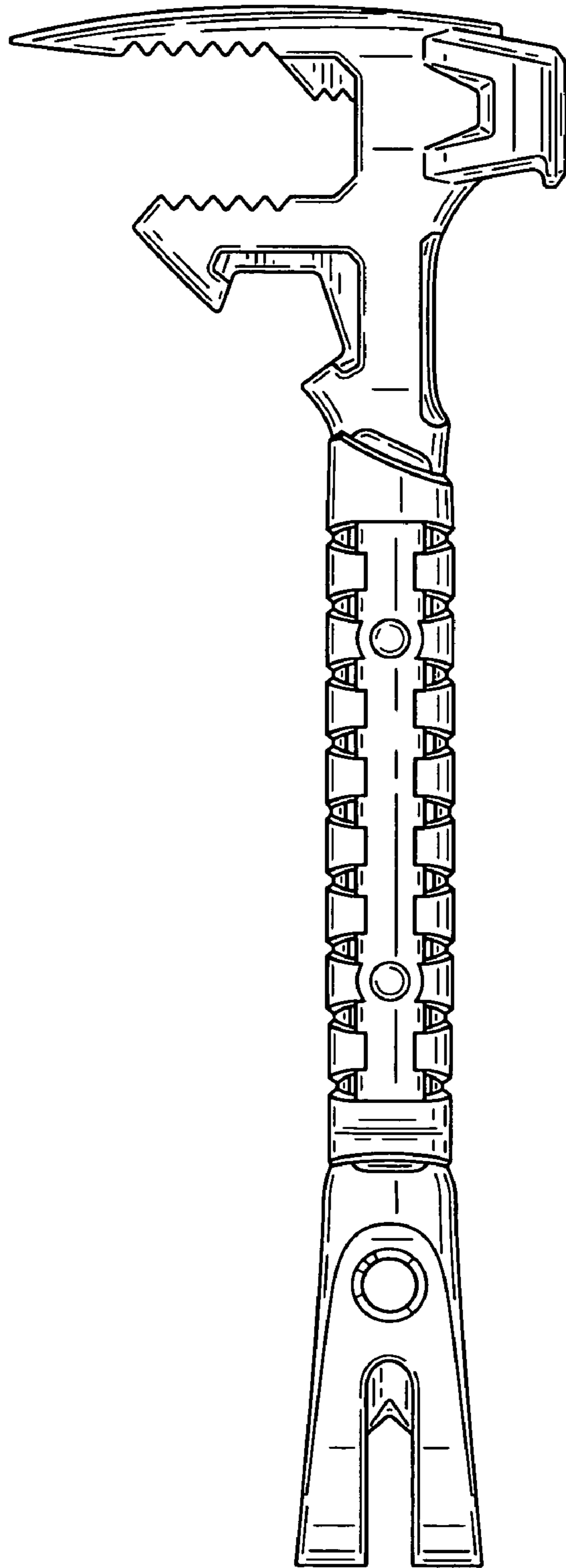


FIG. 4

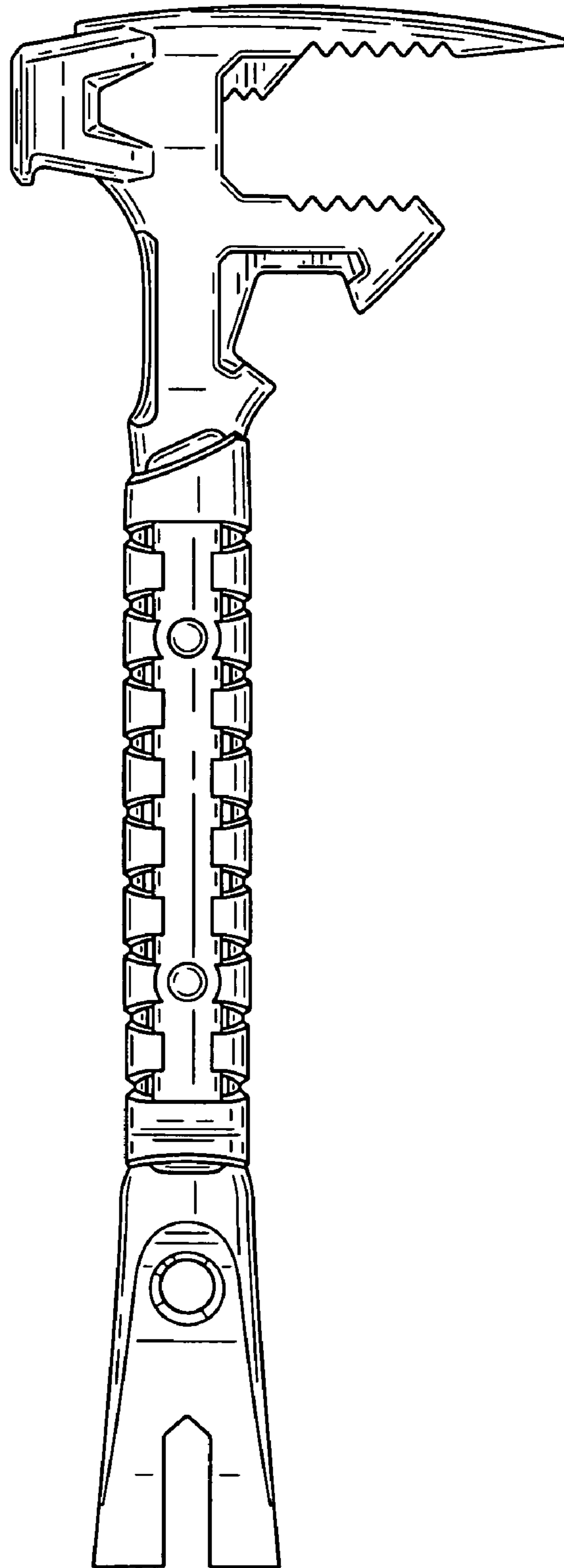


FIG. 5

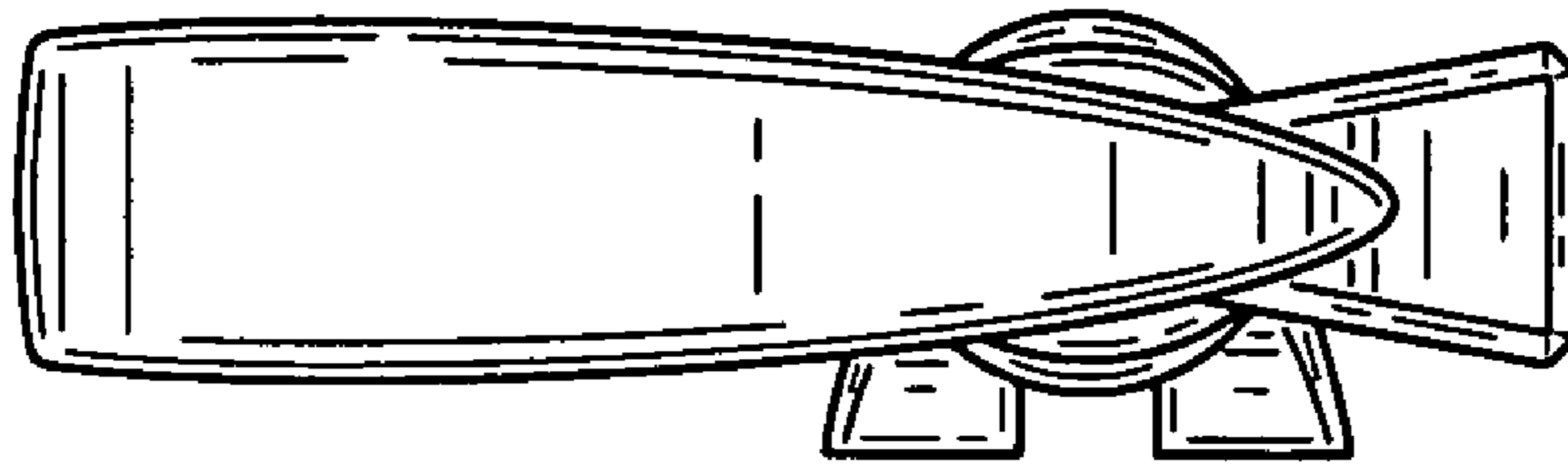


FIG. 6




FIG. 7