



US00D595548S

(12) **United States Design Patent**
Lipscomb et al.

(10) **Patent No.:** **US D595,548 S**
(45) **Date of Patent:** **** Jul. 7, 2009**

(54) **HANDLE FOR A HAND TOOL**

(75) Inventors: **Daniel J. Lipscomb**, Prairie du Sac, WI (US); **Joshua D. Hatch**, Middleton, WI (US)

(73) Assignee: **Fiskars Brands, Inc.**, Madison, WI (US)

(**) Term: **14 Years**

(21) Appl. No.: **29/317,506**

(22) Filed: **Apr. 30, 2008**

(51) **LOC (9) Cl.** **08-01**

(52) **U.S. Cl.** **D8/5**

(58) **Field of Classification Search** D8/4,
D8/5, 6, 51, 52, 107; 30/251, 261
See application file for complete search history.

(56) **References Cited**

U.S. PATENT DOCUMENTS

777,412	A	12/1904	Hamel et al.
907,064	A	12/1908	Litzelman
D47,855	S	9/1915	Martin
D301,537	S	6/1989	Pittaway
D301,538	S	6/1989	Pittaway
D305,090	S	12/1989	Collins et al.
D305,495	S	1/1990	Carter
4,947,553	A	8/1990	Bendickson et al.
4,964,216	A	10/1990	Gosselin
5,020,222	A	6/1991	Gosselin et al.
5,058,277	A	10/1991	Kishimoto
D322,546	S	12/1991	Chan
D331,691	S	12/1992	Chan
D335,807	S	5/1993	Birkholz

(Continued)

OTHER PUBLICATIONS

U.S. Appl. No. 29/288,210, filed Jun. 4, 2007, Lipscomb et al.

(Continued)

Primary Examiner—Holly H Baynham

Assistant Examiner—Sheryl Lane

(74) *Attorney, Agent, or Firm*—Foley & Lardner LLP

(57) **CLAIM**

We claim the ornamental design for a handle for a hand tool, as shown and described.

DESCRIPTION

FIG. 1 is a front perspective view from above of the claimed design.

FIG. 2 is a rear perspective view from below of the claimed design.

FIG. 3 is a rear elevation view of the claimed design.

FIG. 4 is a front elevation view of the claimed design.

FIG. 5 is a top view of the claimed design.

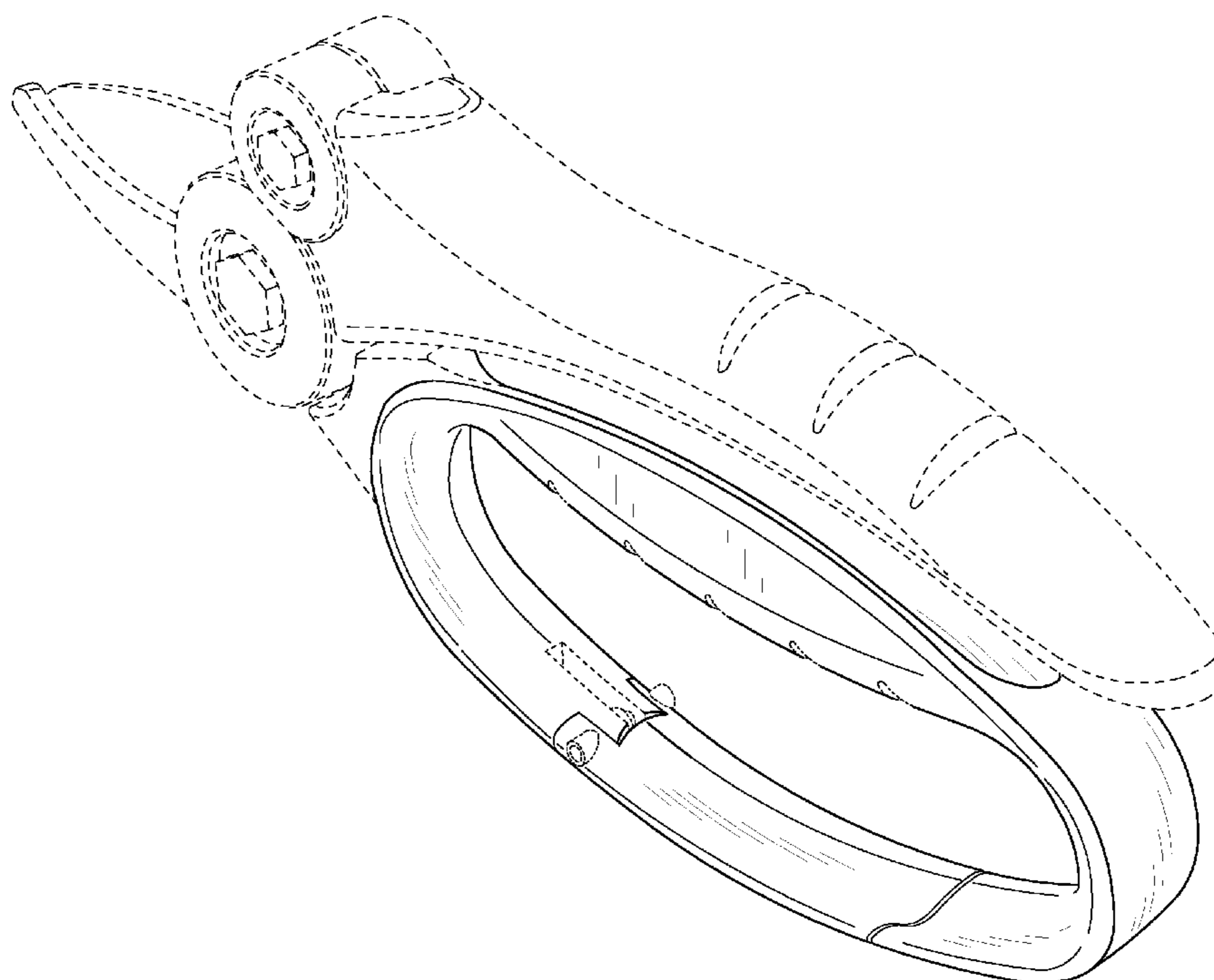
FIG. 6 is a bottom side elevation view of the claimed design.

FIG. 7 is a left side view of the claimed design; and,

FIG. 8 is a right side view of the claimed design.

The ornamental design which is claimed is shown in solid lines in the drawings. The broken lines in the drawings are for illustrative purposes only and form no part of the claimed design.

1 Claim, 6 Drawing Sheets



US D595,548 S

Page 2

U.S. PATENT DOCUMENTS

D336,222 S	6/1993	Wensley et al.	6,105,257 A	8/2000	Rutkowski et al.	
D336,412 S	6/1993	Wensley et al.	D434,285 S *	11/2000	Podlesny	D8/5
D339,725 S	9/1993	Birkholz	6,223,372 B1	5/2001	Barber	
5,243,762 A	9/1993	Orthey	6,493,943 B1	12/2002	Lindén	
D342,652 S	12/1993	Wensley et al.	D469,323 S	1/2003	Lindén	
D344,218 S	2/1994	Wensley et al.	6,513,248 B2	2/2003	Lindén et al.	
D344,219 S	2/1994	Wensley et al.	6,643,937 B1 *	11/2003	Wu	30/262
D344,220 S	2/1994	Wensley et al.	D491,775 S *	6/2004	Tomchak et al.	D8/5
D350,466 S	9/1994	Ramsey et al.	6,789,324 B2	9/2004	Lindén et al.	
D353,087 S	12/1994	Ramsey et al.	D499,621 S	12/2004	Tsuda	
D354,205 S	1/1995	Wensley et al.	6,829,828 B1	12/2004	Cech et al.	
D354,890 S	1/1995	Concari et al.	D501,379 S	2/2005	Lipscomb et al.	
D358,748 S	5/1995	Ramsey et al.	D503,595 S	4/2005	Lipscomb et al.	
D359,427 S	6/1995	Birkholz	D503,880 S	4/2005	McLean	
5,426,857 A	6/1995	Lindén	6,938,347 B2	9/2005	Lindén et al.	
D359,890 S	7/1995	Wensley	7,111,349 B2	9/2006	Goldberg	
D361,700 S	8/1995	Birkholz	D534,563 S	1/2007	Yip	
D362,162 S	9/1995	Wensley	D536,940 S	2/2007	Peterson et al.	
5,469,625 A	11/1995	Melter et al.	D537,311 S *	2/2007	Peterson et al.	D8/57
D369,531 S	5/1996	Birkholz	D545,646 S *	7/2007	Shan	D8/5
5,570,510 A	11/1996	Lindén	D547,139 S *	7/2007	Shan	D8/5
D377,588 S	1/1997	Birkholz	D549,335 S	8/2007	Junck	
5,636,443 A	6/1997	Lindén	D580,236 S *	11/2008	Wu	D8/5
D387,647 S	12/1997	Lindén	2003/0079576 A1	5/2003	Lo	
5,697,159 A	12/1997	Lindén	2003/0126747 A1	7/2003	Kusaba	
D393,193 S	4/1998	Schneider et al.				
5,765,289 A	6/1998	Schulz et al.				
D413,503 S	9/1999	Dugdale				
D426,447 S	6/2000	Chau				
D427,493 S *	7/2000	Wu				D8/5

OTHER PUBLICATIONS

U.S. Appl. No. 11/809,991, filed Jun. 4, 2007, Lipscomb et al.

U.S. Appl. No. 11/809,986, filed Jun. 4, 2007, Lipscomb et al.

* cited by examiner

FIGURE 1

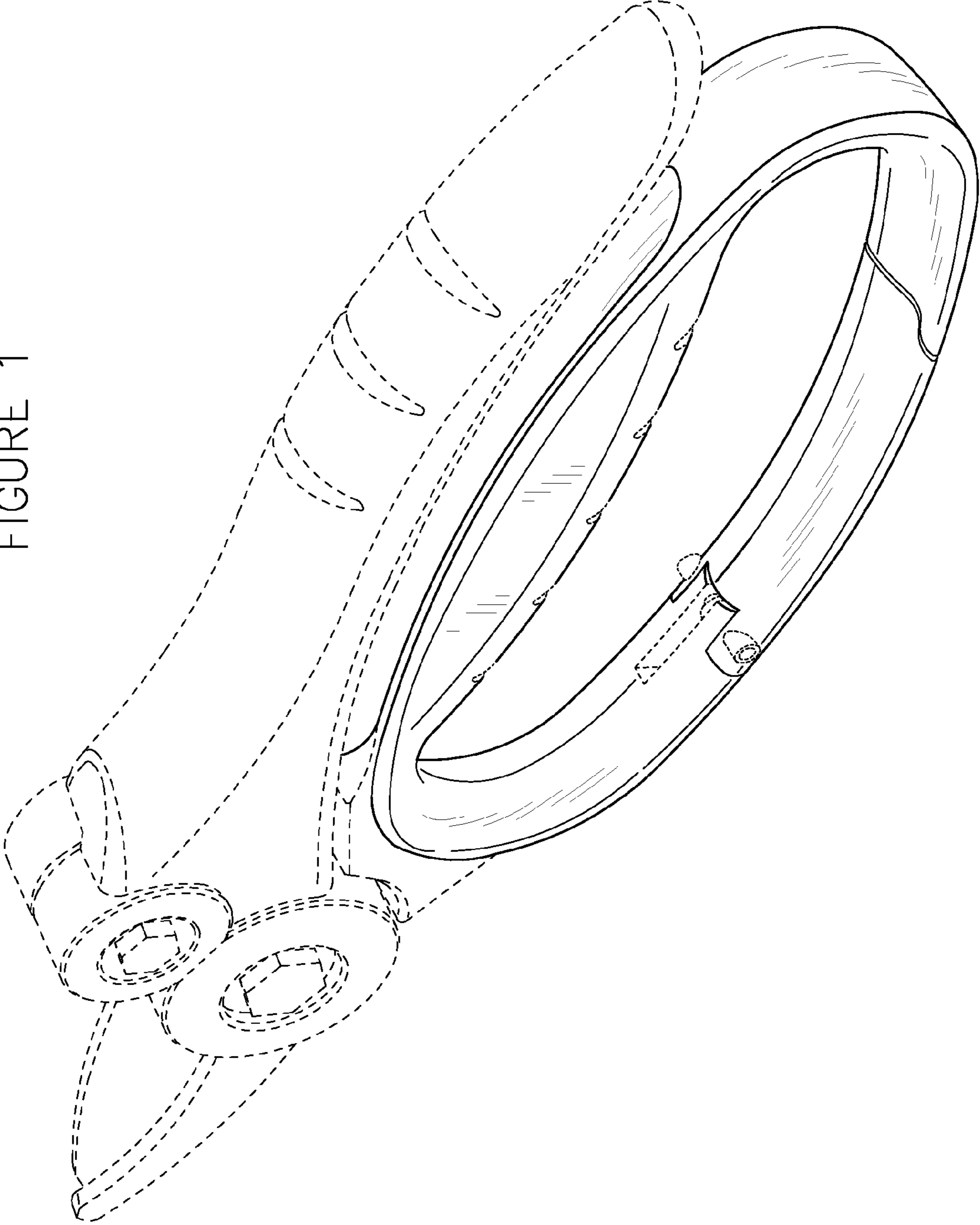


FIGURE 2

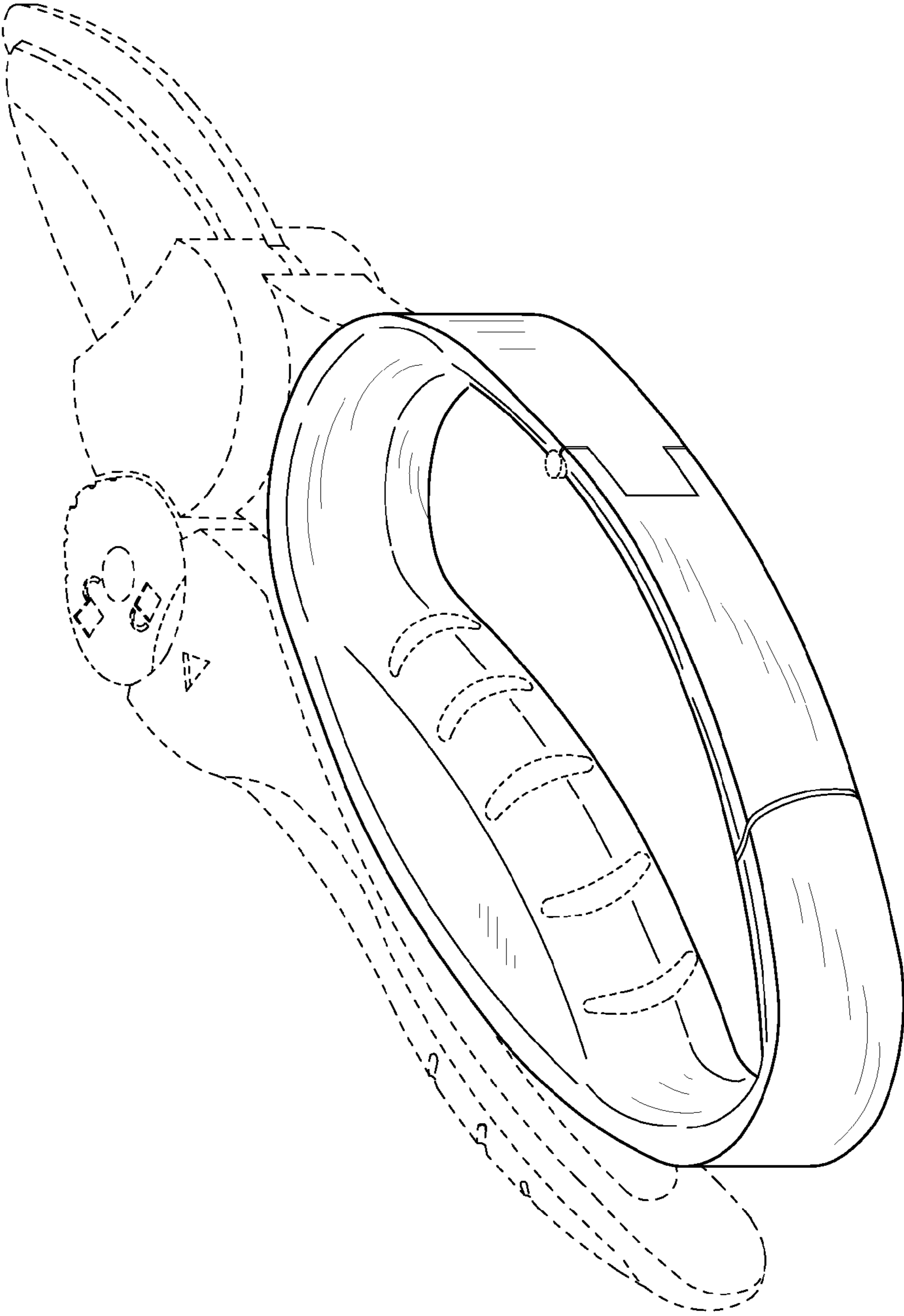


FIGURE 3

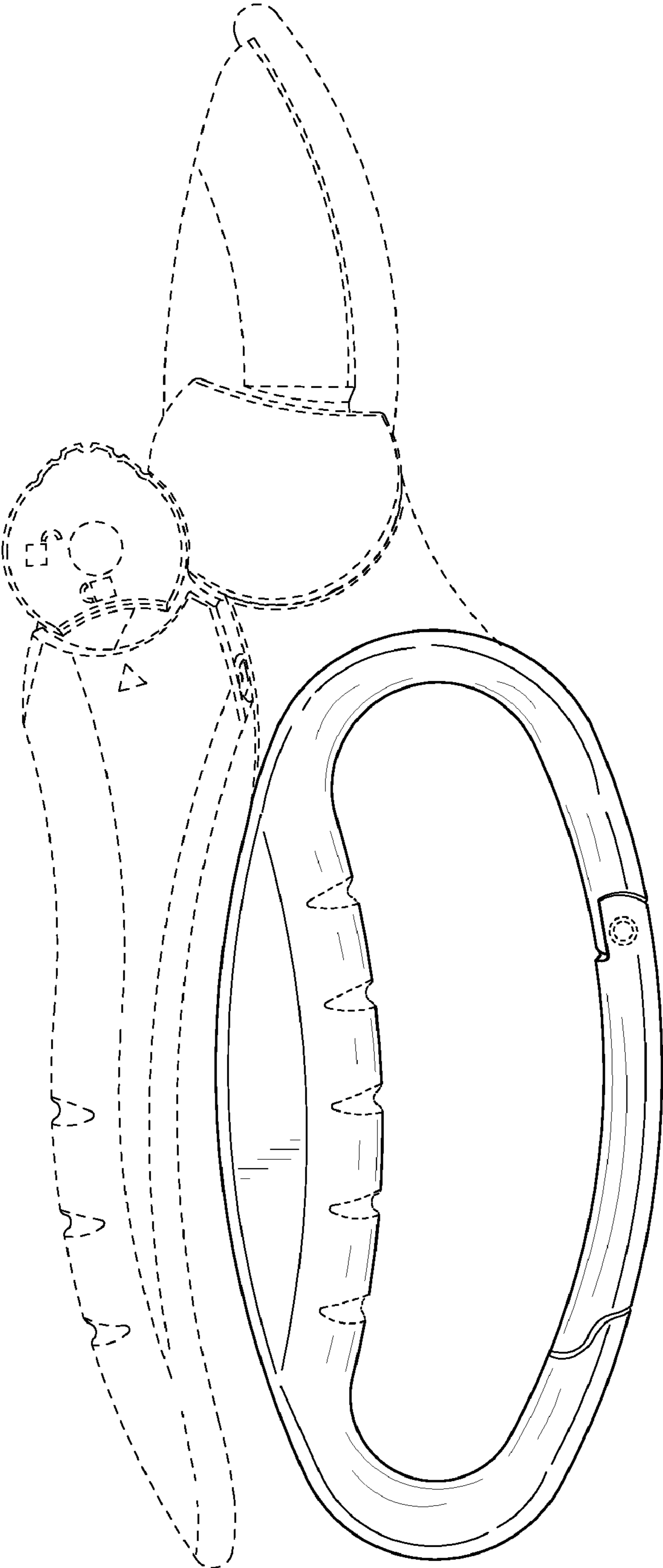


FIGURE 4

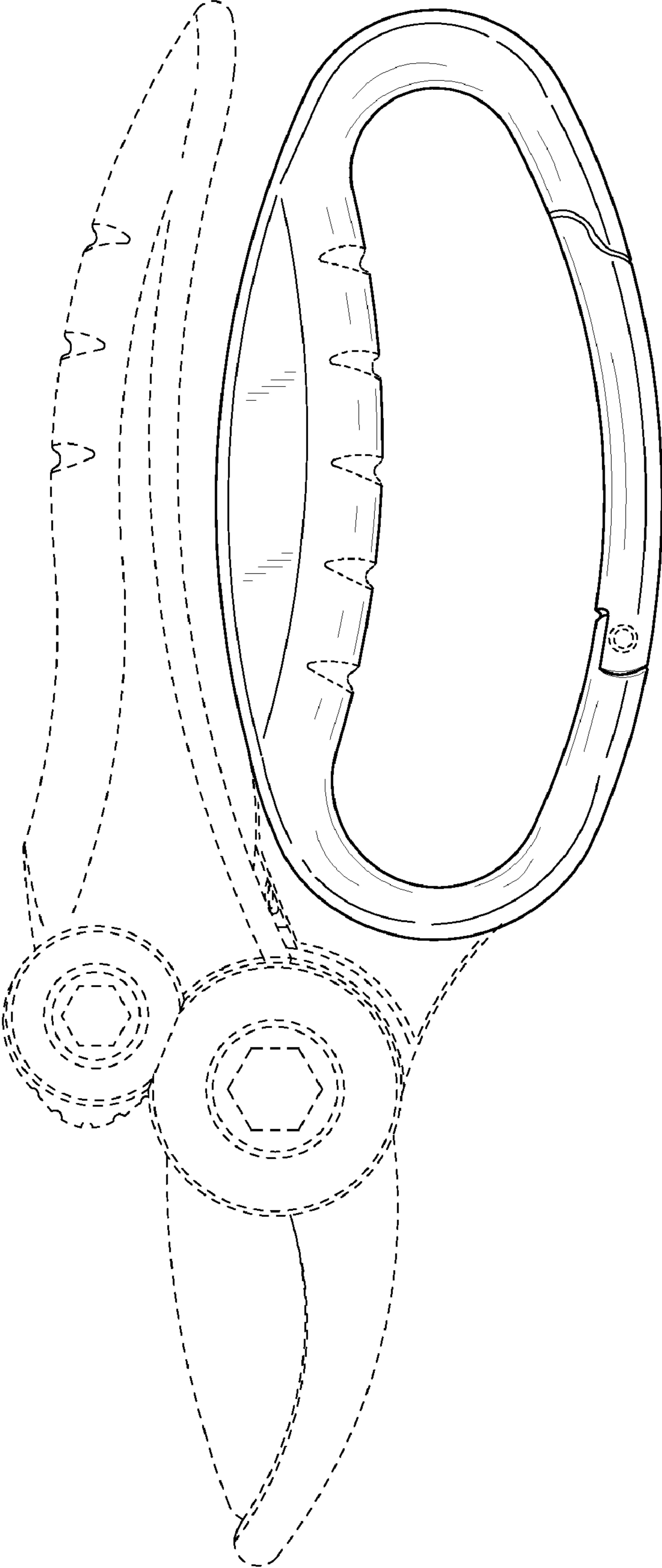


FIGURE 5

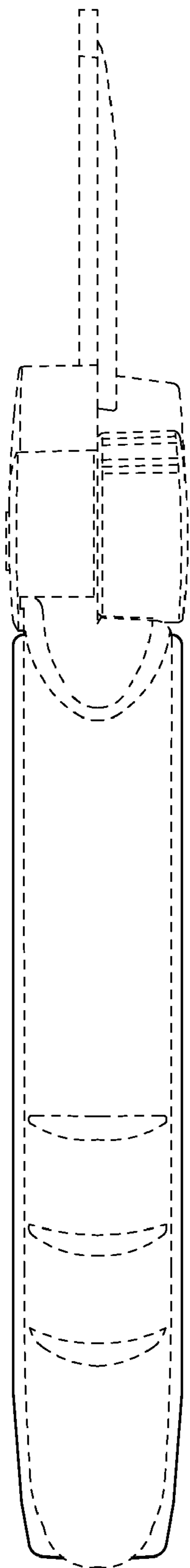


FIGURE 6

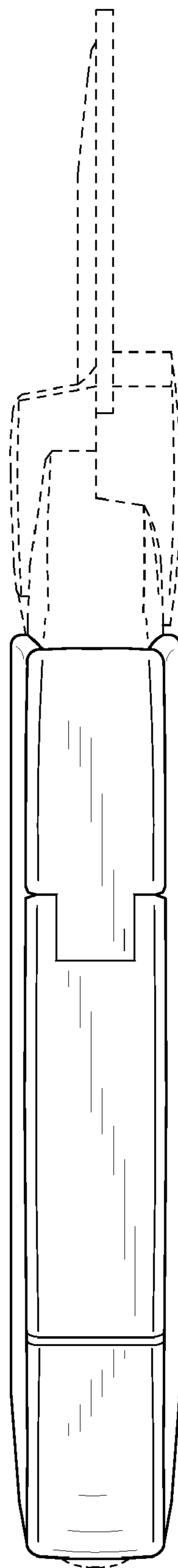


FIGURE 8

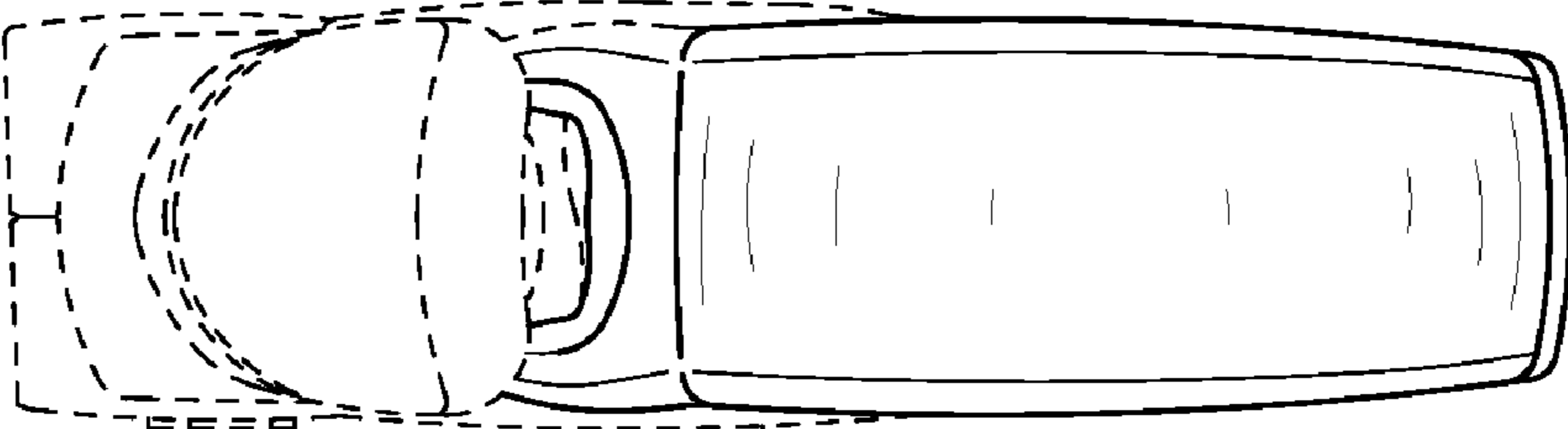


FIGURE 7

