



US00D595530S

(12) **United States Design Patent**  
**Deetsch**

(10) **Patent No.:** **US D595,530 S**

(45) **Date of Patent:** **\*\* Jul. 7, 2009**

(54) **PILLOW WITH X STRAPS**

(76) Inventor: **Todd Deetsch**, 208 Linney Ave.,  
Louisville, KY (US) 40243

(\*\*) Term: **14 Years**

(21) Appl. No.: **29/318,804**

(22) Filed: **May 28, 2008**

(51) **LOC (9) Cl.** ..... **06-09**

(52) **U.S. Cl.** ..... **D6/601; D24/183**

(58) **Field of Classification Search** ..... D6/595-599,  
D6/601, 604; 5/630, 633, 636, 637, 639,  
5/735, 652-656, 655.3, 655.9, 706, 910,  
5/922, 420; D24/183, 191; 128/845, 101.1  
See application file for complete search history.

(56) **References Cited**

**U.S. PATENT DOCUMENTS**

2,557,269	A *	6/1951	Fox	5/652
4,752,064	A	6/1988	Voss	
4,788,728	A	12/1988	Lake	
5,216,770	A	6/1993	Holt	
5,269,035	A	12/1993	Hartunian	
5,528,784	A	6/1996	Painter	
D389,645	S *	1/1998	Ermini	D6/601
D394,892	S *	6/1998	Peterson	D21/809
D418,711	S *	1/2000	Mettler	D6/601
6,671,907	B1	1/2004	Zubert	
6,681,406	B2 *	1/2004	Yang	2/338
6,698,432	B2	3/2004	Ek	
6,742,207	B1	6/2004	Brown	
6,817,049	B1	11/2004	Hall	
6,842,924	B1	1/2005	Walters	
6,913,019	B2 *	7/2005	Johns et al.	128/845
7,063,085	B2	6/2006	Silva et al.	
7,195,014	B2	3/2007	Hoffman	

2003/0217412 A1\* 11/2003 Johns et al. .... 5/636  
2007/0089743 A1 4/2007 Hoffman

\* cited by examiner

*Primary Examiner*—Janice E Seeger

(74) *Attorney, Agent, or Firm*—Stoll Keenon Ogden PLLC;  
David J. Clement; Stephen C. Hall

(57) **CLAIM**

The ornamental design for a pillow with X straps, as shown and described.

**DESCRIPTION**

FIG. 1 is a perspective top view of a pillow with X straps according to the invention.

FIG. 2 is a top view of a pillow with X straps according to the invention.

FIG. 3 is a front view of a pillow with X straps according to the invention.

FIG. 4 is a left side view with reference to FIG. 3 of a pillow with X straps according to the invention.


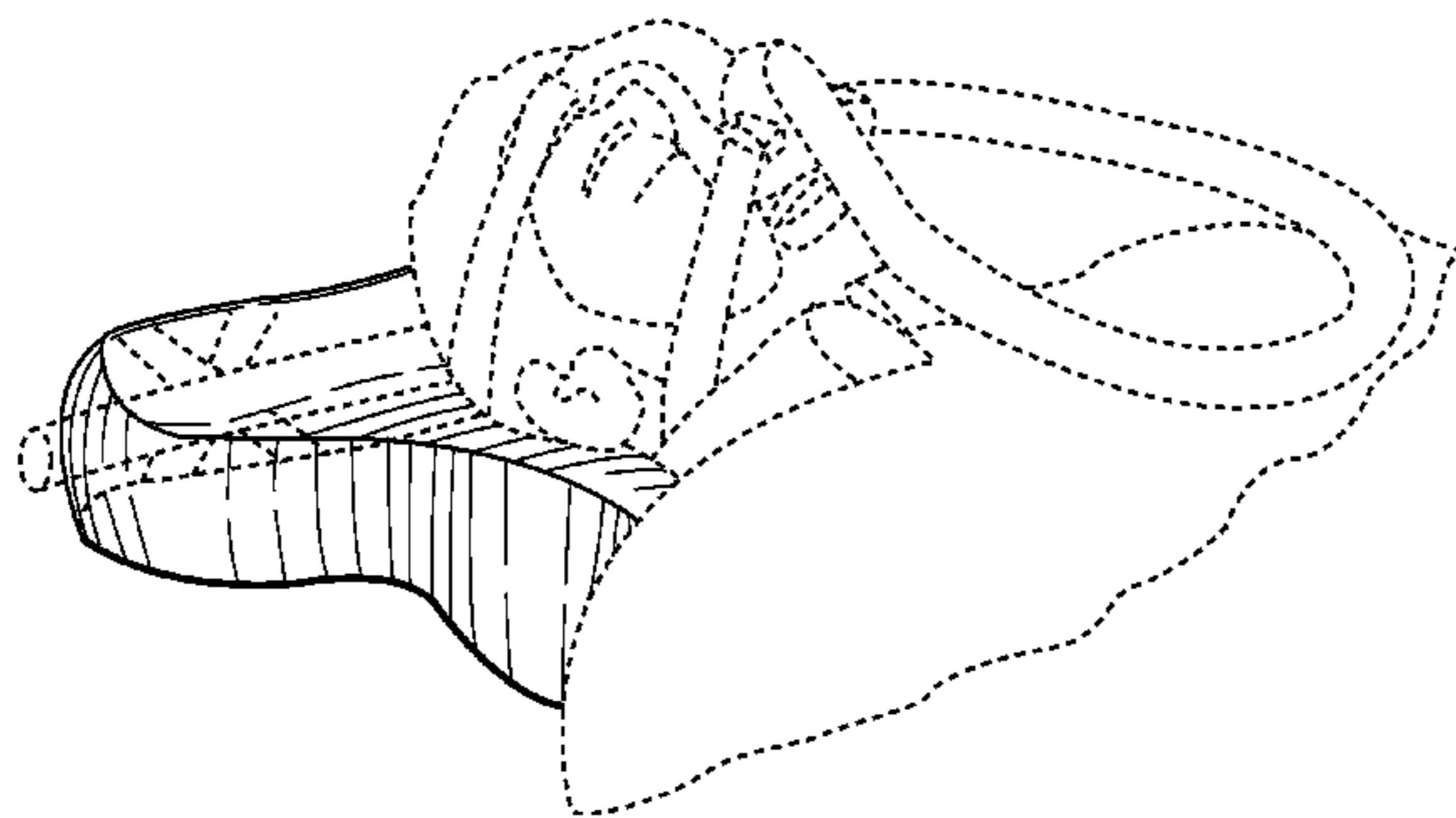
FIG. 5 is a rear view of a pillow with X straps according to the invention.

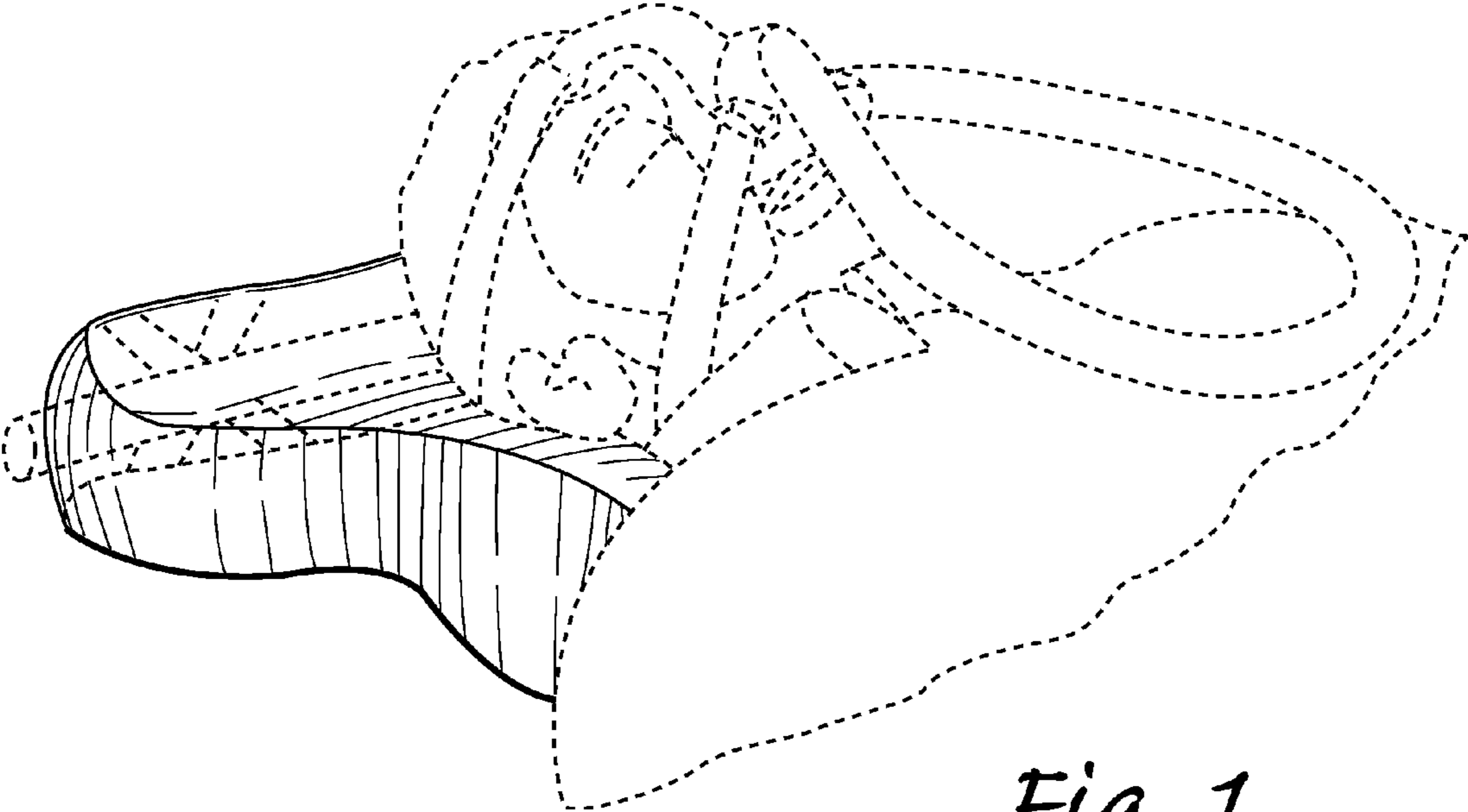
FIG. 6 is a right side view with reference to FIG. 3 of a pillow with X straps according to the invention; and,

FIG. 7 is a bottom view of a pillow with X straps according to the invention.

The broken lines in FIG. 1 showing of the person's head and neck, that person further shown as wearing a sleep mask, are for the purpose of illustrating environmental matter and form no part of the claimed design. The laterally drawn broken lines in FIG. 7 represent environmental matter in the form of a zipper, and form no part of the claimed design.

**1 Claim, 3 Drawing Sheets**

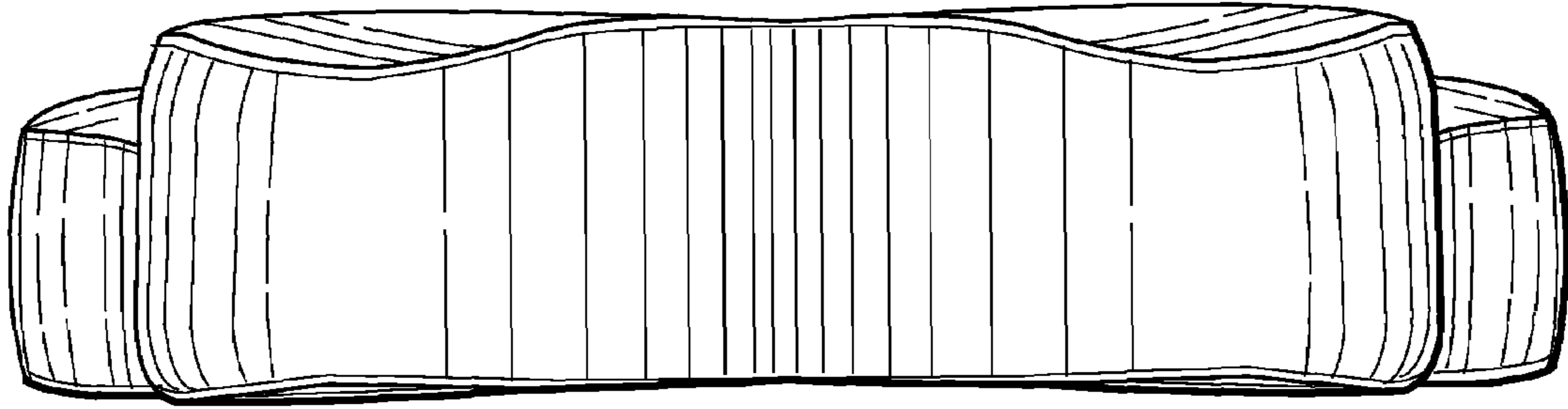




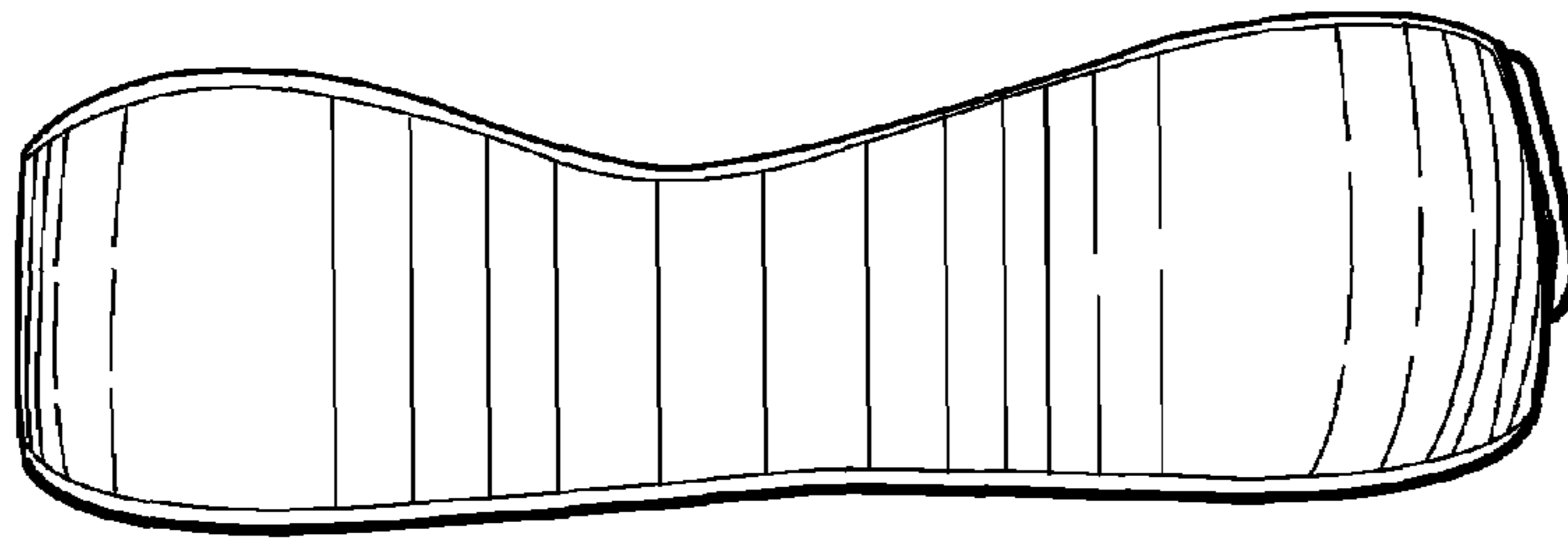
*Fig. 1*




*Fig. 2*



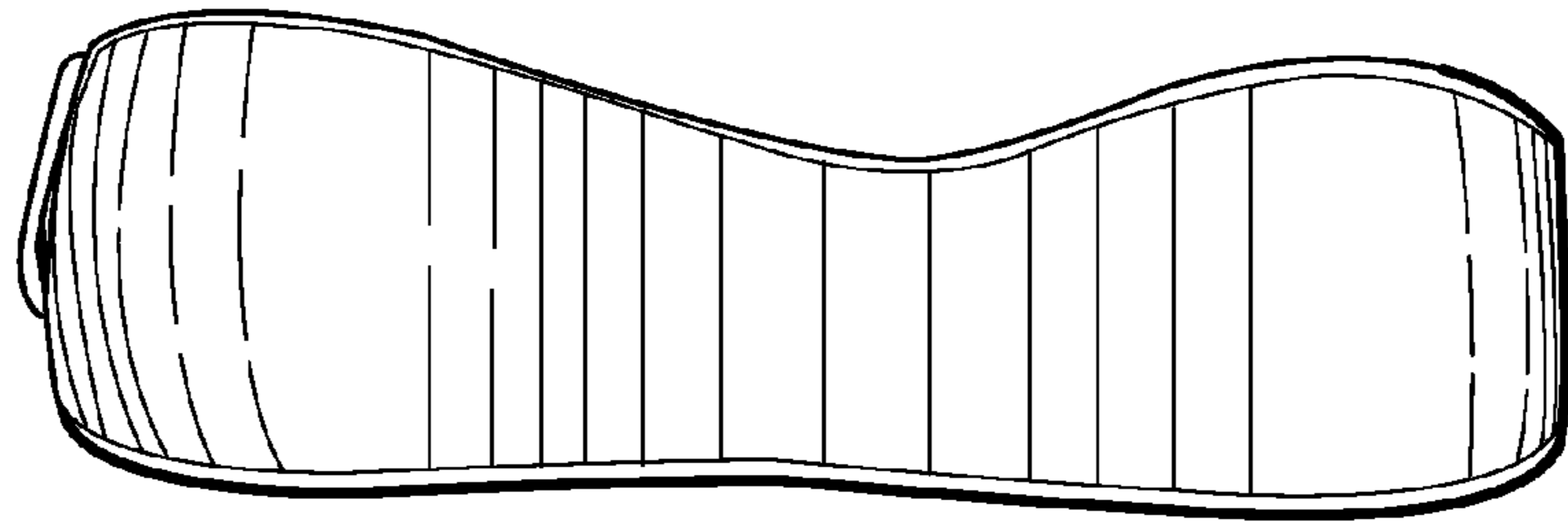
*Fig. 3*



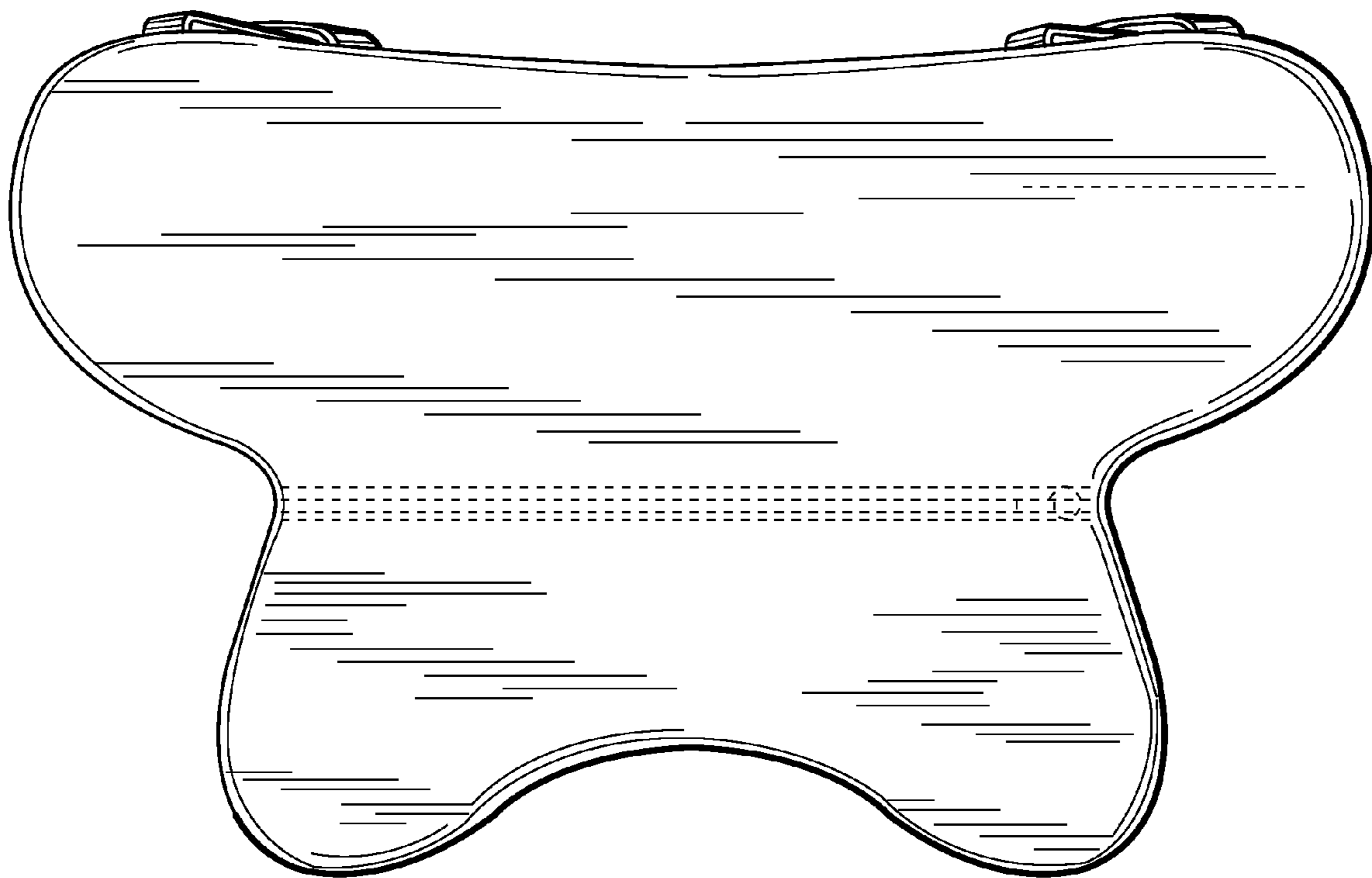
*Fig. 4*



*Fig. 5*



*Fig. 6*



*Fig. 7*