



US00D595524S

(12) **United States Design Patent**
Sammons

(10) **Patent No.:** **US D595,524 S**

(45) **Date of Patent:** **** Jul. 7, 2009**

(54) **SCENTED PILLOW LINER**

(76) **Inventor:** **Lynne A Sammons**, 13523 Via Chianti
La., Cypress, TX (US) 77429

(**) **Term:** **14 Years**

(21) **Appl. No.:** **29/328,451**

(22) **Filed:** **Nov. 24, 2008**

(51) **LOC (9) Cl.** **06-09**

(52) **U.S. Cl.** **D6/596; D6/601**

(58) **Field of Classification Search** D6/595,
D6/596, 599, 601, 608, 602, 603, 606; 5/417-420,
5/482, 484, 487, 489-491, 641, 495, 496,
5/501, 502

See application file for complete search history.

(56) **References Cited**

U.S. PATENT DOCUMENTS

2,112,963	A *	4/1938	Jones	15/208
2,614,273	A *	10/1952	Yancofski	5/484
5,099,532	A *	3/1992	Thomas et al.	5/484
5,685,257	A *	11/1997	Feibus	119/28.5
D416,160	S *	11/1999	Garcia, Sr.	D6/601
6,430,764	B1 *	8/2002	Peters	5/641
D590,199	S *	4/2009	Kent	D6/603

* cited by examiner

Primary Examiner—Janice E Seeger

(74) *Attorney, Agent, or Firm*—John K. Buche; Buche & Associates, P.C.

(57) **CLAIM**

The ornamental design for a scented pillow liner, as shown and described.

DESCRIPTION

FIG. 1 is a perspective view of the top side of a scented pillow liner showing my new design;

FIG. 2 is a top view of the scented pillow liner;

FIG. 3 is a detailed view of a rounded edge of the scented pillow liner including a snakelike compressed section having depth;

FIG. 4 is a bottom view of the scented pillow liner;

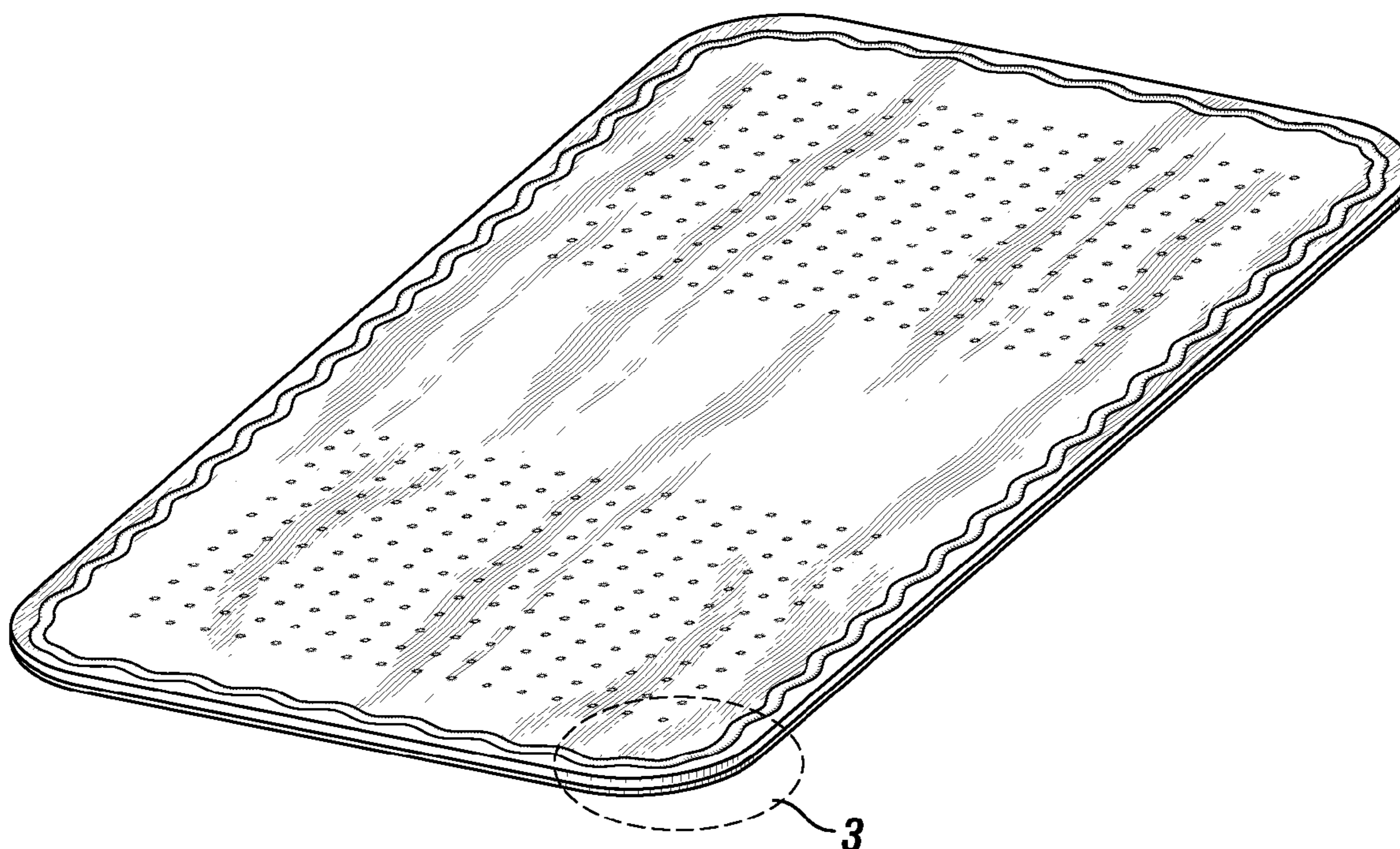
FIG. 5 is a side edge view of the scented pillow liner, the left and right side edges being mirror images of one another;


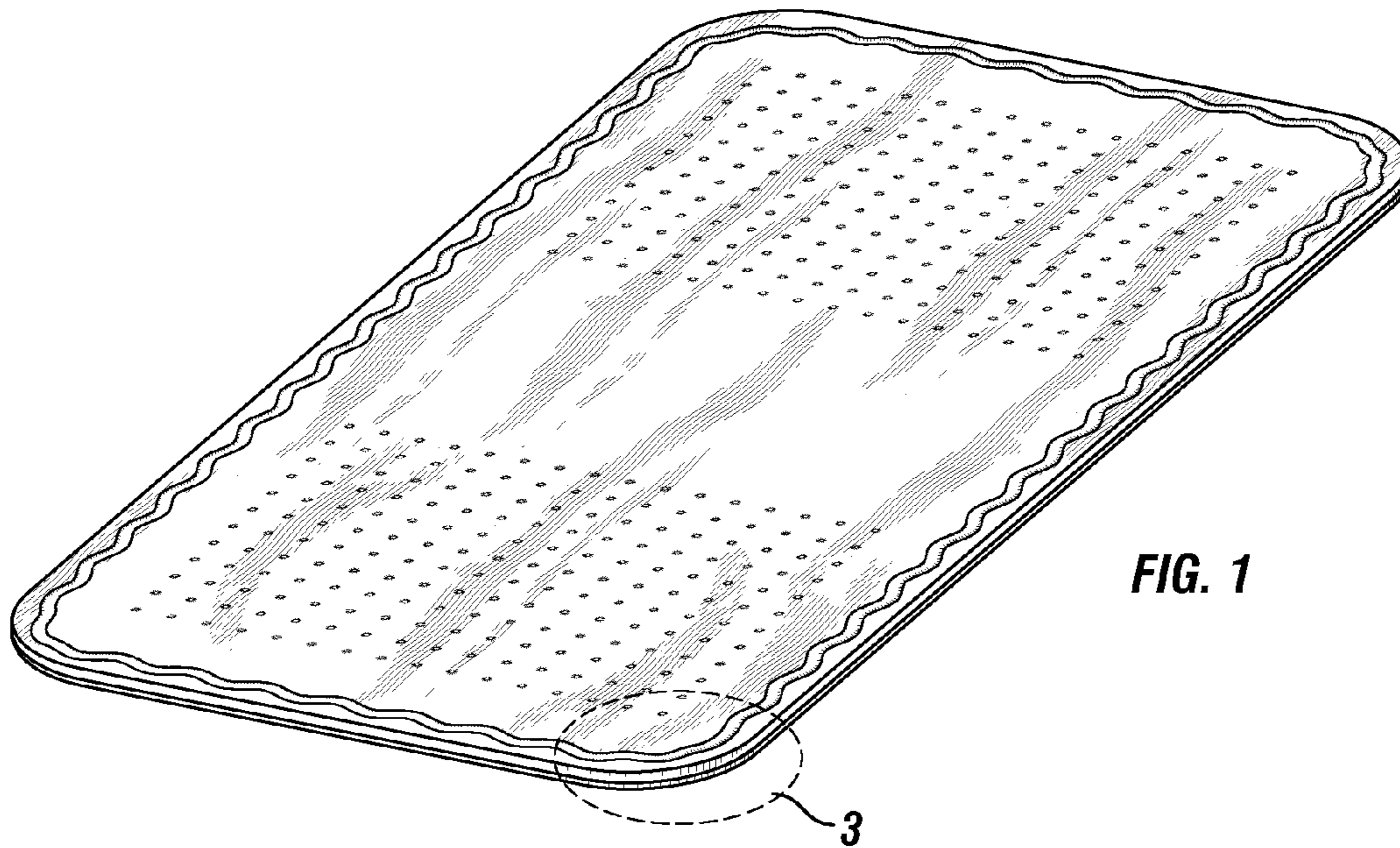
FIG. 6 is a front edge view of the scented pillow liner, the rear edge being a mirror image of the front edge;

FIG. 7 is a perspective view of the bottom side of the scented pillow liner; and,

FIG. 8 is a perspective view of the scented pillow liner including a partial phantom image thereof, the broken lines showing the environmental structure in FIG. 8 are for illustrative purposes only and form no part of the claimed design.

1 Claim, 3 Drawing Sheets





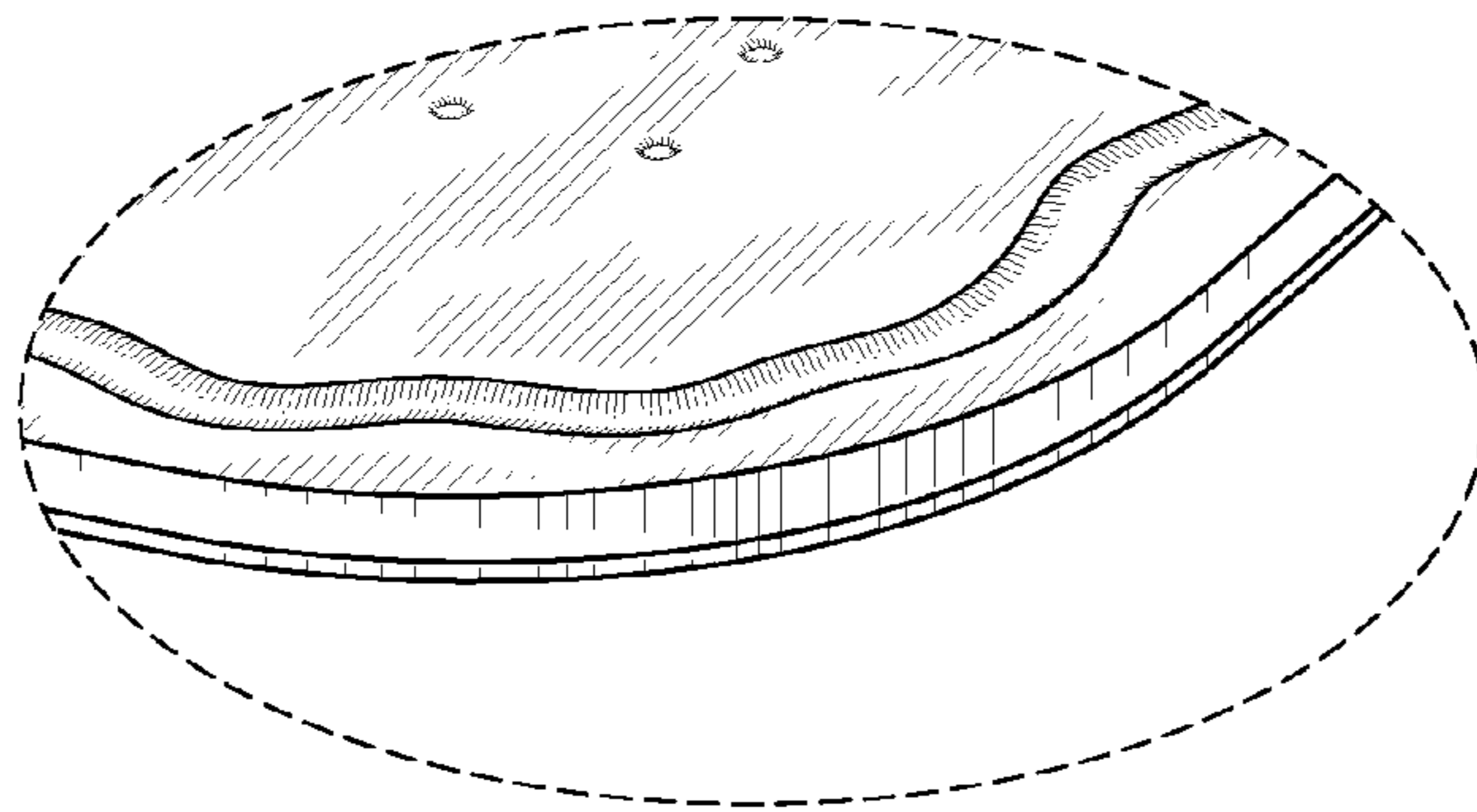


FIG. 3




FIG. 4

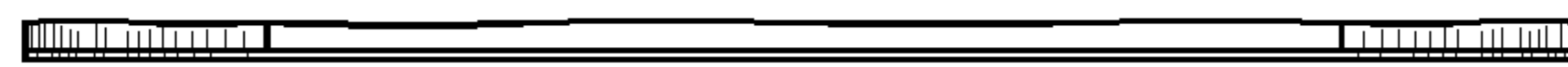


FIG. 5



FIG. 6

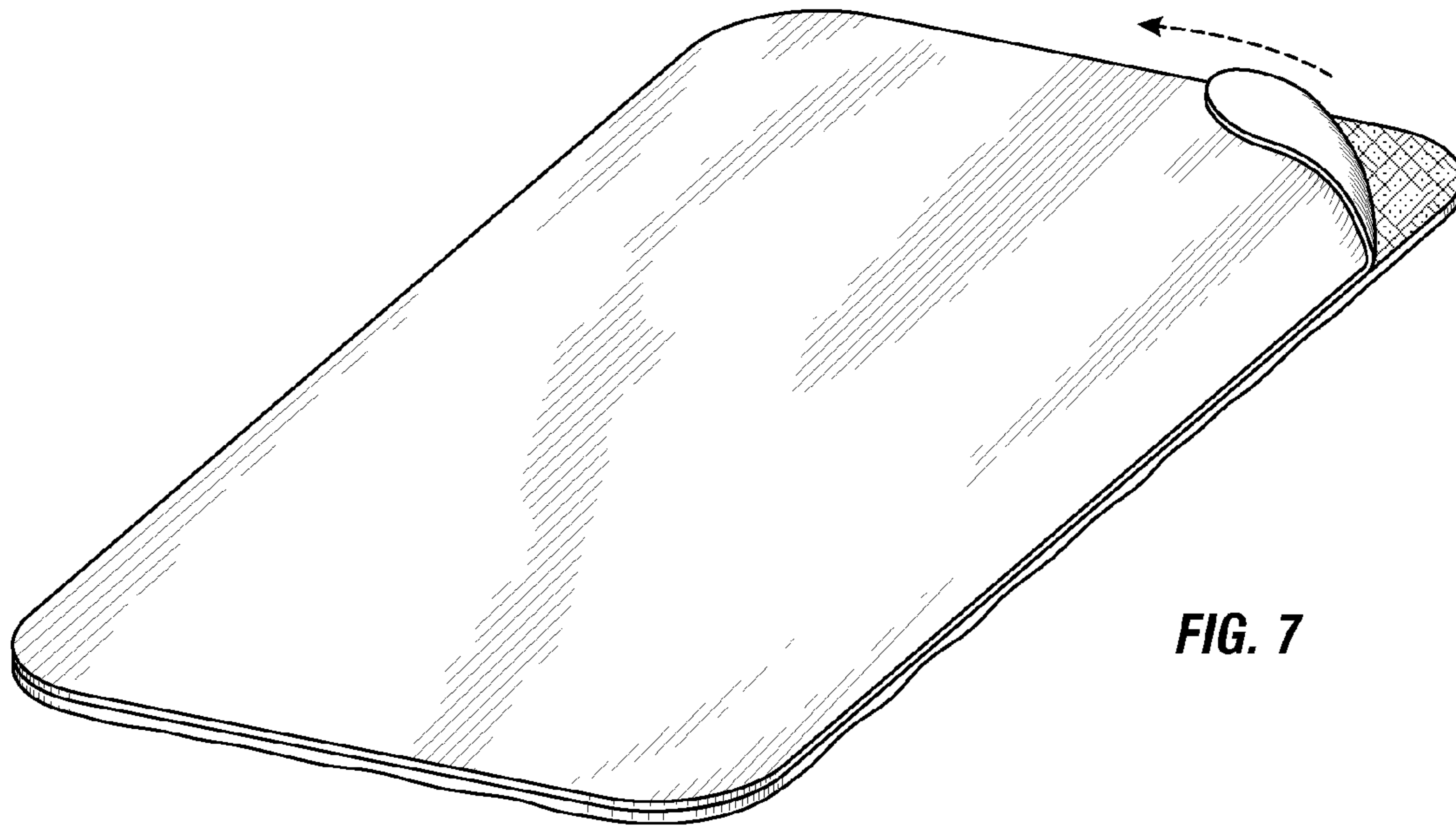


FIG. 7

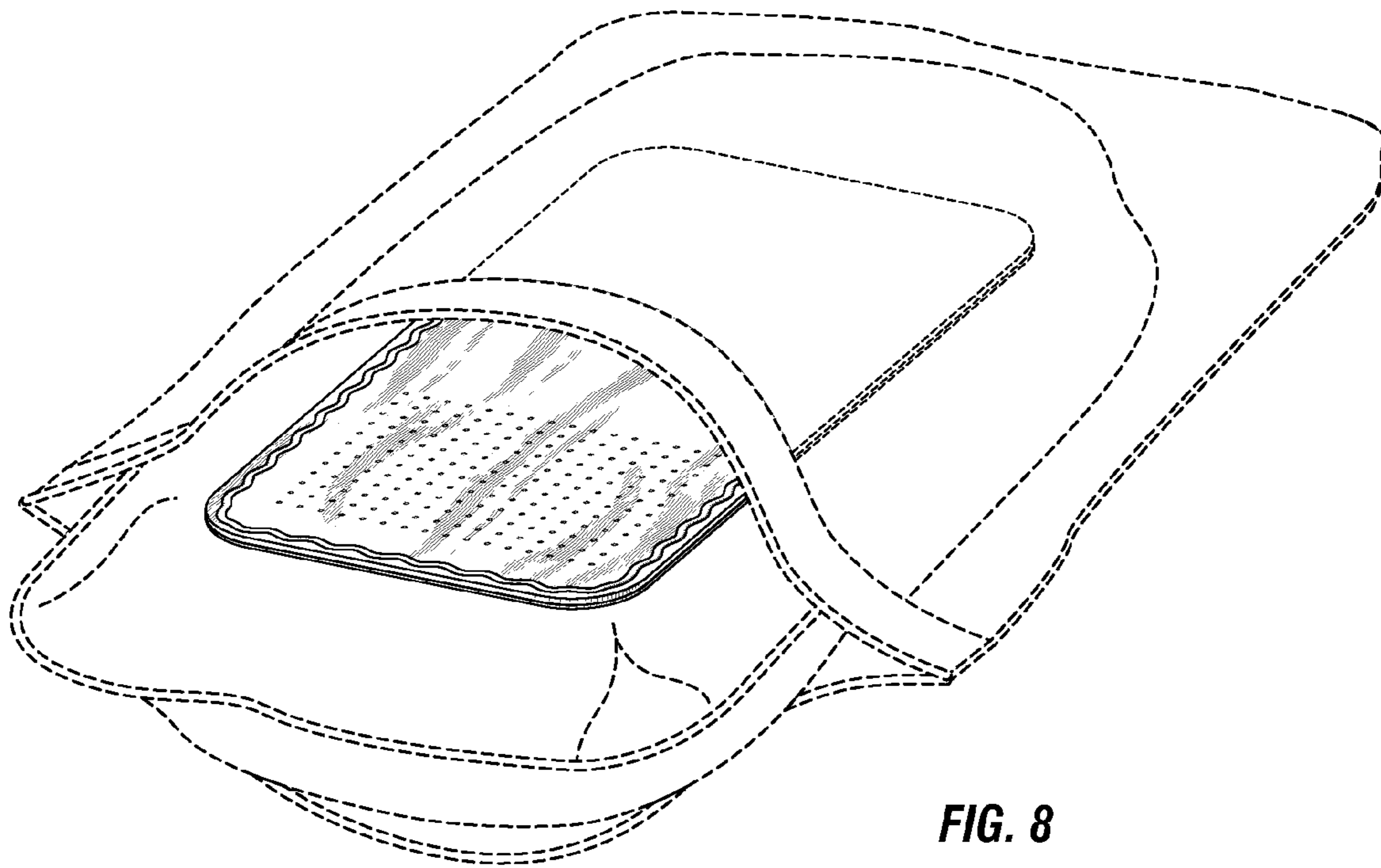


FIG. 8