



US00D595519S

(12) **United States Design Patent**  
**Ferguson**

(10) **Patent No.:** **US D595,519 S**

(45) **Date of Patent:** **\*\* Jul. 7, 2009**

(54) **JEWELRY ORGANIZER**

(75) Inventor: **Christopher Ferguson**, 173 Jones Creek Dr., Jupiter, FL (US) 33458

(73) Assignee: **Christopher Ferguson**, Jupiter, FL (US)

(\*\*) Term: **14 Years**

(21) Appl. No.: **29/328,080**

(22) Filed: **Nov. 18, 2008**

(51) **LOC (9) Cl.** ..... **06-04**

(52) **U.S. Cl.** ..... **D6/476**

(58) **Field of Classification Search** ..... D6/476,  
D6/510, 478, 467; D3/201, 304, 310-313,  
D3/315; 312/348.3; 211/126.4; 206/503-504,  
206/506, 509, 214

See application file for complete search history.

(56) **References Cited**

**U.S. PATENT DOCUMENTS**

2,170,709 A \* 8/1939 Cutrow ..... 206/1.8  
D165,797 S \* 1/1952 Shanahan ..... D6/471  
D322,989 S \* 1/1992 Wood ..... D19/75  
D331,045 S \* 11/1992 Moerke ..... D14/457

D347,419 S \* 5/1994 Jackson ..... D12/414.1  
D520,239 S \* 5/2006 Rand et al. .... D3/304  
D539,036 S \* 3/2007 Potts et al. .... D3/311  
D547,973 S \* 8/2007 Brown et al. .... D6/476

\* cited by examiner

*Primary Examiner*—Elizabeth A Albert  
*Assistant Examiner*—Kelley A Donnelly

(57) **CLAIM**

The ornamental design for a jewelry organizer, as shown and described.

**DESCRIPTION**

FIG. 1 is a perspective view of the jewelry organizer of the instant invention;

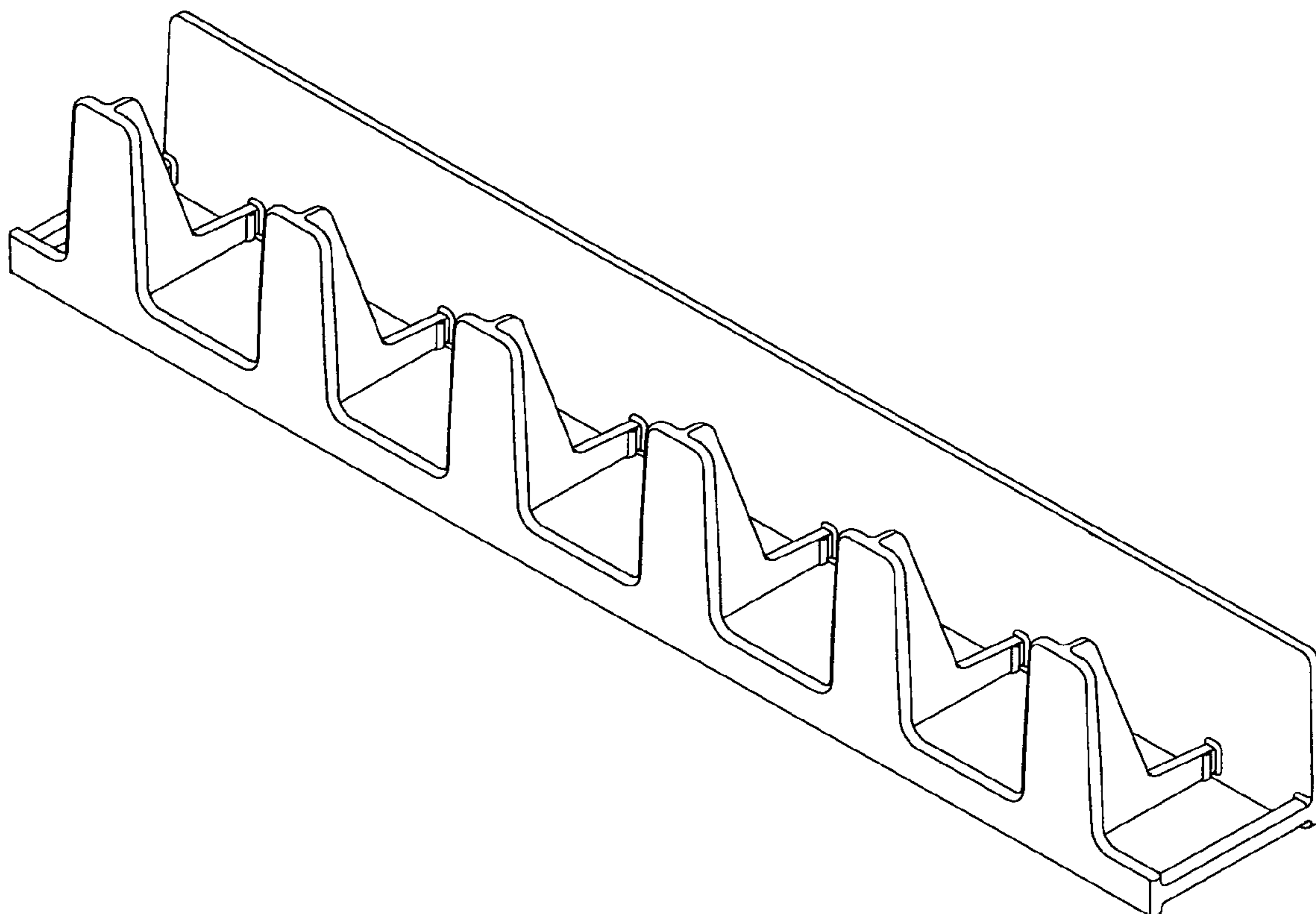
FIG. 2 is a front view thereof;

FIG. 3 is a top view thereof; and,

FIG. 4 is a left side view, the right side view being a mirror image thereof.

The broken lines showing in FIG. 3 are for environmental purposes only and form no part of the claimed design.

**1 Claim, 2 Drawing Sheets**



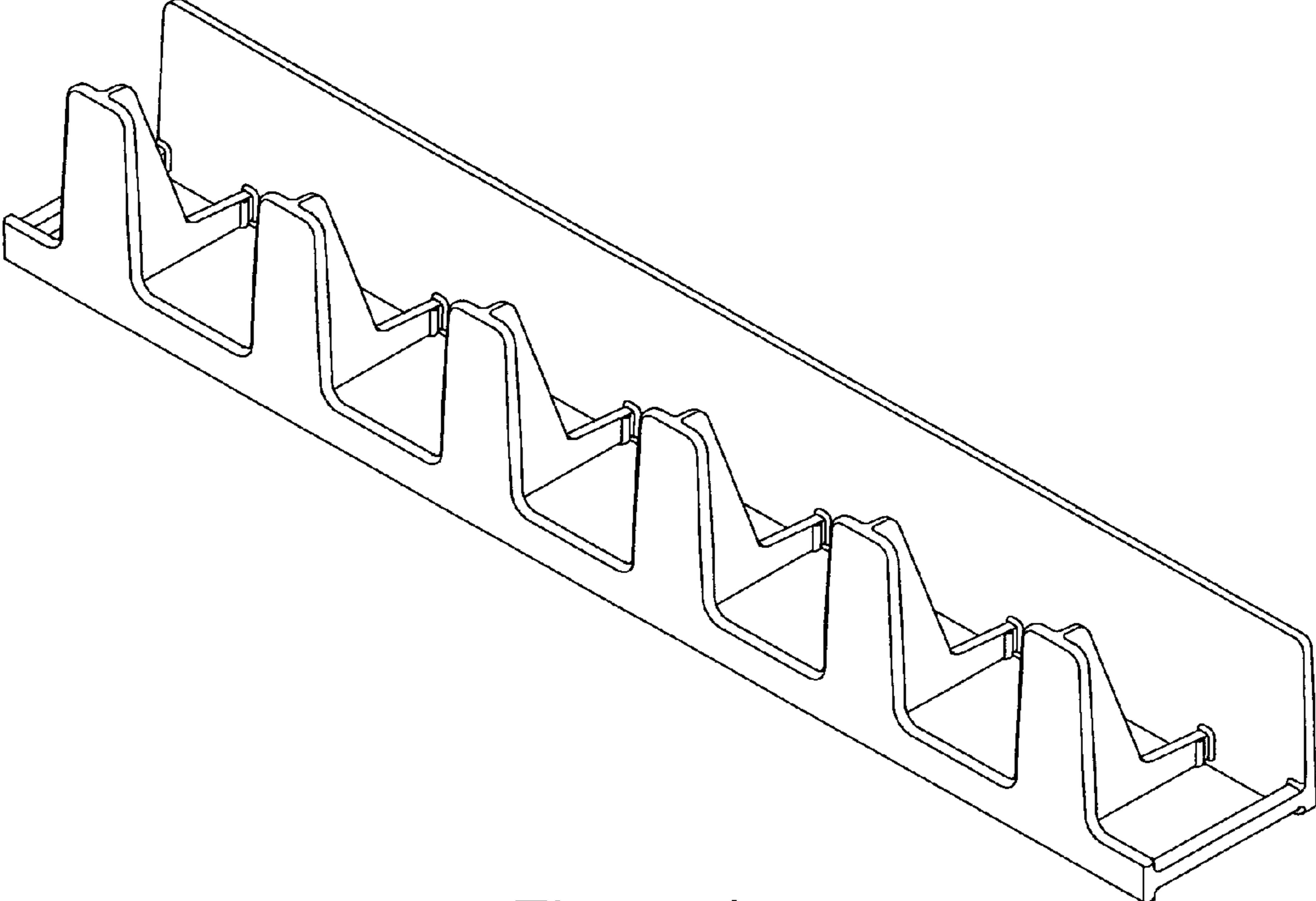


Figure 1

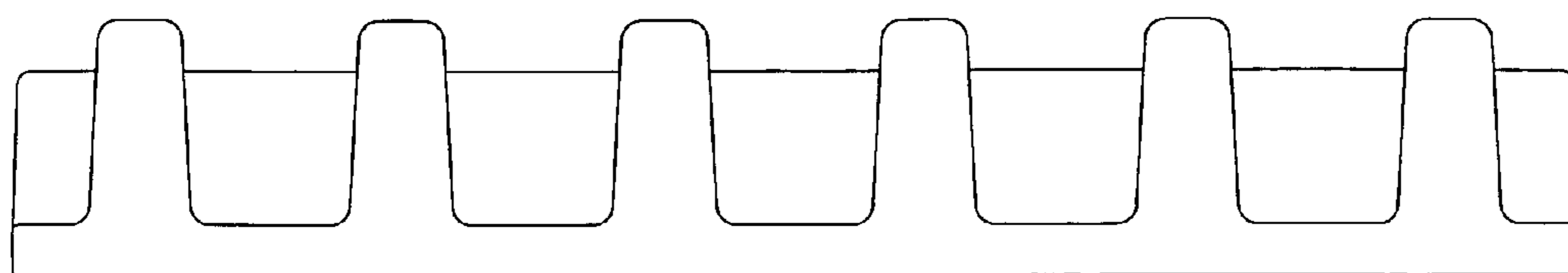


Figure 2




Figure 3

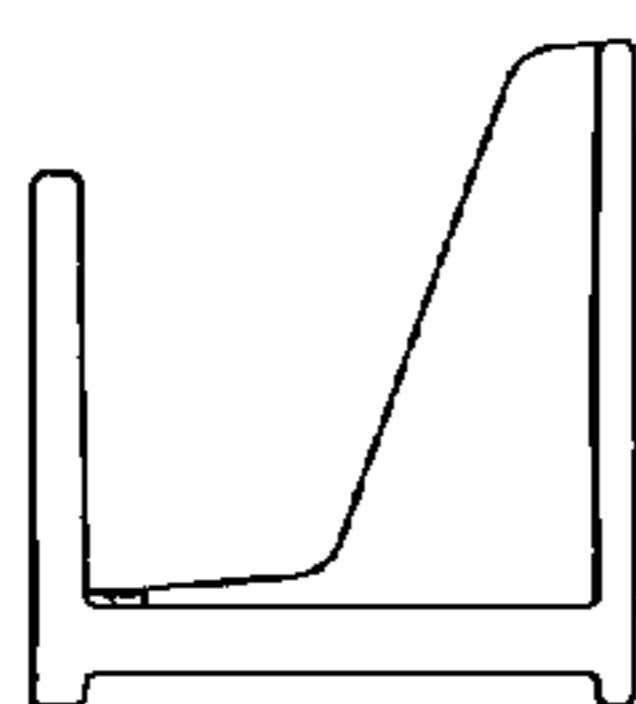


Figure 4