



US00D595495S

(12) **United States Design Patent**  
**Mayden**

(10) **Patent No.:** **US D595,495 S**  
(45) **Date of Patent:** **\*\* Jul. 7, 2009**

(54) **SHOE UPPER**

D550,934 S 9/2007 Mathieu et al.  
D577,179 S 9/2008 Della Valle

(75) Inventor: **Jason Carter Mayden**, Beaverton, OR  
(US)

**OTHER PUBLICATIONS**

(73) Assignee: **NIKE, Inc.**, Beaverton, OR (US)

Nike Footwear Catalog, Fall 1988, pp. 30, 40 and 60, published Dec. 1987.

(\*\*) Term: **14 Years**

Nike Footwear Catalog, Fall 1989, pp. 22 and 40, published Dec. 1988.

(21) Appl. No.: **29/334,457**

Nike Footwear Catalog, Fall 1990, p. 138, published Dec. 1989.

(22) Filed: **Mar. 26, 2009**

Nike Footwear Catalog, Fall 1991, p. 114, published Dec. 1990.

(51) **LOC (9) Cl.** ..... **02-99**

Nike Footwear Catalog, Spring 1991, p. 28, published Jun. 1990.

(52) **U.S. Cl.** ..... **D2/972**

Nike Footwear Catalog, Fall 1992, p. 34, published Dec. 1991.

(58) **Field of Classification Search** ..... D2/896,  
D2/902, 906-912, 943, 944, 969, 972-974;  
36/45-49, 50.1, 77 M, 77 R, 83, 88, 113,  
36/114, 126-131

Nike Footwear Catalog, Fall 2001, p. W11, published Nov. 2000.

Nike Footwear Catalog, Holiday 2004, p. 33, published Mar. 2004.

Nike Footwear Catalog, Fall 2005, p. 41, published Nov. 2004.

Nike Footwear Catalog, Holiday 2005, p. 12, published Mar. 2005.

Nike Footwear Catalog, Fall 1993, p. 32, published Dec. 1992.

See application file for complete search history.

\* cited by examiner

*Primary Examiner*—Dominic Simone

(74) *Attorney, Agent, or Firm*—Banner & Witcoff, Ltd.

(56) **References Cited**

(57) **CLAIM**

**U.S. PATENT DOCUMENTS**

The ornamental design for a shoe upper, as shown and described

D181,680 S *	12/1957	Shearer	.....	D2/944
D239,217 S	3/1976	Lloyd		
D239,478 S	4/1976	Senter		
D239,479 S	4/1976	Senter		
D272,964 S	3/1984	Feigelstock		
D283,366 S	4/1986	Chassaing		
D283,463 S	4/1986	Chassaing		
D290,541 S	6/1987	O'Rourke		
D311,268 S	10/1990	Hatfield		
D316,928 S	5/1991	Rogers		
D317,825 S	7/1991	Rogers		
D327,360 S	6/1992	Graham		
D327,565 S	7/1992	Graham		
D331,145 S	11/1992	Cheng		
D335,386 S	5/1993	Greene		
D367,754 S	3/1996	James		
D394,742 S	6/1998	Gaudio		
D431,897 S	10/2000	Morris et al.		
D446,920 S	8/2001	Duclos		
D480,553 S *	10/2003	Adams et al.	.....	D2/969
D547,938 S *	8/2007	Morris	.....	D2/972
D548,442 S *	8/2007	Hulbert	.....	D2/969

**DESCRIPTION**

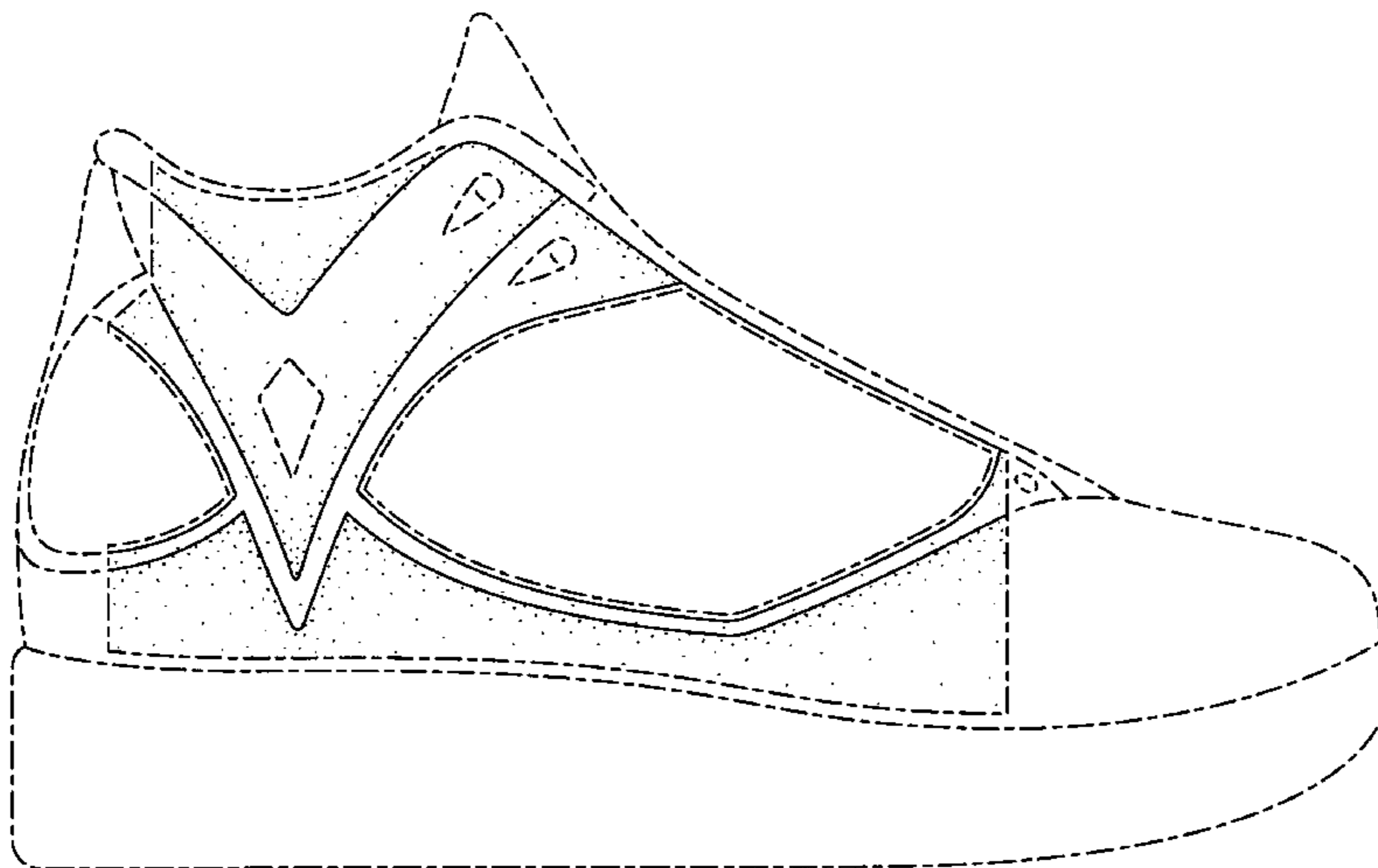
FIG. 1 is a front perspective view of a shoe upper showing my new design;

FIG. 2 is a rear perspective view thereof; and,

FIG. 3 is a lateral side view thereof.

The broken line showing of the two tear drop shaped lacing element, the diamond shaped element and the two large patches inside of the claimed area is for environmental purposes only, and forms no part of the claimed design. The broken line showing that is immediately adjacent to the shaded area represents an unclaimed boundary of the design. The broken showing of the remainder of the shoe is for environmental purposes only and forms no part of the claimed design.

**1 Claim, 3 Drawing Sheets**



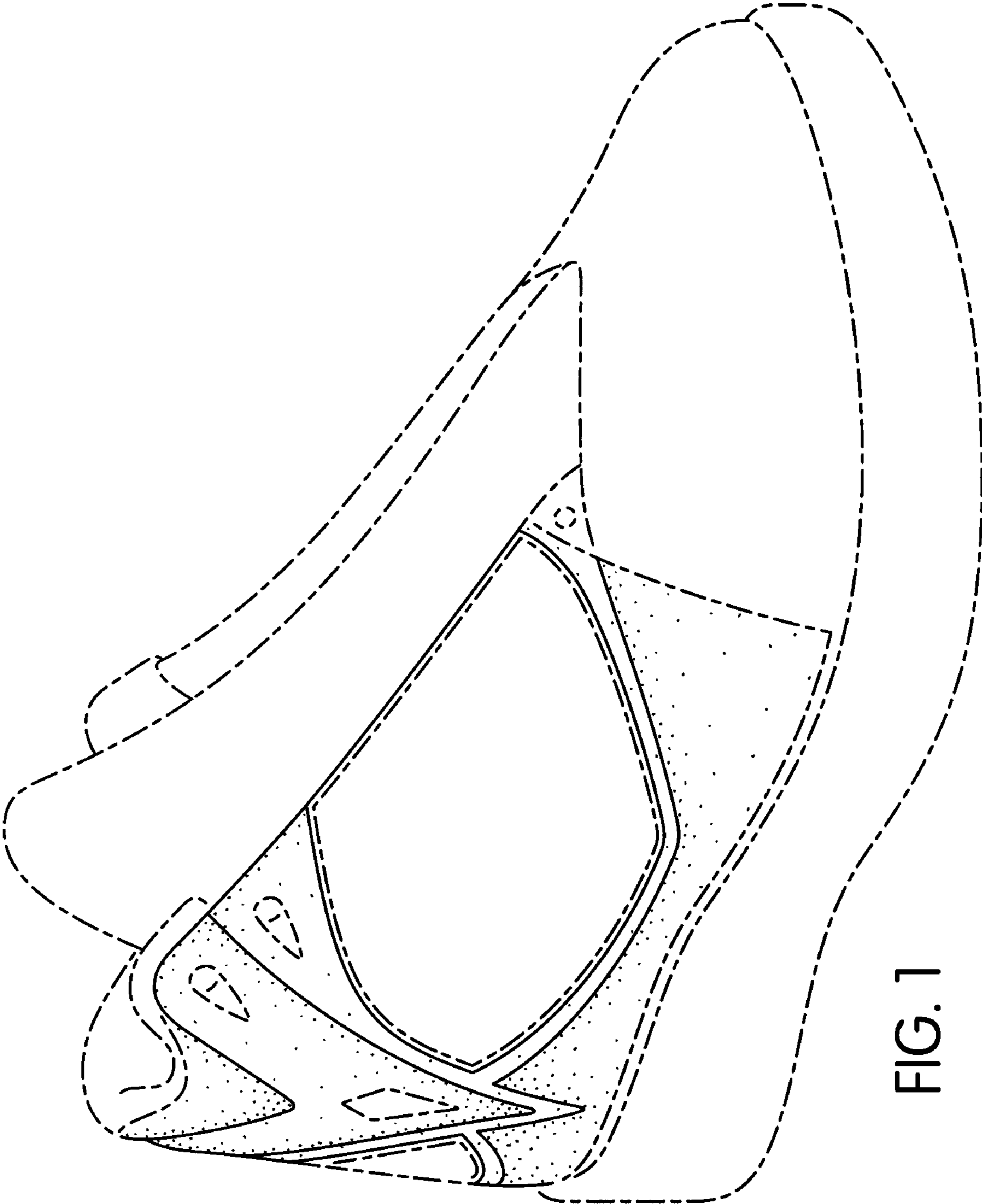


FIG. 1

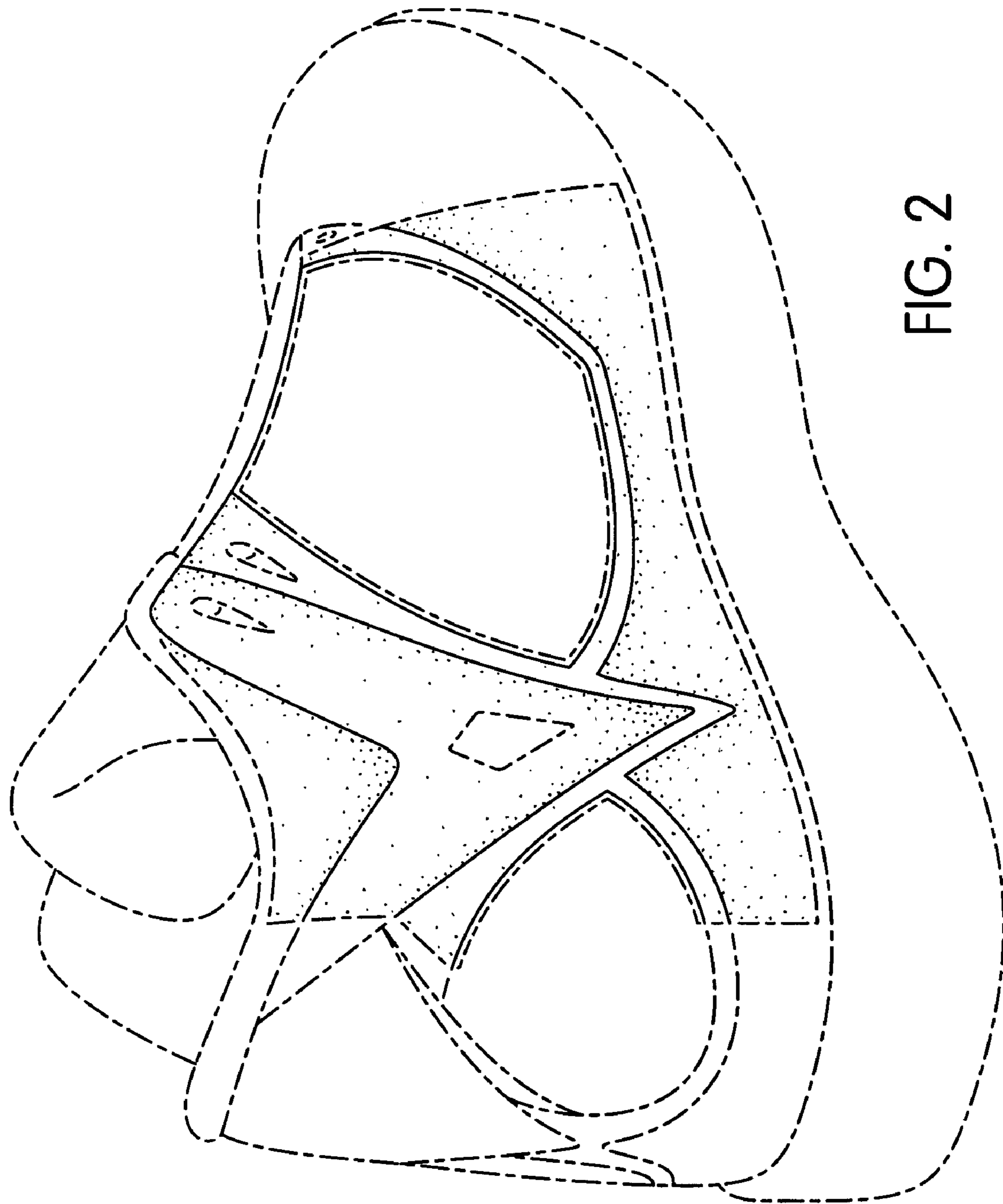


FIG. 2

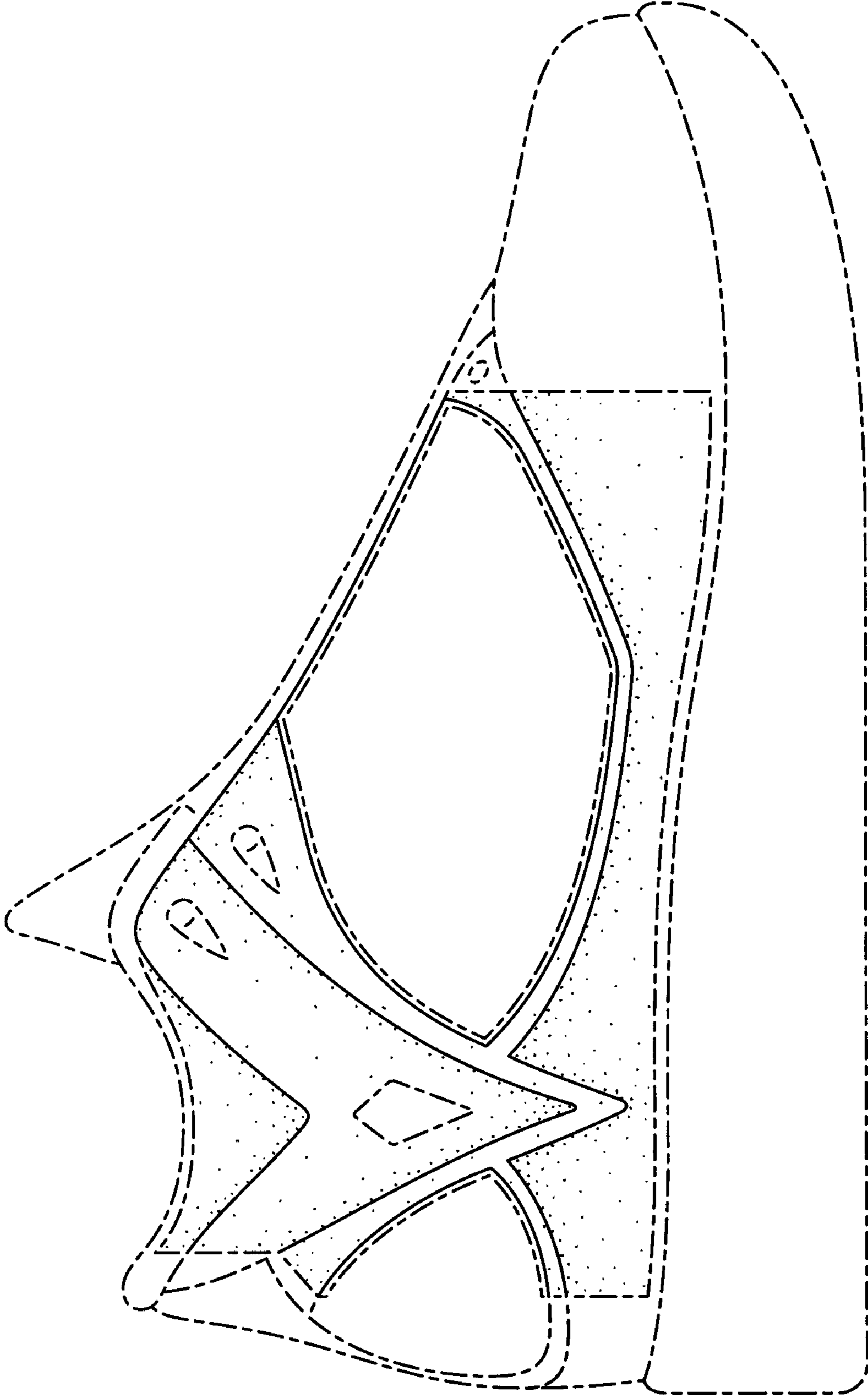


FIG. 3