



US00D595488S

(12) **United States Design Patent**
Banik et al.

(10) **Patent No.:** **US D595,488 S**
(45) **Date of Patent:** **** Jul. 7, 2009**

(54) **FOOTWEAR SOLE**

(75) Inventors: **Gary J. Banik**, Boulder, CO (US);
Martin W. F. Dean, St. Albans (GB)

(73) Assignee: **Wolverine World Wide, Inc.**, Rockford, MI (US)

(**) Term: **14 Years**

(21) Appl. No.: **29/312,630**

(22) Filed: **Nov. 3, 2008**

(51) **LOC (9) Cl.** **02-04**

(52) **U.S. Cl.** **D2/954; D2/951; D2/953;**
D2/955; D2/957; D2/960

(58) **Field of Classification Search** D2/902,
D2/947, 951, 952, 953, 954, 955, 956, 957,
D2/959, 960, 962; 36/117.3, 126, 127, 134,
36/7.7, 7.6, 59 C, 59 A, 67 A, 25 R
See application file for complete search history.

(56) **References Cited**

U.S. PATENT DOCUMENTS

| | | | | |
|----------------|---------|-------------------|-------|--------|
| D323,577 S * | 2/1992 | Kayano | | D2/955 |
| D325,806 S * | 5/1992 | Austin | | D2/955 |
| D325,808 S * | 5/1992 | Austin | | D2/955 |
| D396,549 S * | 8/1998 | von Conta et al. | | D2/955 |
| D447,616 S * | 9/2001 | Bandini et al. | | D2/954 |
| D447,854 S * | 9/2001 | Rogers | | D2/957 |
| D487,331 S * | 3/2004 | Rogers et al. | | D2/952 |
| 6,775,930 B2 * | 8/2004 | Fuerst | | 36/103 |
| D504,005 S * | 4/2005 | Schoenborn et al. | | D2/952 |
| D504,757 S * | 5/2005 | Schoenborn et al. | | D2/952 |
| D512,208 S * | 12/2005 | Kubo et al. | | D2/960 |
| D512,818 S * | 12/2005 | Mitani et al. | | D2/953 |
| D512,819 S * | 12/2005 | Usuki et al. | | D2/953 |
| D514,286 S * | 2/2006 | Kayano et al. | | D2/955 |
| D518,279 S * | 4/2006 | Schoenborn et al. | | D2/953 |
| D546,532 S * | 7/2007 | Matis et al. | | D2/953 |
| D550,437 S | 9/2007 | Belley et al. | | |
| D552,835 S * | 10/2007 | Belley et al. | | D2/955 |
| D555,887 S * | 11/2007 | Link | | D2/955 |
| D559,509 S * | 1/2008 | Hayes | | D2/954 |

| | | | | |
|-------------------|---------|-------------------|-------|---------|
| D566,935 S * | 4/2008 | Matis et al. | | D2/956 |
| D566,936 S * | 4/2008 | Schoenborn et al. | | D2/956 |
| D566,938 S * | 4/2008 | Matis et al. | | D2/957 |
| D569,594 S * | 5/2008 | Horne et al. | | D2/958 |
| D570,582 S * | 6/2008 | Roy et al. | | D2/953 |
| D571,086 S * | 6/2008 | Yamashita et al. | | D2/953 |
| D571,090 S * | 6/2008 | Fujita et al. | | D2/956 |
| D575,946 S * | 9/2008 | Mitani et al. | | D2/967 |
| D578,283 S * | 10/2008 | Duffy | | D2/955 |
| D580,141 S * | 11/2008 | Banik et al. | | D2/954 |
| 2003/0172548 A1 * | 9/2003 | Fuerst | | 36/28 |
| 2006/0272180 A1 * | 12/2006 | Hay | | 36/25 R |
| 2006/0288612 A1 * | 12/2006 | Lucas et al. | | 36/28 |

OTHER PUBLICATIONS

Merrell Performance Footwear Spring 2000 Catalog, p. 41.
Merrell Spring 2009 Catalog, p. 28.

* cited by examiner

Primary Examiner—Celia A Murphy

(74) *Attorney, Agent, or Firm*—Warner Norcross & Judd LLP

(57) **CLAIM**

The ornamental design for footwear sole, as shown and described.

DESCRIPTION

FIG. 1 is a perspective view of the footwear sole embodying the new design;

FIG. 2 is a bottom view thereof;

FIG. 3 is a right side view thereof;

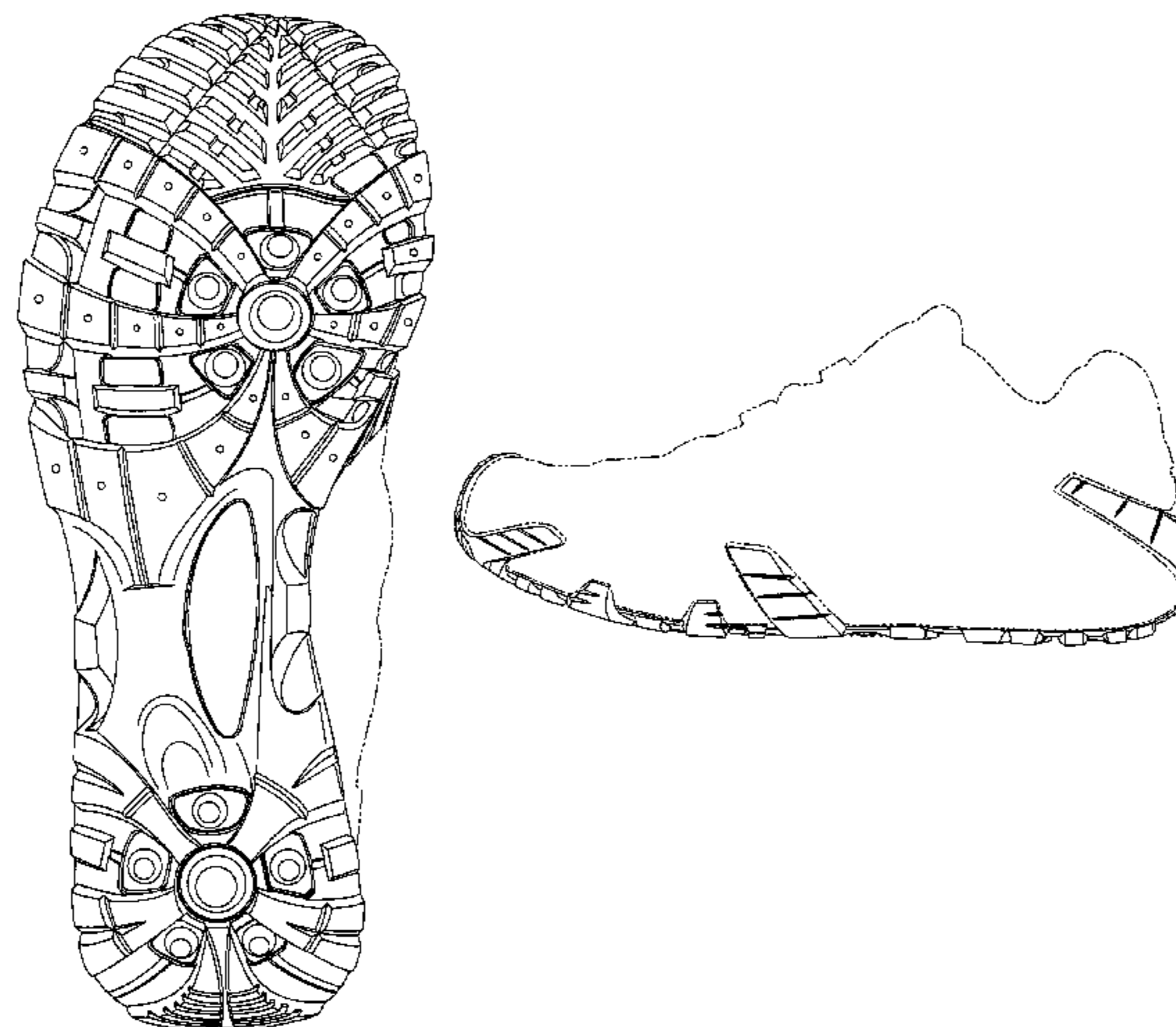
FIG. 4 is a left side view thereof;

FIG. 5 is a front view thereof; and,

FIG. 6 is a rear view thereof.

FIGS. 1–6 show features of an article of footwear in phantom lines. These features are shown for environmental purposes and do not form any part of the claimed design. Further, the phantom lines immediately adjacent the solid-line portions of the design form the boundary of the design, with the phantom lines forming no part of the claimed design.

1 Claim, 4 Drawing Sheets



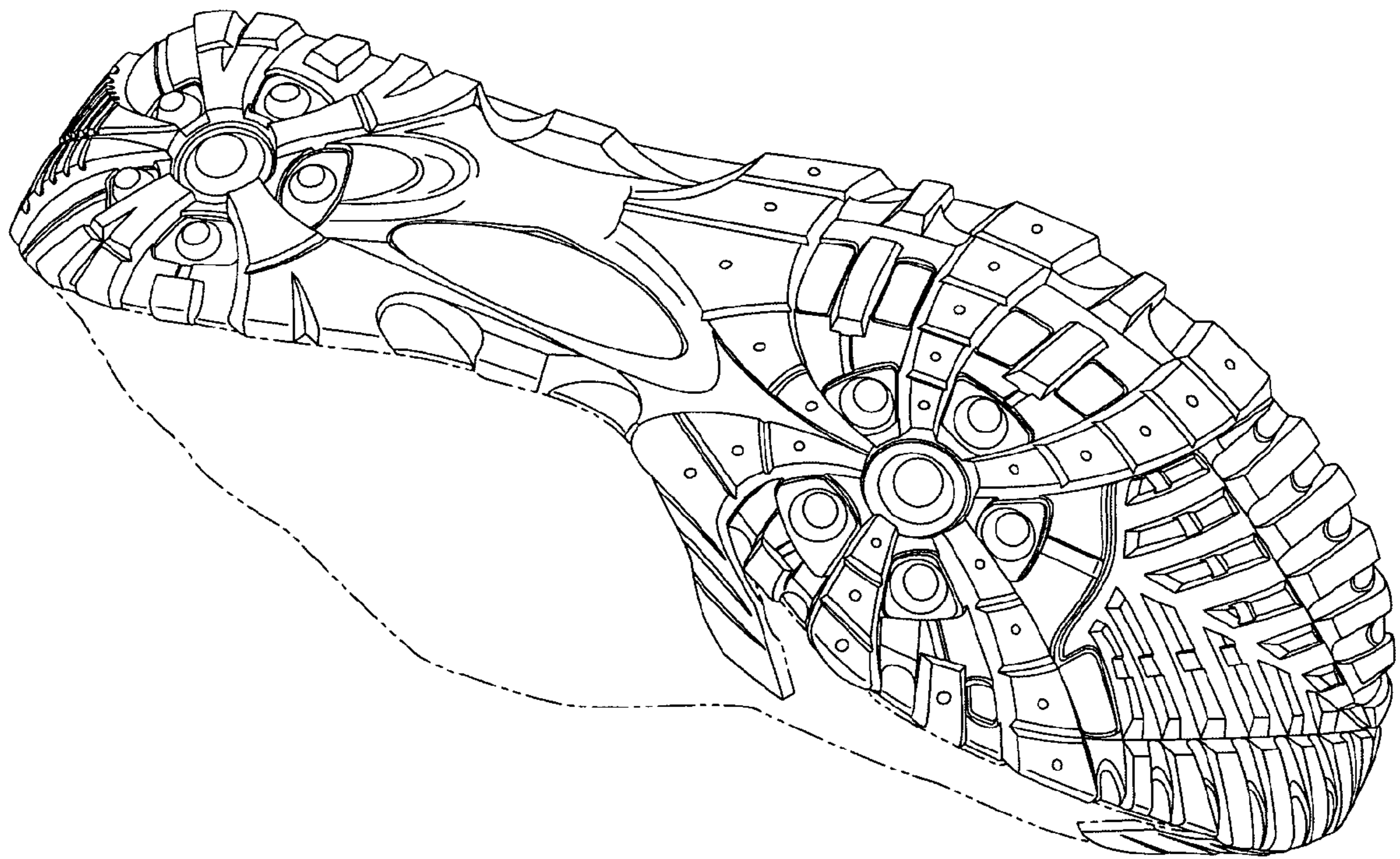


Fig. 1

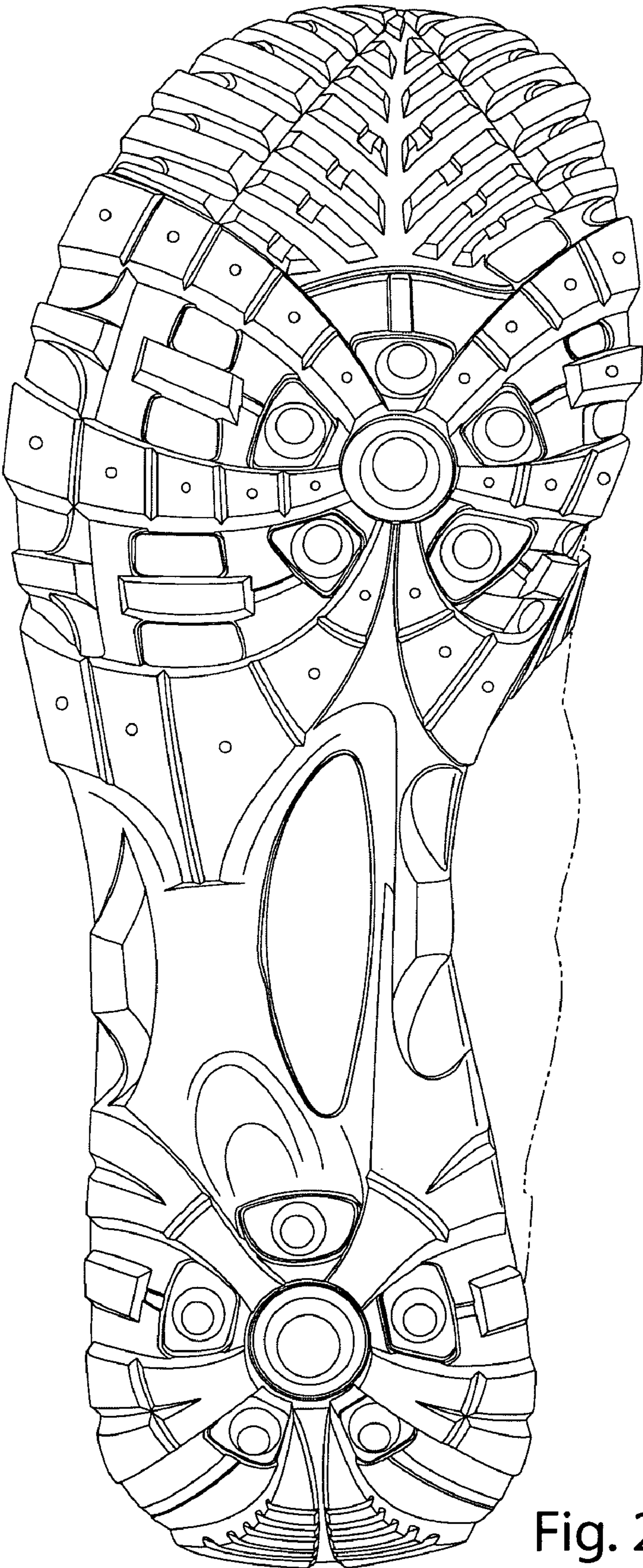


Fig. 2

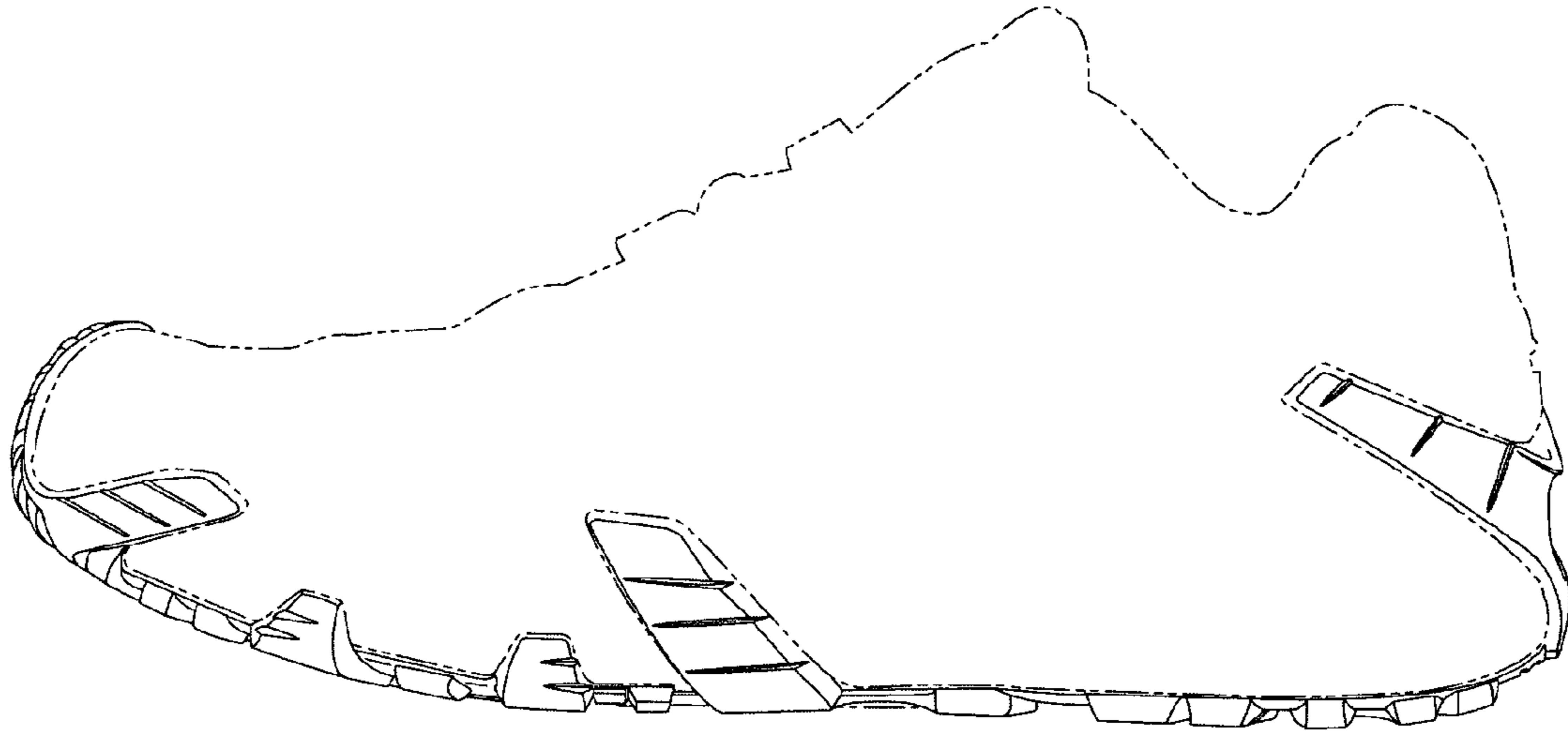


Fig. 3

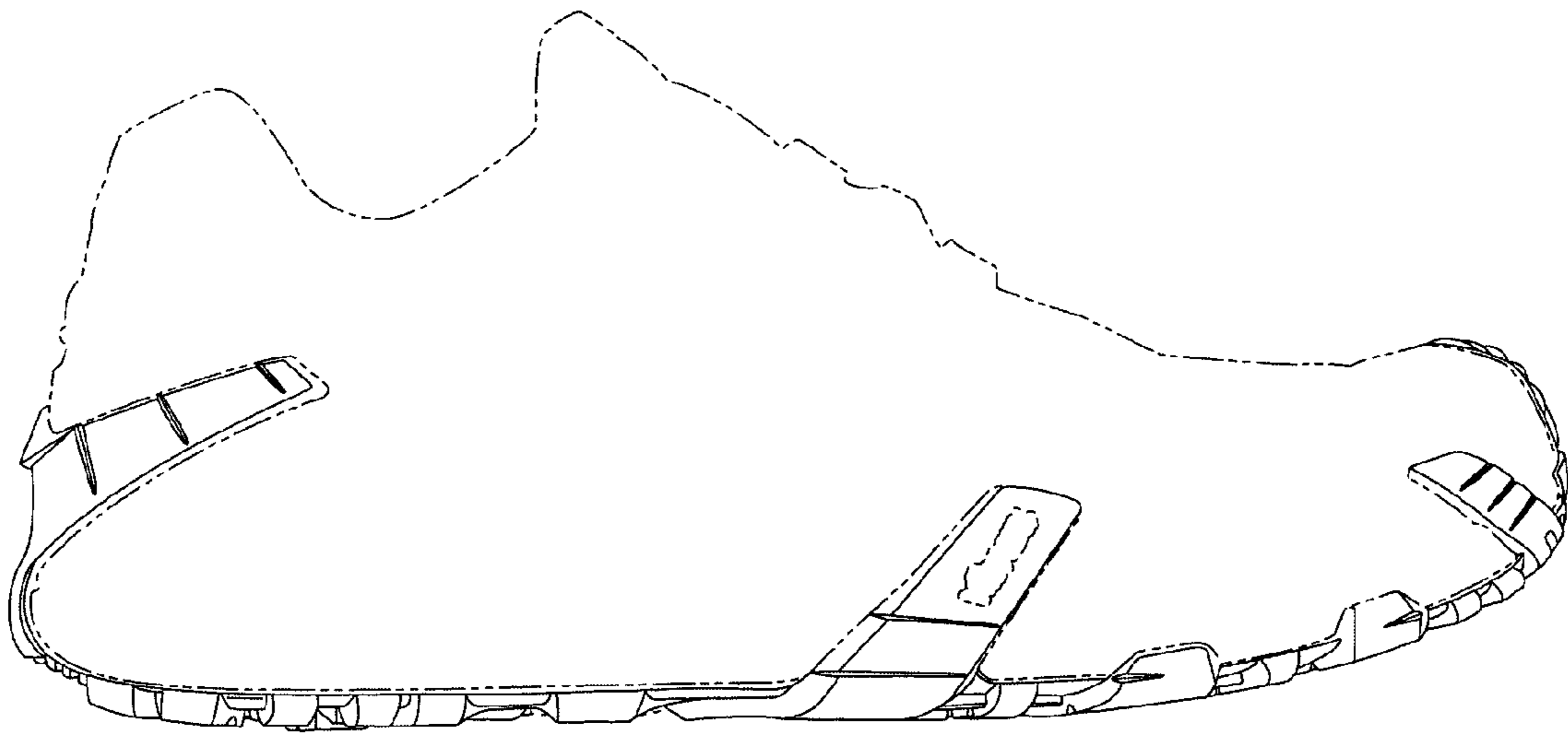


Fig. 4

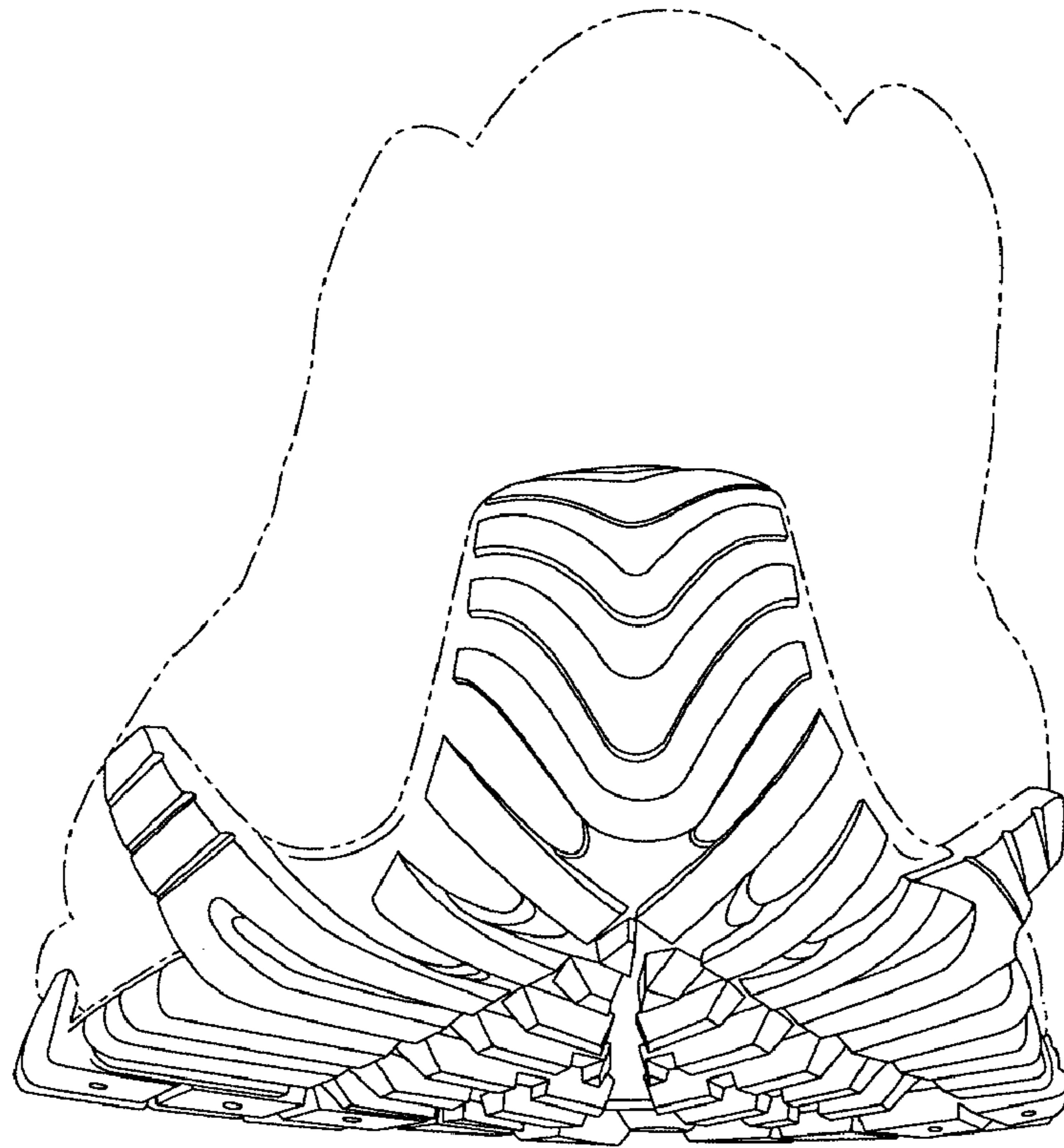


Fig. 5

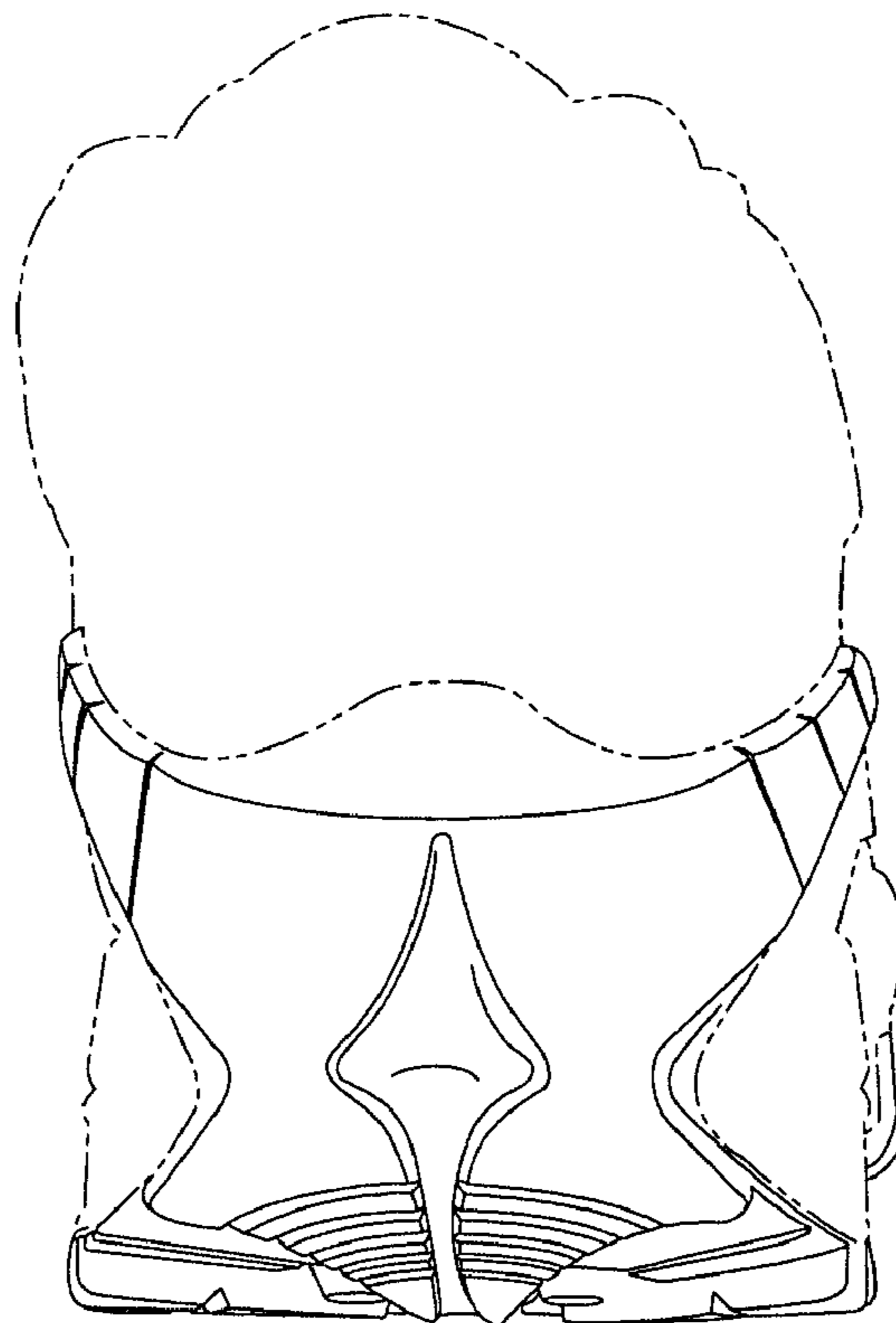


Fig. 6