

US00D595487S

(12) **United States Design Patent**  
**Issler**

(10) **Patent No.:** **US D595,487 S**  
(45) **Date of Patent:** **\*\* Jul. 7, 2009**

- (54) **OUTSOLE FOR A SHOE**
- (75) Inventor: **David C. Issler**, Andover, MA (US)
- (73) Assignee: **Columbia Insurance Company**,  
Omaha, NE (US)
- (\*\*) Term: **14 Years**
- (21) Appl. No.: **29/326,479**
- (22) Filed: **Oct. 20, 2008**
- (51) **LOC (9) Cl.** ..... **02-04**
- (52) **U.S. Cl.** ..... **D2/951; D2/953; D2/960**
- (58) **Field of Classification Search** ..... D2/902,  
D2/947, 951, 952, 953, 954, 956, 957, 958,  
D2/959, 960; 36/103, 3 B, 22 R, 25 R, 32 R,  
36/59 C, 67 A; D5/32, 37

See application file for complete search history.

- D294,653 S \* 3/1988 Le ..... D2/900
- 4,908,963 A 3/1990 Krajcir et al.
- 4,995,174 A 2/1991 Hong et al.
- 5,048,203 A 9/1991 Kling
- D332,001 S \* 12/1992 Bayer ..... D2/902
- 5,185,944 A 2/1993 Okajima
- D335,953 S 6/1993 Tyng
- D345,453 S 3/1994 Carpenter
- 5,499,459 A 3/1996 Tomaro
- 5,526,584 A 6/1996 Bleimhofer et al.
- D373,457 S \* 9/1996 Fabio ..... D2/952
- D377,711 S \* 2/1997 Hawker ..... D2/954
- D381,494 S 7/1997 Anderson
- D384,798 S 10/1997 Gray
- D387,546 S \* 12/1997 Pearce ..... D2/951
- D388,943 S \* 1/1998 Mangee ..... D2/952
- 5,738,937 A 4/1998 Baychar
- D398,440 S \* 9/1998 Rowland ..... D2/951
- D402,449 S 12/1998 Robinson et al.
- D417,944 S \* 12/1999 Merceron ..... D2/952

(Continued)

(56) **References Cited**  
U.S. PATENT DOCUMENTS

- 1,974,543 A 9/1934 Reymond
- 2,046,217 A 6/1936 Strauss
- 2,079,237 A 5/1937 Allard
- 2,160,768 A 5/1939 Wasser
- 2,344,069 A 3/1944 Wasser
- D164,299 S \* 8/1951 Gruner ..... D2/957
- 2,981,011 A \* 4/1961 Lombardo ..... 36/59 R
- 3,006,085 A \* 10/1961 Bingham, Jr. .... 36/59 C
- 3,091,871 A 6/1963 Tronche
- 3,175,310 A 3/1965 MacQuaid
- 3,175,311 A 3/1965 MacQuaid
- 3,191,321 A 6/1965 Brutting
- 3,213,551 A 10/1965 Krauss
- 3,407,518 A 10/1968 MacQuaid et al.
- 3,410,006 A \* 11/1968 Vogel ..... 36/3 R
- 3,525,165 A 8/1970 Randall, Jr.
- 3,561,142 A 2/1971 Streit, Sr., et al.
- D241,586 S \* 9/1976 Sebestik ..... D2/955
- D256,518 S 8/1980 Moesle
- 4,231,170 A 11/1980 Griswold
- 4,366,629 A 1/1983 Scherz
- 4,523,393 A \* 6/1985 Inohara ..... 36/29
- 4,562,652 A 1/1986 Hensler

*Primary Examiner*—Celia A Murphy  
(74) *Attorney, Agent, or Firm*—DeLio & Peterson, LLC;  
David Chen

(57) **CLAIM**

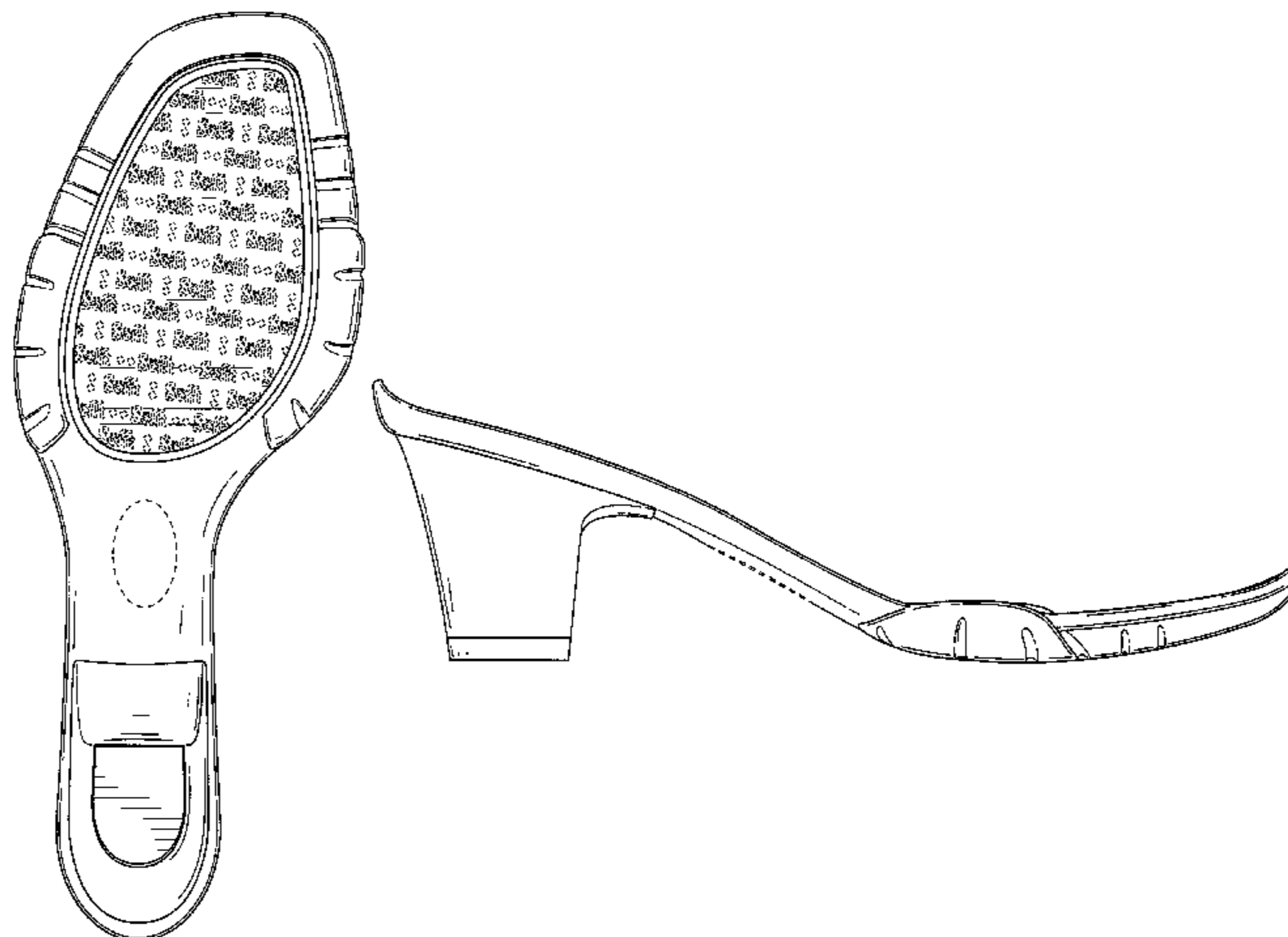
The ornamental design for an outsole for a shoe, as shown and described.

**DESCRIPTION**

FIG. 1 is a bottom perspective view of an outsole for a shoe in accordance with the new design;  
FIG. 2 is a bottom view thereof;  
FIG. 3 is a left side view thereof;  
FIG. 4 is a right side view thereof;  
FIG. 5 is a rear view thereof; and,  
FIG. 6 is a front view thereof.

The broken lines shown in the arch area of FIGS. 1–4 represent boundaries of the design with the lines themselves and the areas within them forming no part of the claim.

**1 Claim, 5 Drawing Sheets**



# US D595,487 S

Page 2

## U.S. PATENT DOCUMENTS

D430,968 S	9/2000	Carroll	
D433,790 S *	11/2000	Oliver	..... D2/957
6,161,315 A	12/2000	Dalton	
D440,748 S *	4/2001	Morgan	..... D2/957
6,367,172 B2 *	4/2002	Hernandez	..... 36/103
D468,083 S	1/2003	Morais	
D483,555 S	12/2003	Robinson, Jr. et al.	
D489,884 S *	5/2004	Recchi	..... D2/960
D494,346 S *	8/2004	Hawkins	..... D2/952
D498,576 S *	11/2004	McClaskie	..... D2/960
D501,707 S	2/2005	Nakano	
D504,205 S *	4/2005	Andrews-Kramer	..... D2/960
D516,782 S *	3/2006	Robbins et al.	..... D2/956
D520,220 S *	5/2006	Morgan et al.	..... D2/957
D529,691 S *	10/2006	Earle	..... D2/951
D548,435 S *	8/2007	McClaskie	..... D2/954
D554,840 S *	11/2007	McClaskie	..... D2/960
D559,508 S *	1/2008	Cintron	..... D2/953
D568,593 S *	5/2008	Chen	..... D2/953
D569,595 S *	5/2008	Le	..... D2/960
D571,988 S *	7/2008	Dillenbeck	..... D2/960
7,398,608 B2 *	7/2008	Schoenborn	..... 36/28
D574,130 S *	8/2008	Le	..... D2/956
D576,394 S *	9/2008	Heller	..... D2/951
D581,641 S *	12/2008	Bethke, Jr.	..... D2/957
D587,889 S *	3/2009	Issler	..... D2/952

\* cited by examiner

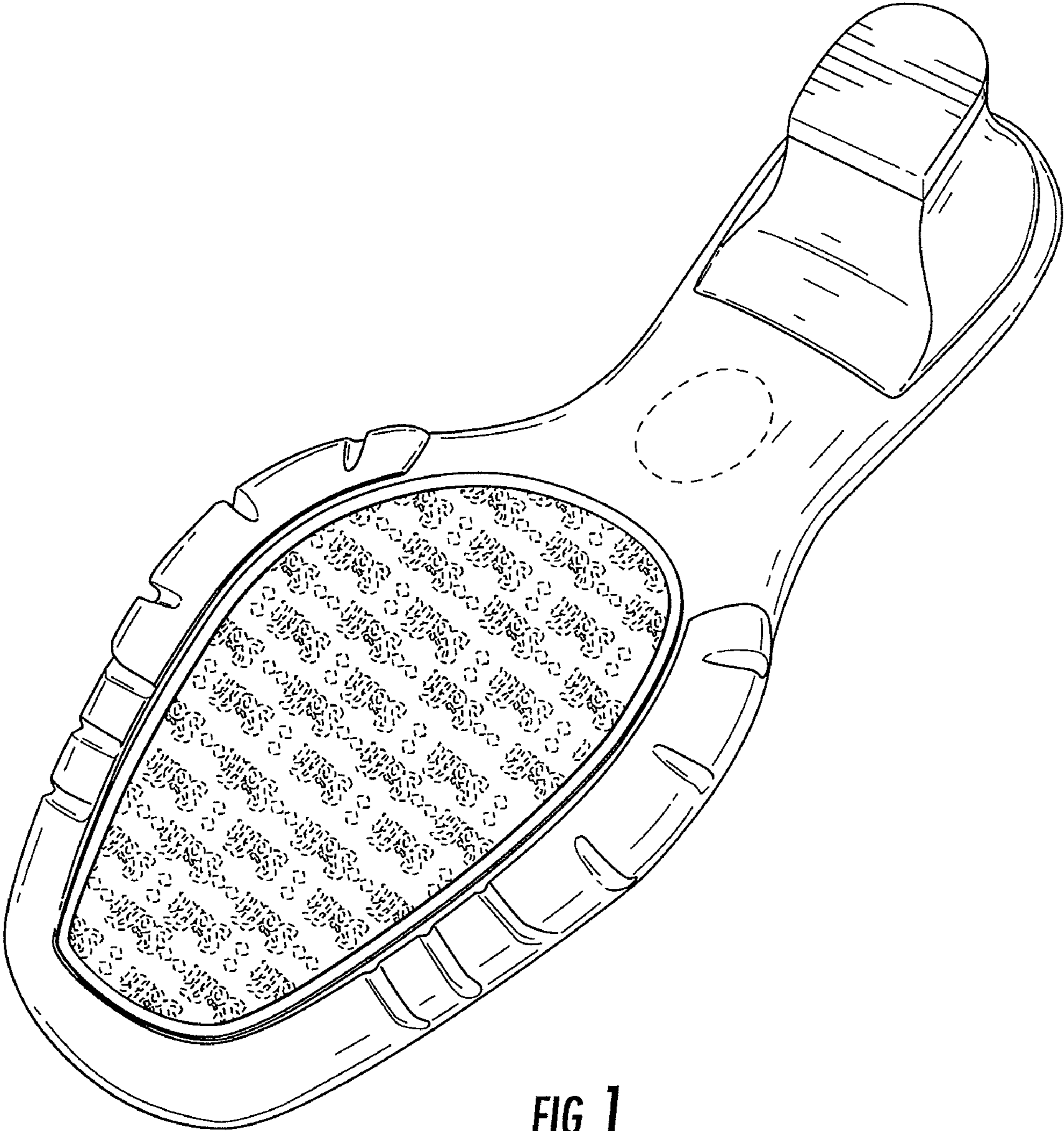


FIG. 1

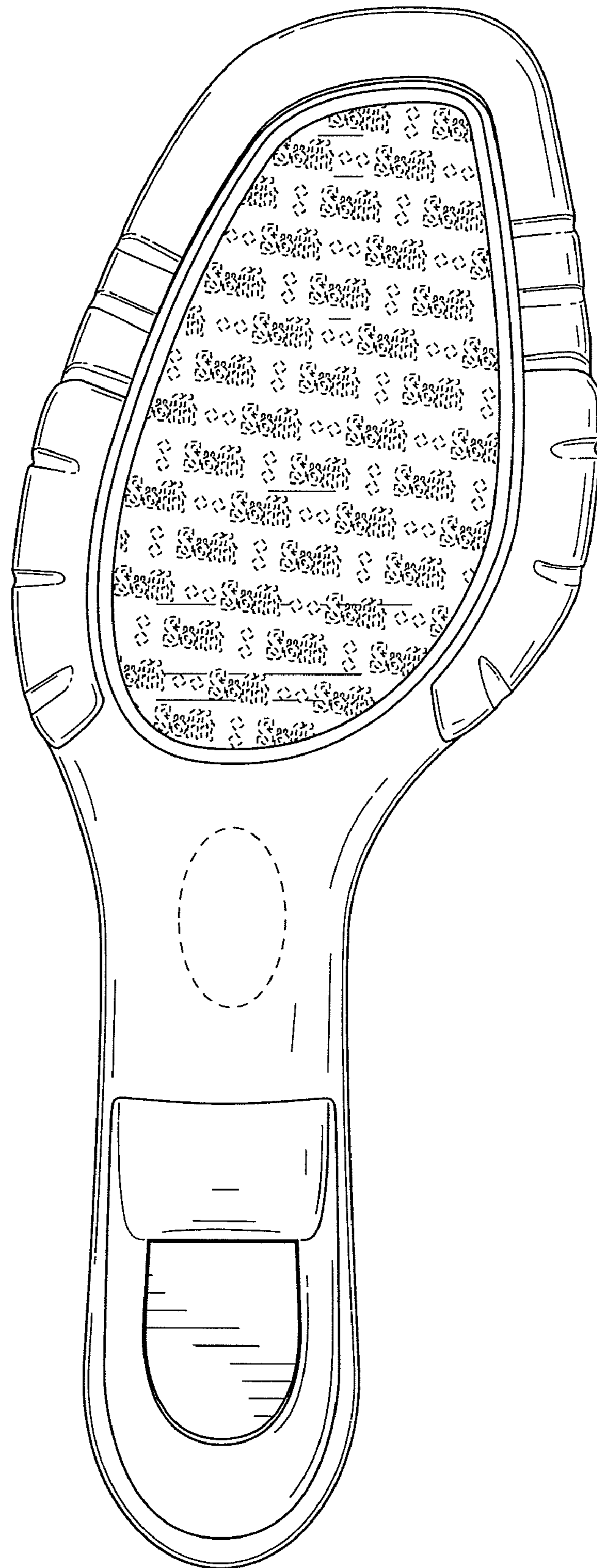


FIG. 2

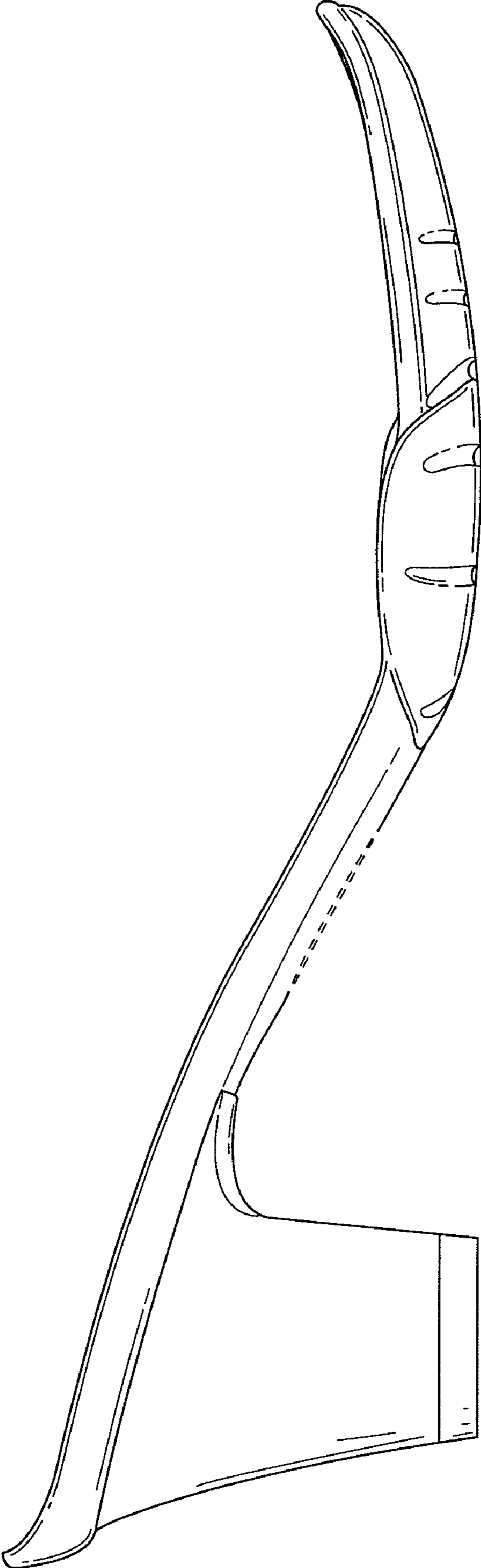


FIG. 3

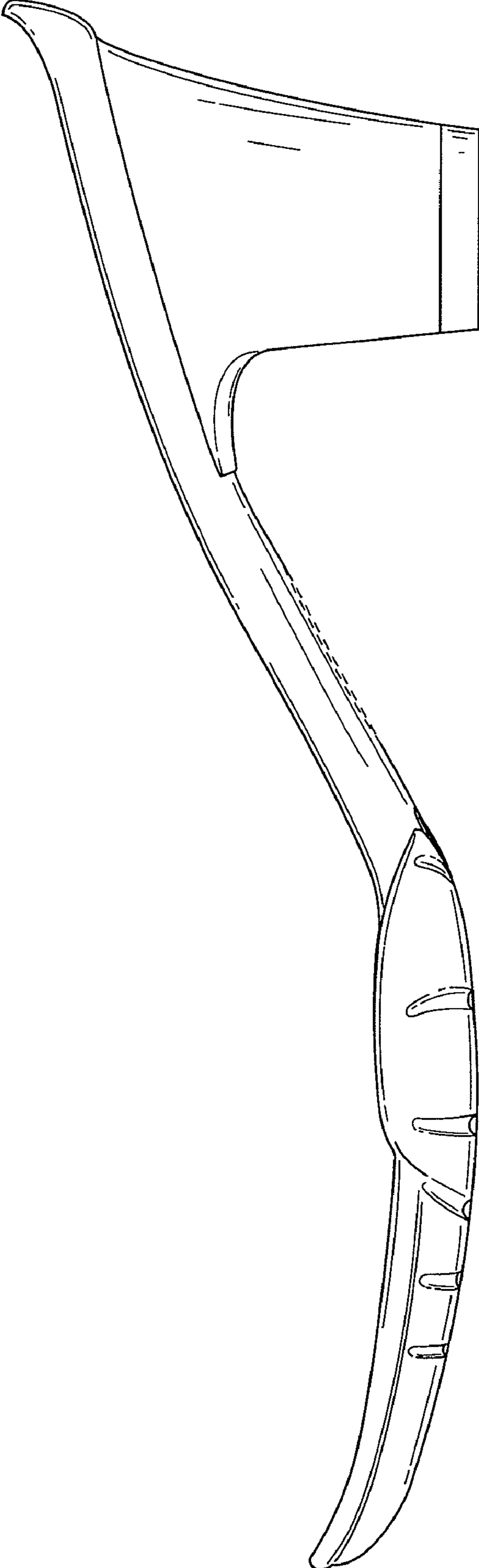


FIG. 4

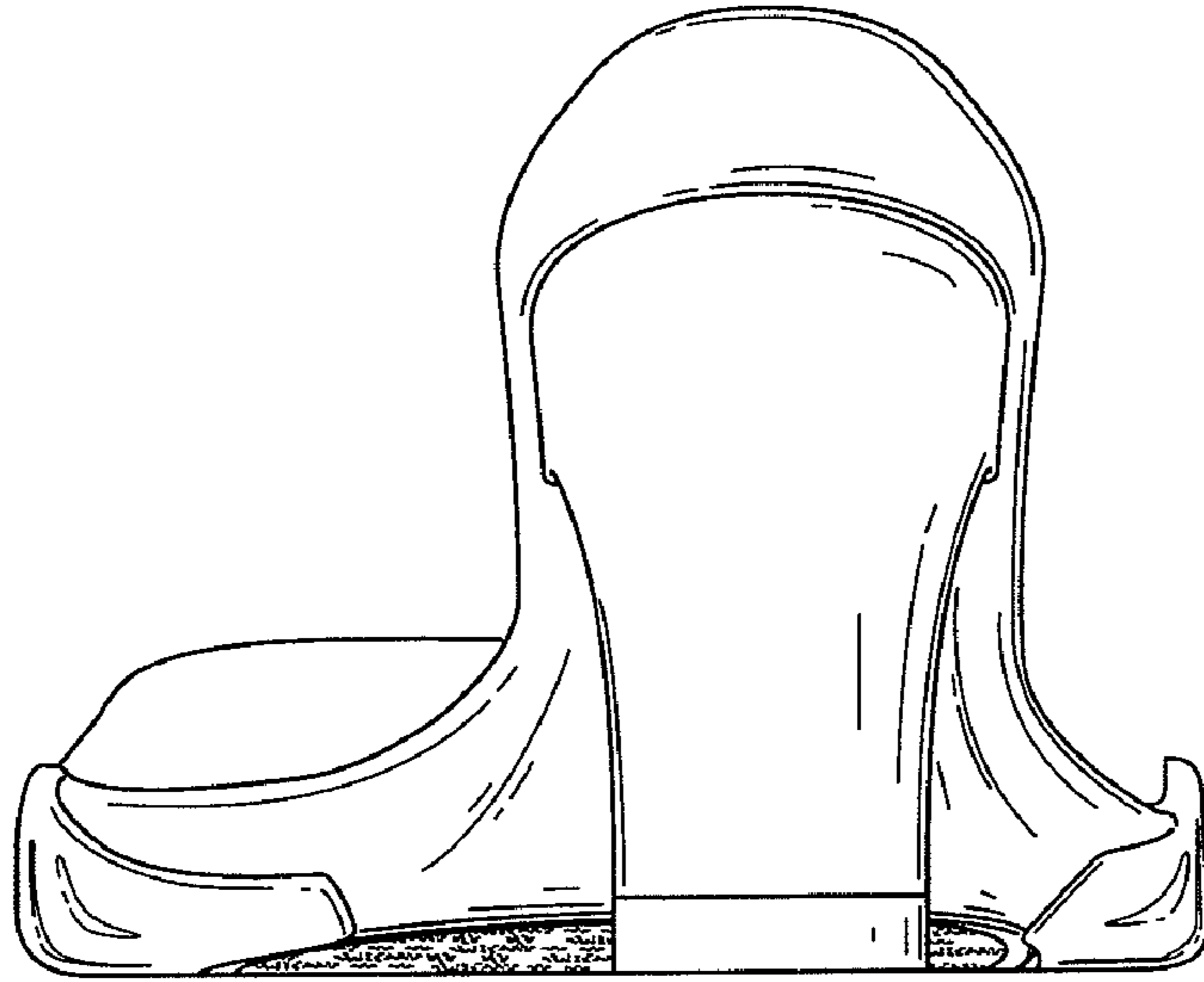


FIG. 5

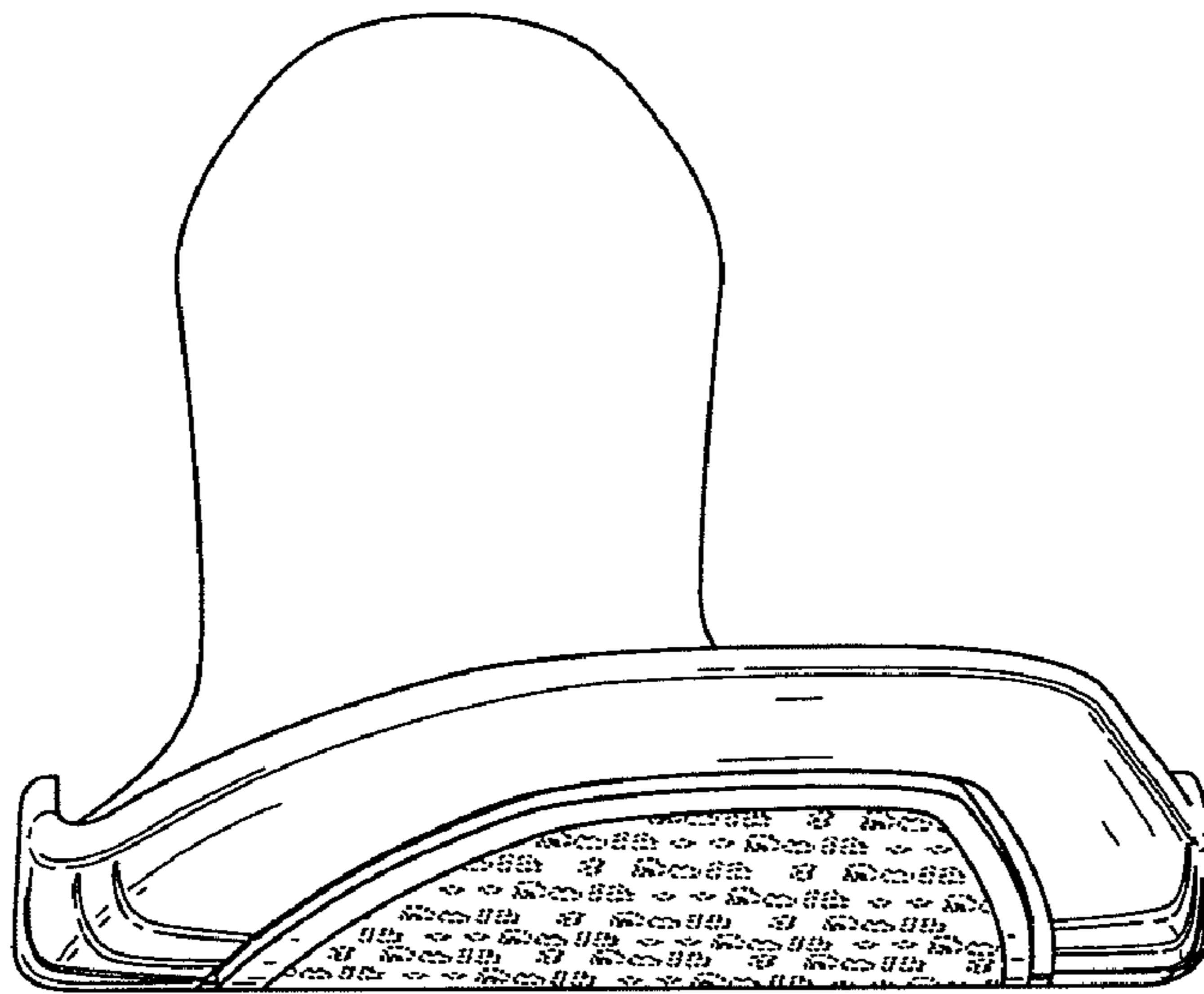


FIG. 6