

US00D595465S

(12) **United States Design Patent**
Koenig et al.

(10) **Patent No.:** **US D595,465 S**
(45) **Date of Patent:** **** Jun. 30, 2009**

(54) **HANDLE**

(75) Inventors: **John William Koenig**, Cincinnati, OH (US); **Michael Thomas Roller**, Covington, KY (US); **Robert Howard Roth**, Amberly Village, OH (US)

(73) Assignee: **The Procter & Gamble Company**, Cincinnati, OH (US)

(**) Term: **14 Years**

(21) Appl. No.: **29/310,504**

(22) Filed: **Aug. 22, 2008**

(51) **LOC (9) Cl.** **15-05**

(52) **U.S. Cl.** **D32/34**

(58) **Field of Classification Search** D32/21-22, D32/31, 34, 25, 1; 15/347, 350-353, 361, 15/410-411, 335, 366, 143.1, 229.2, 246.2, 15/327.1-327.7, 344, 329; 55/366, 429, 55/315, 356, 372, 471, 482, DIG. 3, 341.1, 55/378; D8/300, 303, 307

See application file for complete search history.

(56) **References Cited**

U.S. PATENT DOCUMENTS

D366,964 S *	2/1996	Berti	D4/138
D409,343 S *	5/1999	Kingry et al.	D32/50
7,137,169 B2 *	11/2006	Murphy et al.	15/320
D547,554 S *	7/2007	Ajluni et al.	D4/138
D549,410 S *	8/2007	Orak et al.	D32/38
D552,314 S *	10/2007	Harper et al.	D32/40
D564,156 S *	3/2008	Ågren et al.	D32/31

D564,164 S *	3/2008	Harper et al.	D32/51
D571,069 S *	6/2008	Harper et al.	D32/52
D579,615 S *	10/2008	Ames et al.	D32/52
D583,118 S *	12/2008	Snyder	D32/51
D584,017 S *	12/2008	Griffin	D32/22
D584,022 S *	12/2008	Sampaio	D32/50

OTHER PUBLICATIONS

U.S. Appl. No. 29/310,517, filed Aug. 22, 2008, Koenig et al.
U.S. Appl. No. 29/310,506, filed Aug. 22, 2008, Koenig et al.
U.S. Appl. No. 29/310,498, filed Aug. 22, 2008, Koenig et al.

* cited by examiner

Primary Examiner—Ruth McInroy

(74) *Attorney, Agent, or Firm*—Larry L. Huston

(57) **CLAIM**

The ornamental design for a handle, as shown and described.

DESCRIPTION

FIG. 1 is a perspective view of an embodiment of a handle embodying our new design;

FIG. 2 is a first side view thereof;

FIG. 3 is an opposite side view thereof;

FIG. 4 is a front view thereof;

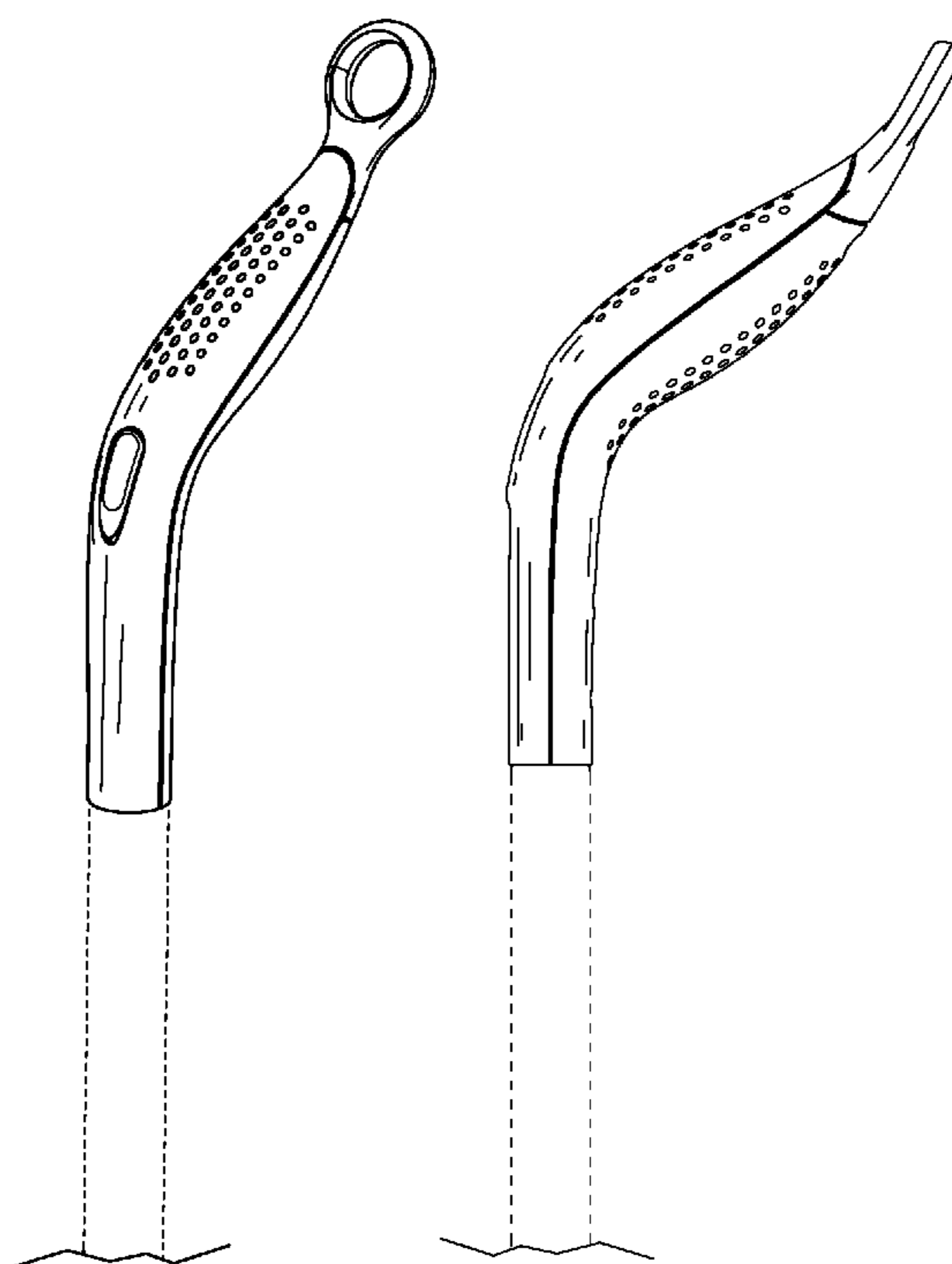
FIG. 5 is a back view thereof;

FIG. 6 is a top view thereof; and,

FIG. 7 is a bottom view thereof.

The details shown in broken lines form no part of the claimed design.

1 Claim, 7 Drawing Sheets



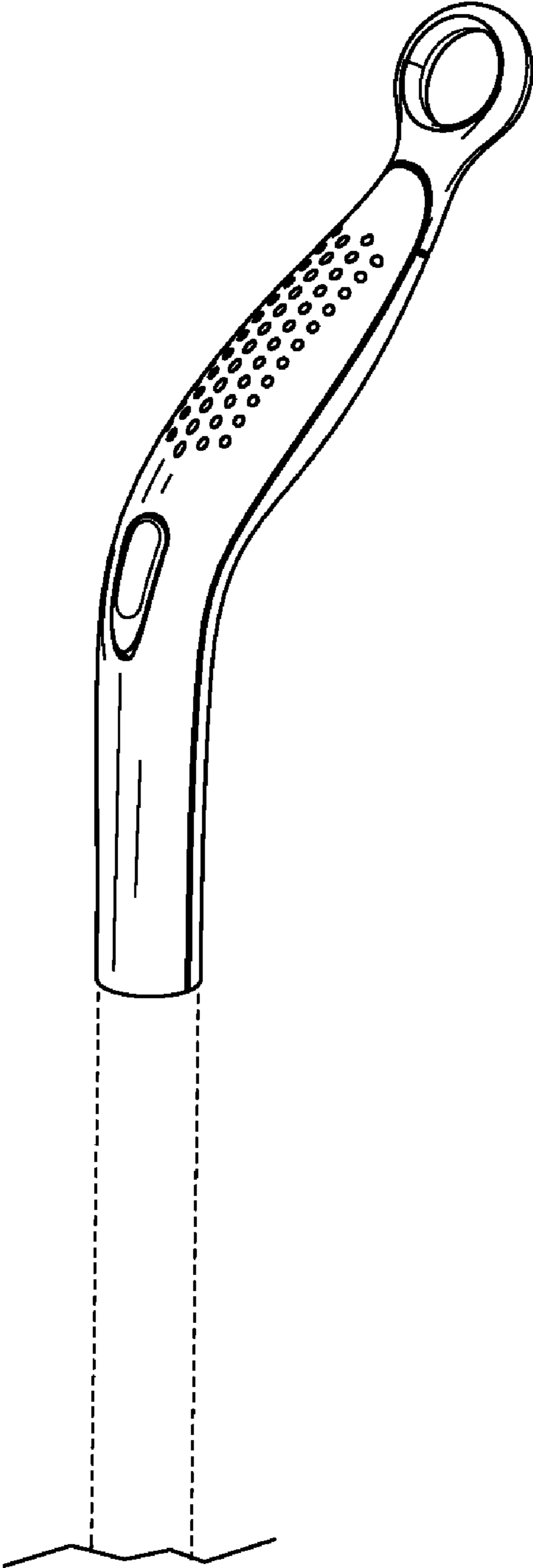


FIG. 1

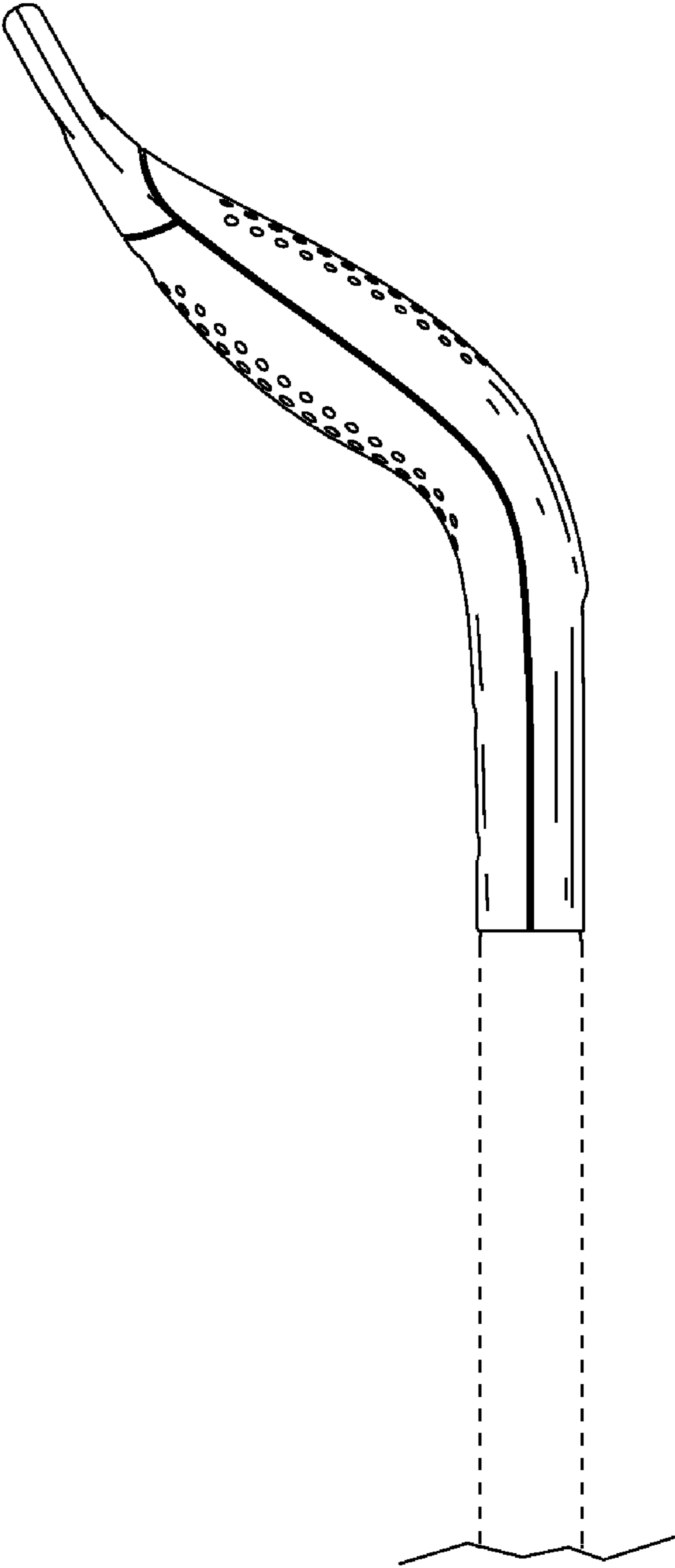


FIG. 2

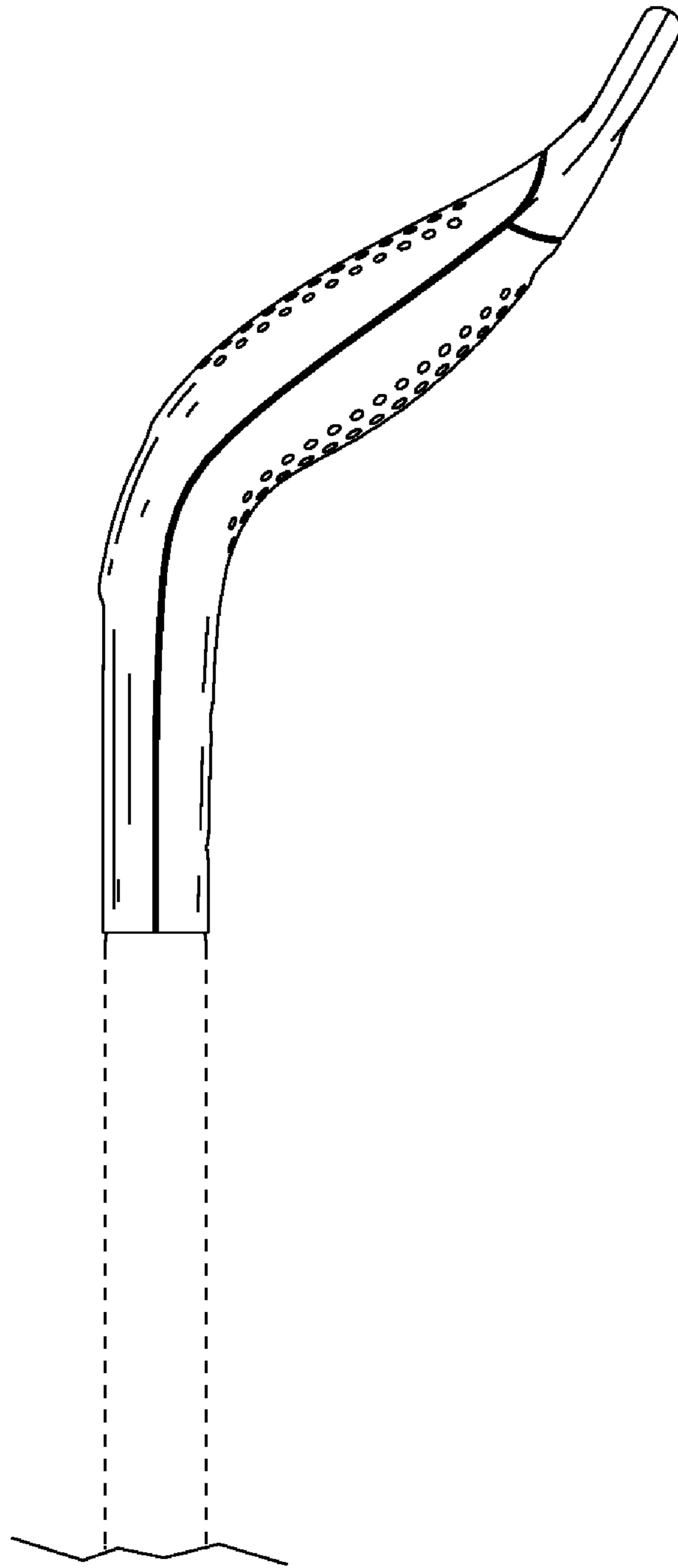


FIG. 3

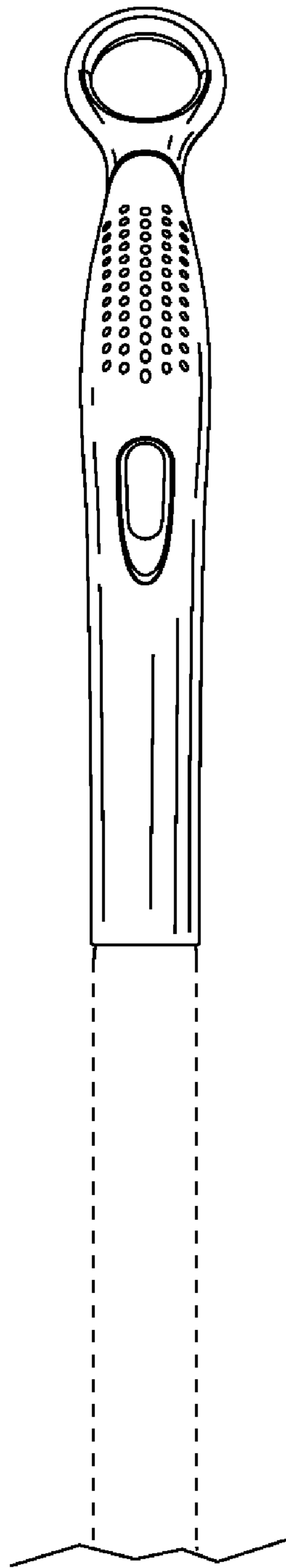


FIG. 4

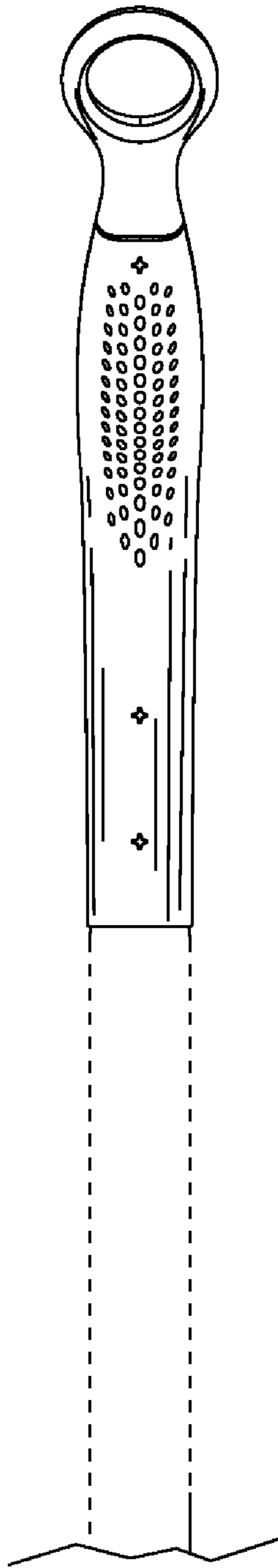


FIG. 5

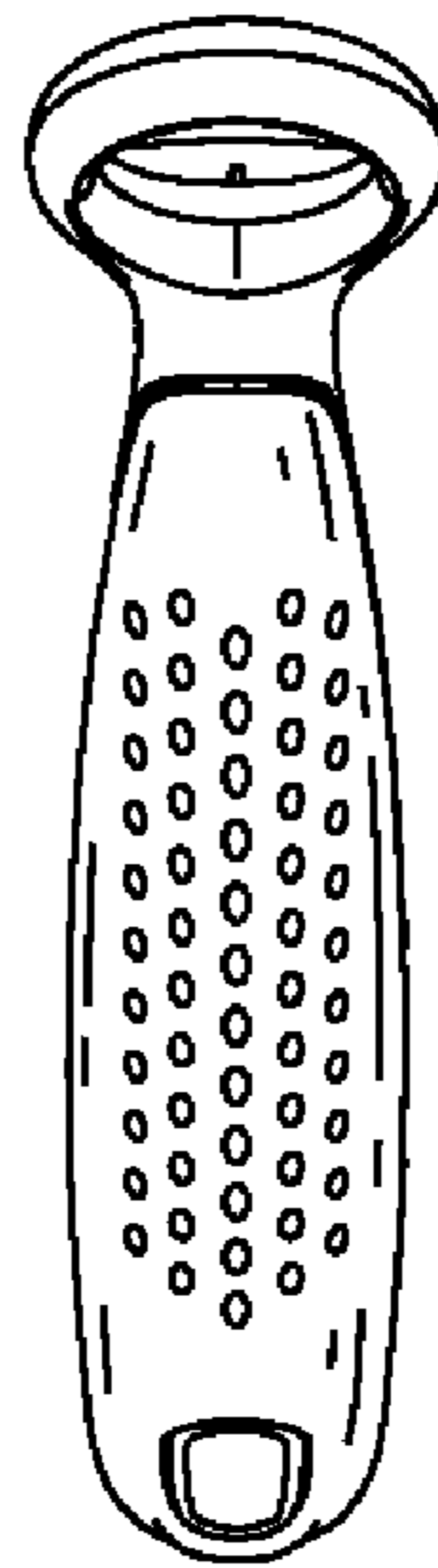


FIG. 6

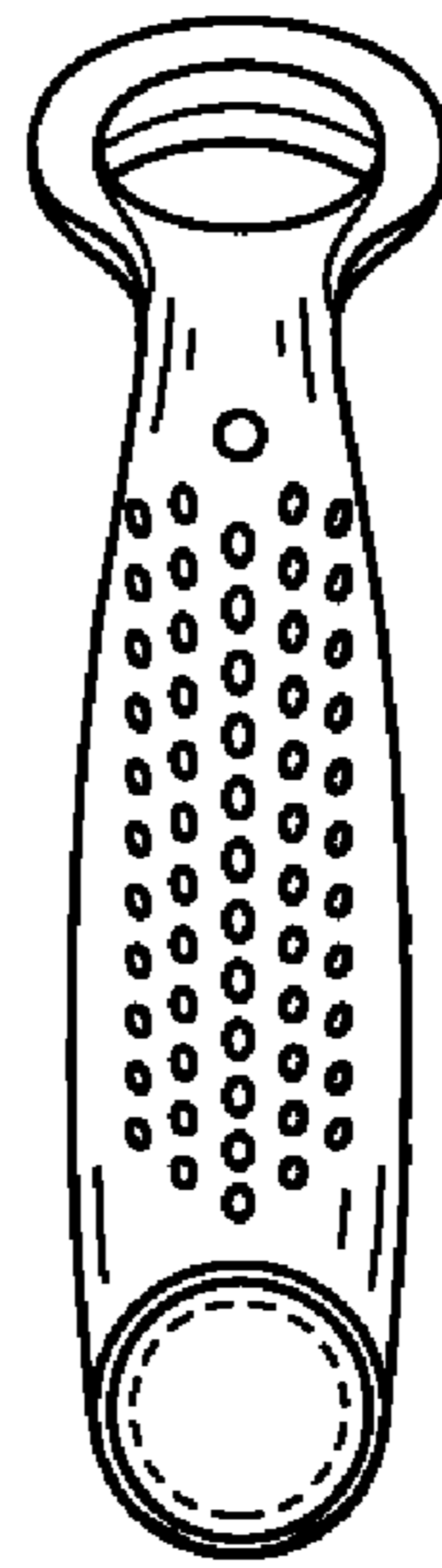


FIG. 7