



US00D595459S

(12) **United States Design Patent**  
**Atherton**

(10) **Patent No.:** **US D595,459 S**  
(45) **Date of Patent:** **\*\* Jun. 30, 2009**

(54) **GOLF GLOVE**

(76) Inventor: **Alexis Atherton**, 2928 4th St., Unit 21,  
Santa Monica, CA (US) 90405-5534

(\*\*) Term: **14 Years**

(21) Appl. No.: **29/327,257**

(22) Filed: **Nov. 3, 2008**

**Related U.S. Application Data**

(62) Division of application No. 11/617,203, filed on Dec.  
28, 2006.

(51) **LOC (9) Cl.** ..... **02-06**

(52) **U.S. Cl.** ..... **D29/116.2**

(58) **Field of Classification Search** ..... D2/610-623;  
D29/113, 116.2, 117.1-119, 123; 2/16, 159,  
2/161.1-161.8, 162, 198, 455, 19, 910; D24/190;  
D28/63; D32/42, 43

See application file for complete search history.

(56) **References Cited**

**U.S. PATENT DOCUMENTS**

|           |     |         |                   |       |           |
|-----------|-----|---------|-------------------|-------|-----------|
| 203,959   | A * | 5/1878  | Townsend          | ..... | 30/123.5  |
| 2,295,507 | A * | 9/1942  | Wells, Jr. et al. | ..... | 2/161.6   |
| D185,898  | S * | 8/1959  | Zuckerwar         | ..... | D2/619    |
| 3,096,523 | A * | 7/1963  | Bruchas           | ..... | 2/159     |
| 4,774,727 | A * | 10/1988 | Jackson           | ..... | 2/161.8   |
| 4,850,053 | A * | 7/1989  | Tepley et al.     | ..... | 2/161.1   |
| D356,657  | S * | 3/1995  | Hauswald          | ..... | D29/116.2 |

|           |      |        |                |       |         |
|-----------|------|--------|----------------|-------|---------|
| 5,661,853 | A *  | 9/1997 | Wilmot         | ..... | 2/163   |
| 5,708,979 | A *  | 1/1998 | Redwood et al. | ..... | 2/161.1 |
| 6,032,290 | A *  | 3/2000 | Lucas et al.   | ..... | 2/163   |
| 6,363,535 | B1 * | 4/2002 | Landis         | ..... | 2/161.4 |
| 7,100,212 | B2 * | 9/2006 | Jaeger         | ..... | 2/161.1 |

\* cited by examiner

*Primary Examiner*—Raphael Barkai

*Assistant Examiner*—Randall H Gholson

(74) *Attorney, Agent, or Firm*—Stites & Harbison PLLC;  
Stephen J. Weyer

(57) **CLAIM**

The ornamental design for a golf glove, as shown and  
described.

**DESCRIPTION**

FIG. 1 is a plan view of a golf glove shown from the dorsal  
side.

FIG. 2 is a plan view of the golf glove of FIG. 1 shown from  
the palmar side.

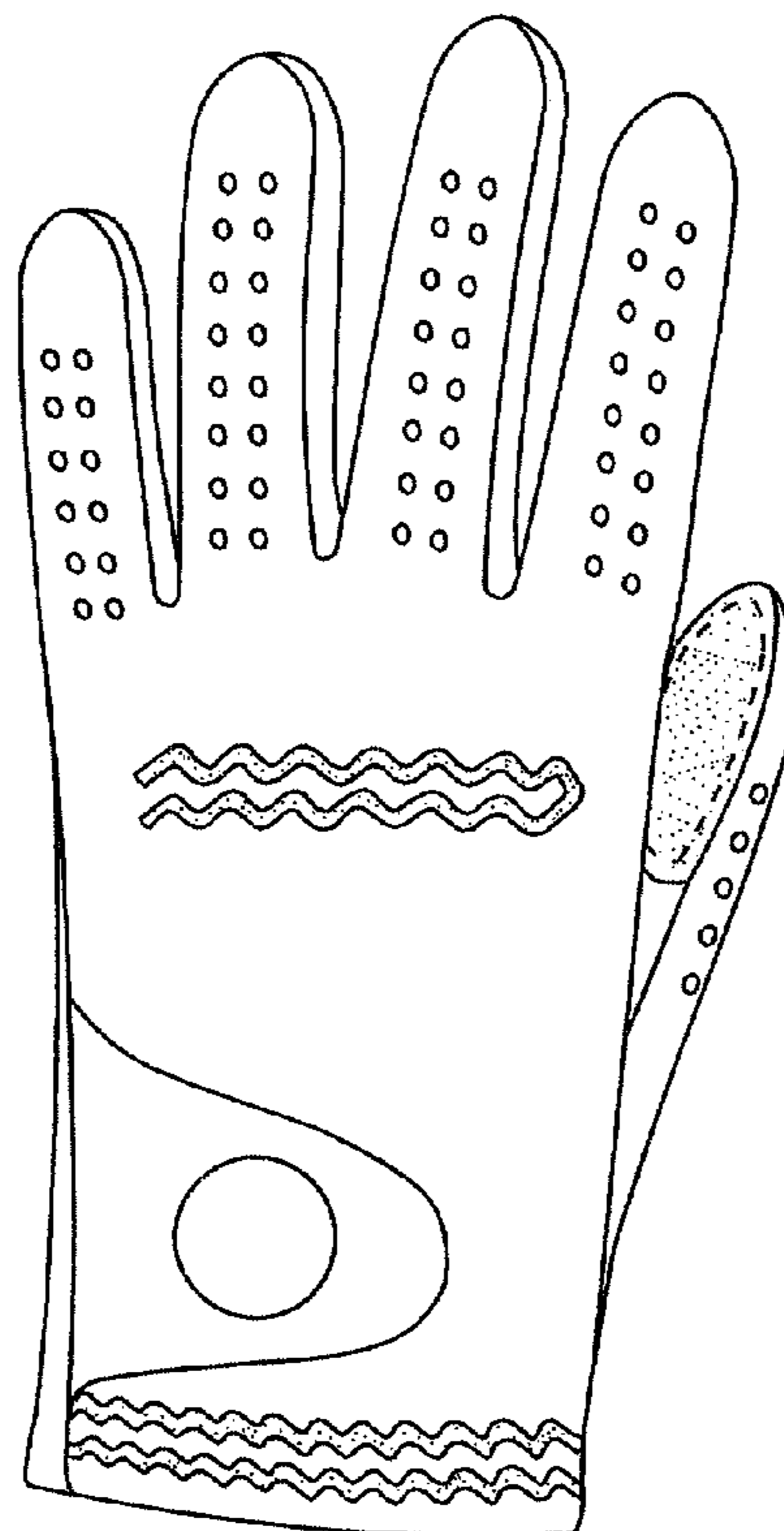
FIG. 3 is a plan view of the golf glove shown from the left  
side.

FIG. 4 is a plan view of the golf glove shown from the right  
side.

FIG. 5 is a plan view of the golf glove viewed from above,  
and,

FIG. 6 is a plan view of the golf glove viewed from below.

**1 Claim, 3 Drawing Sheets**



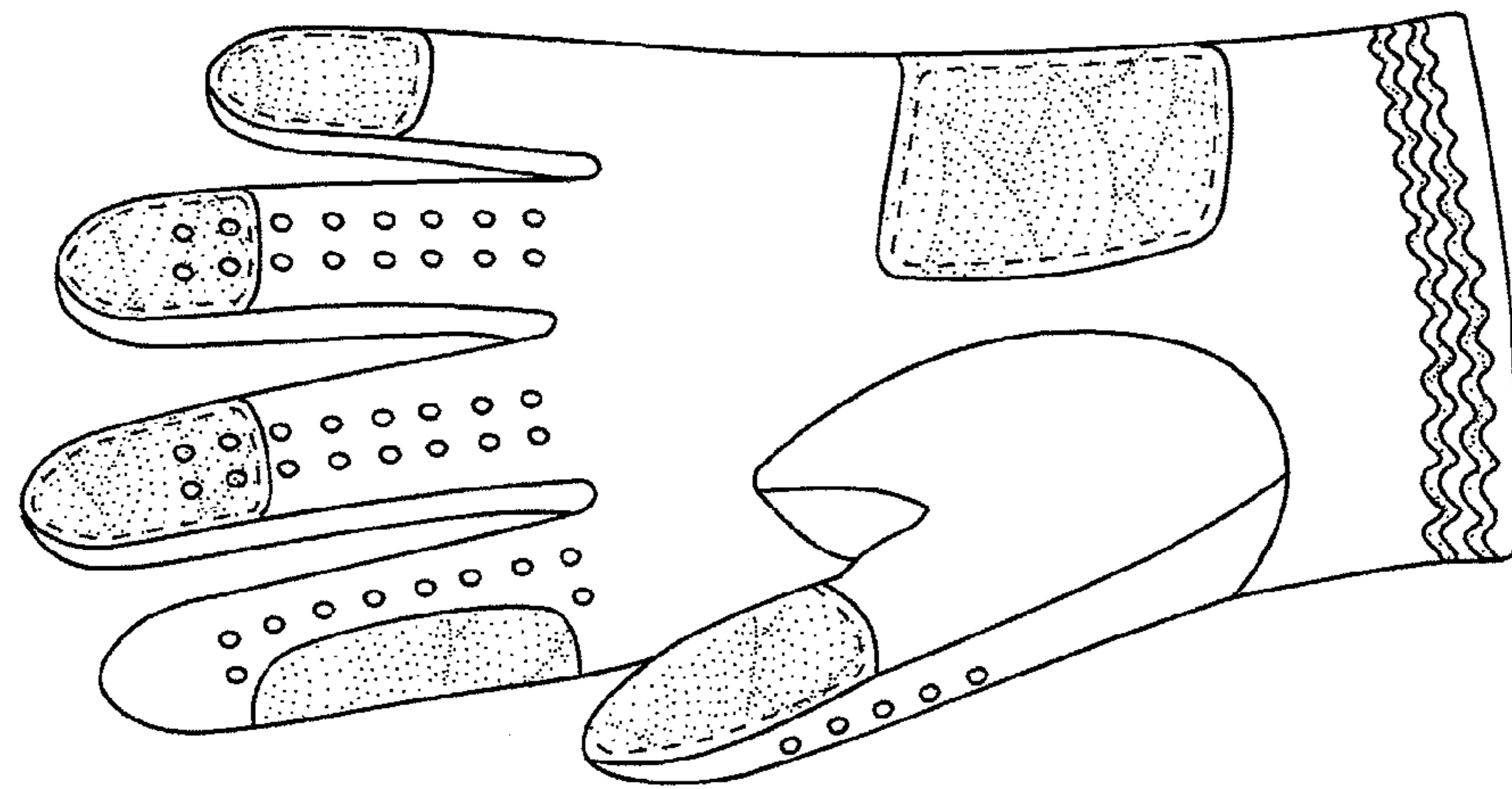


FIG. 2

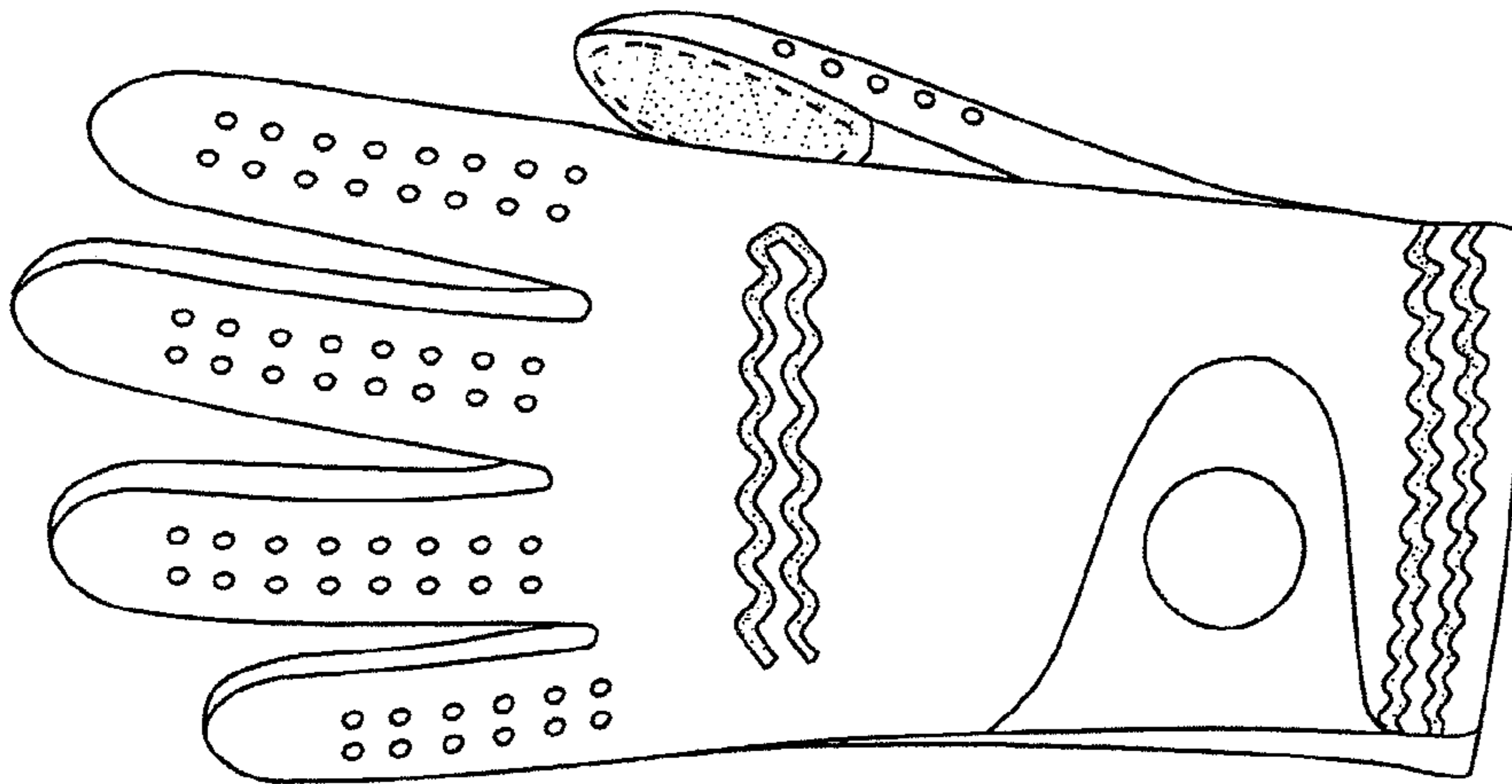


FIG. 1

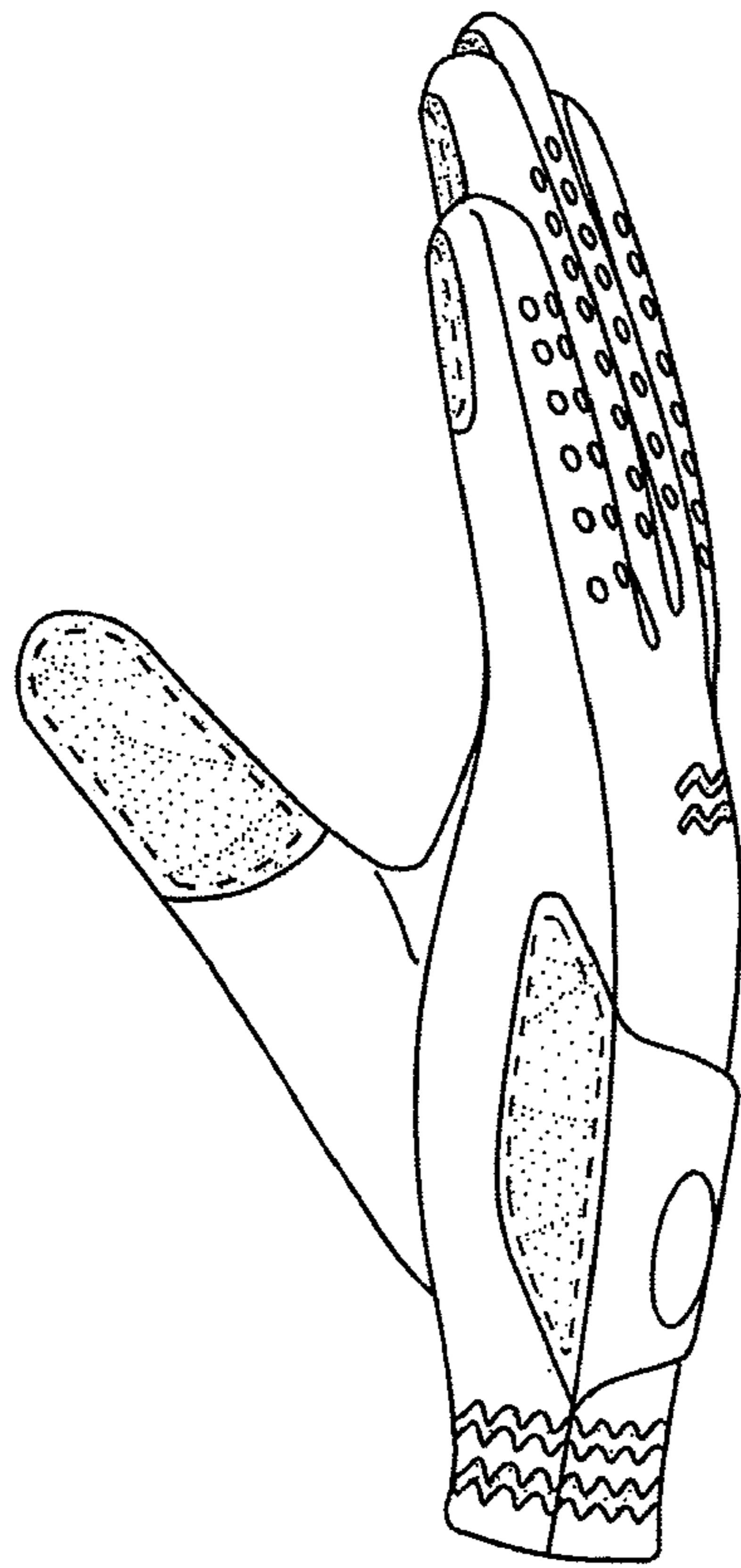


FIG. 3

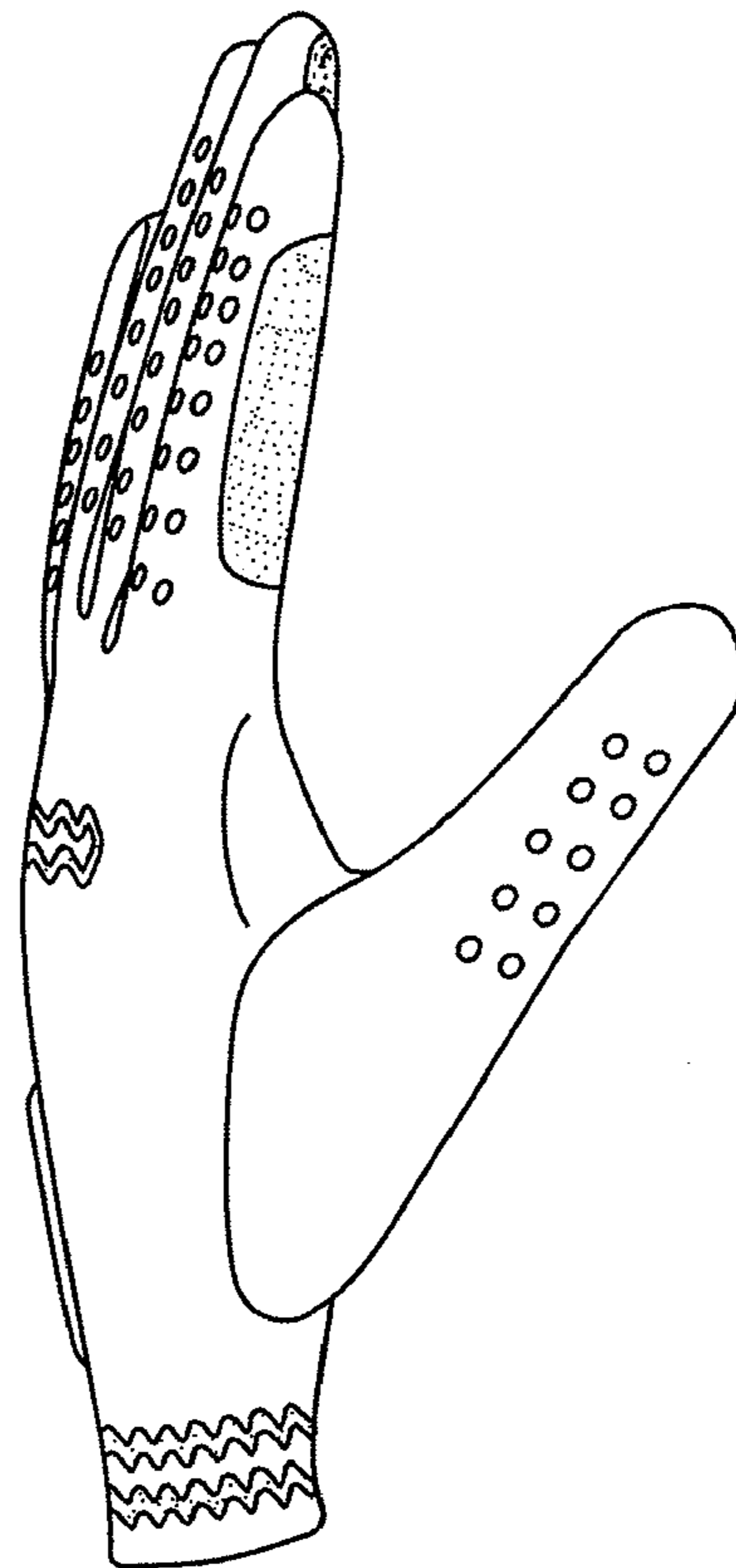


FIG. 4

Fig. 5

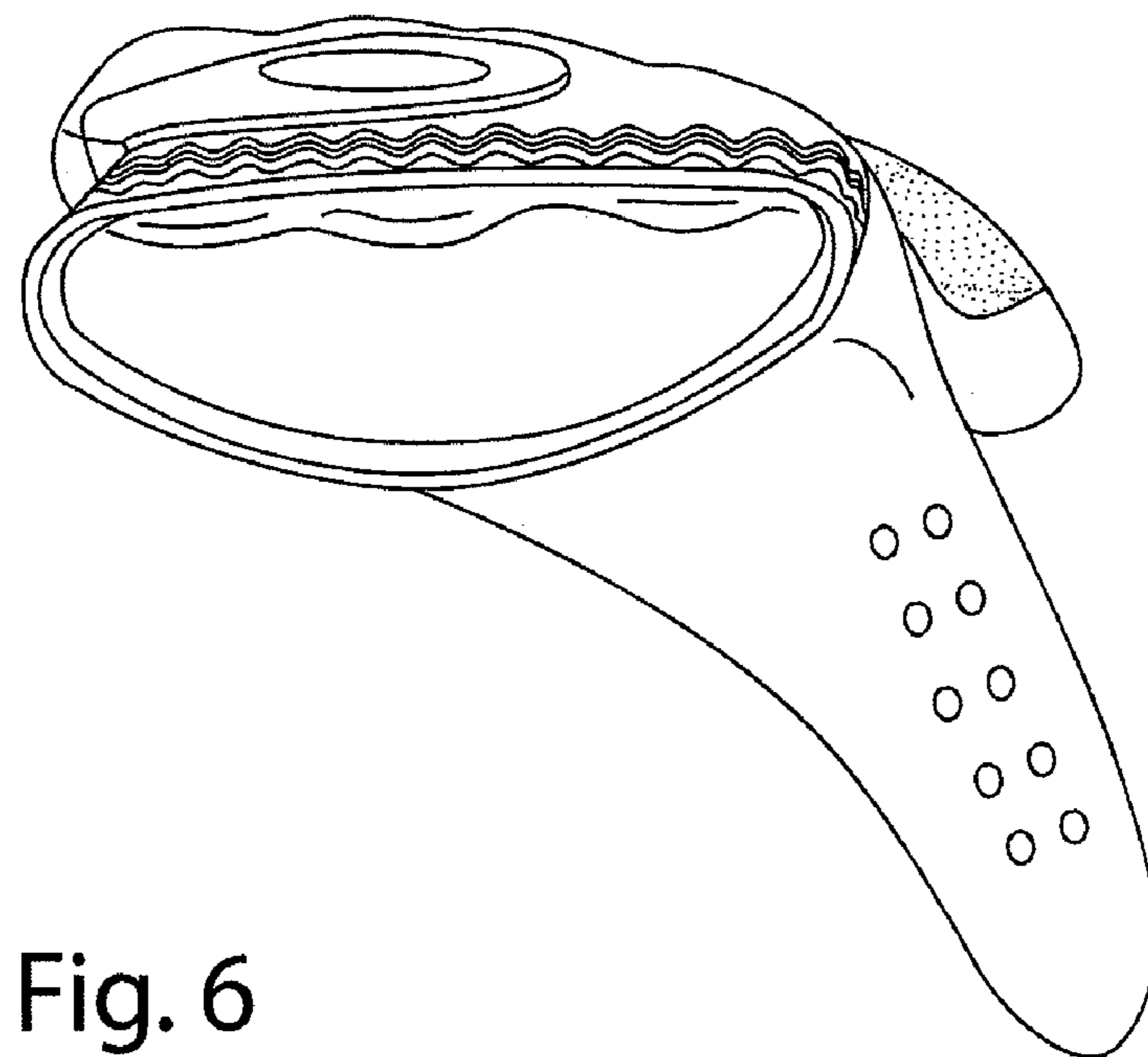
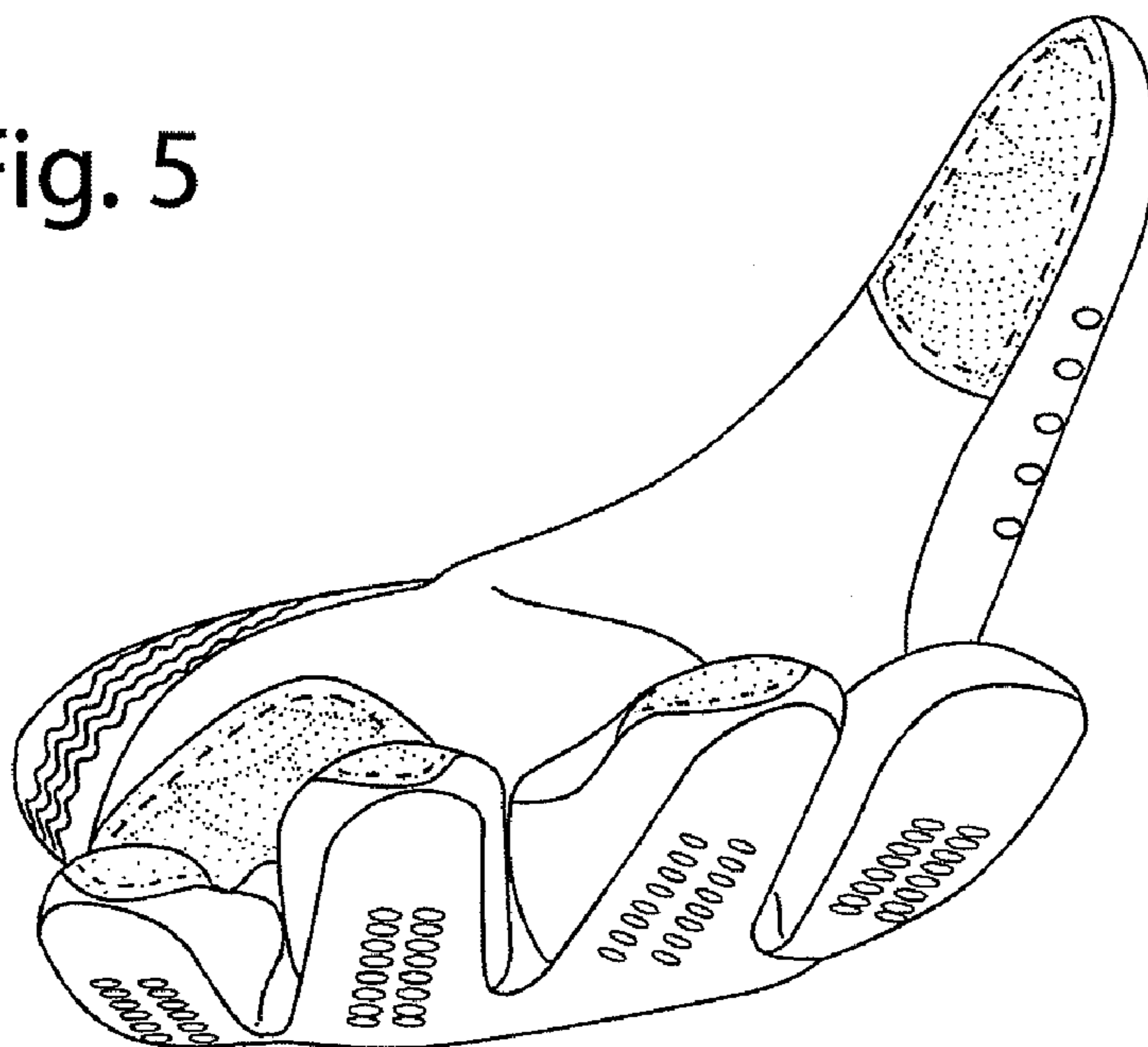


Fig. 6