



US00D595458S

(12) **United States Design Patent**
Kleinert

(10) **Patent No.:** **US D595,458 S**
(45) **Date of Patent:** **** Jun. 30, 2009**

(54) **GLOVE**

(75) Inventor: **James M. Kleinert**, Turners Station, KY
(US)

(73) Assignee: **Hillerich & Bradsby Co.**, Louisville,
KY (US)

(**) Term: **14 Years**

(21) Appl. No.: **29/323,107**

(22) Filed: **Aug. 18, 2008**

(51) **LOC (9) Cl.** **02-06**

(52) **U.S. Cl.** **D29/116.2**

(58) **Field of Classification Search** D2/610-623;
D29/113, 116.2, 117.1-119, 123; 2/16, 159,
2/161.1-161.8, 162, 198, 455, 19, 910; D24/190;
D28/63; D32/42, 43

See application file for complete search history.

(56) **References Cited**

U.S. PATENT DOCUMENTS

7,000,257	B2 *	2/2006	Bevier	2/159
D516,277	S *	3/2006	Mattesky	D2/619
D527,149	S *	8/2006	Bonzagni et al.	D29/116.2
D532,162	S *	11/2006	Bonzagni et al.	D29/116.2
D545,002	S *	6/2007	Voravan	D29/123
D549,398	S *	8/2007	Swartz et al.	D29/116.2
D551,395	S *	9/2007	Clark	D29/117.1
7,275,268	B2 *	10/2007	Gait	2/161.1

D569,556	S *	5/2008	Cooper et al.	D29/117.1
D583,527	S *	12/2008	Kleinert	D2/617
D583,528	S *	12/2008	Kleinert	D2/617
D584,026	S *	1/2009	Kleinert	D2/617
D584,027	S *	1/2009	Kleinert	D2/617

* cited by examiner

Primary Examiner—Raphael Barkai

Assistant Examiner—Randall H Gholson

(74) *Attorney, Agent, or Firm*—Charles G. Lamb; Middleton
Reutlinger

(57) **CLAIM**

The ornamental design for a glove, as shown and described.

DESCRIPTION

FIG. 1 is a palmar side plan view of a glove for a left hand showing my design;

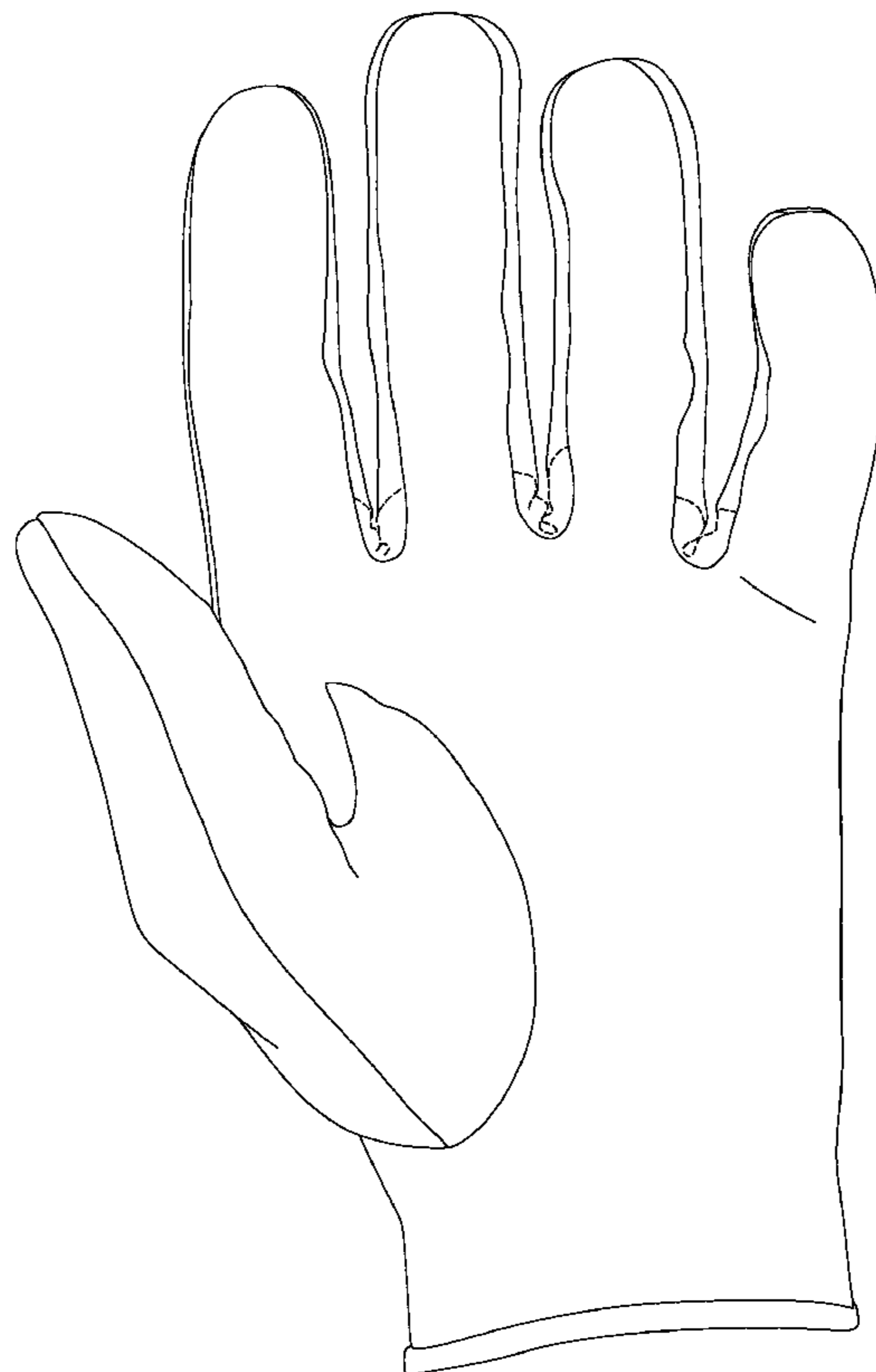
FIG. 2 is a dorsal side plan view of the glove;

FIG. 3 is a right side view of the glove; and,

FIG. 4 is a left side view of the glove.

The glove outline shown in broken lines in FIGS. 1-4 is for context and illustrative purposes only and forms no part of the claimed design. The internal surface configuration of the glove is not shown and the size and structure of the glove form no part of the claimed design. Although shown in the context of a left hand glove, an embodiment of the present invention also may be incorporated in a right hand glove.

1 Claim, 4 Drawing Sheets



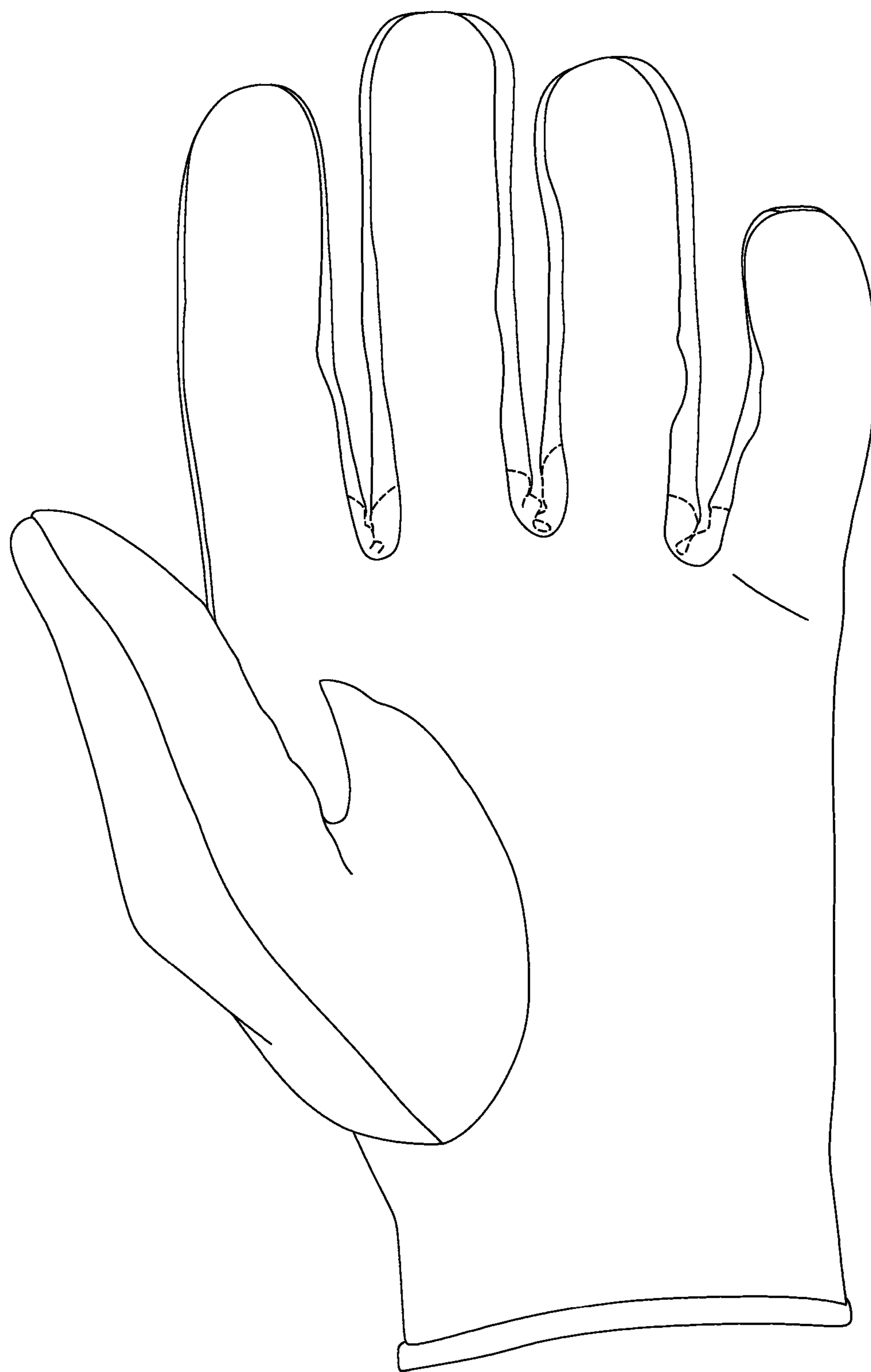


FIG. 1

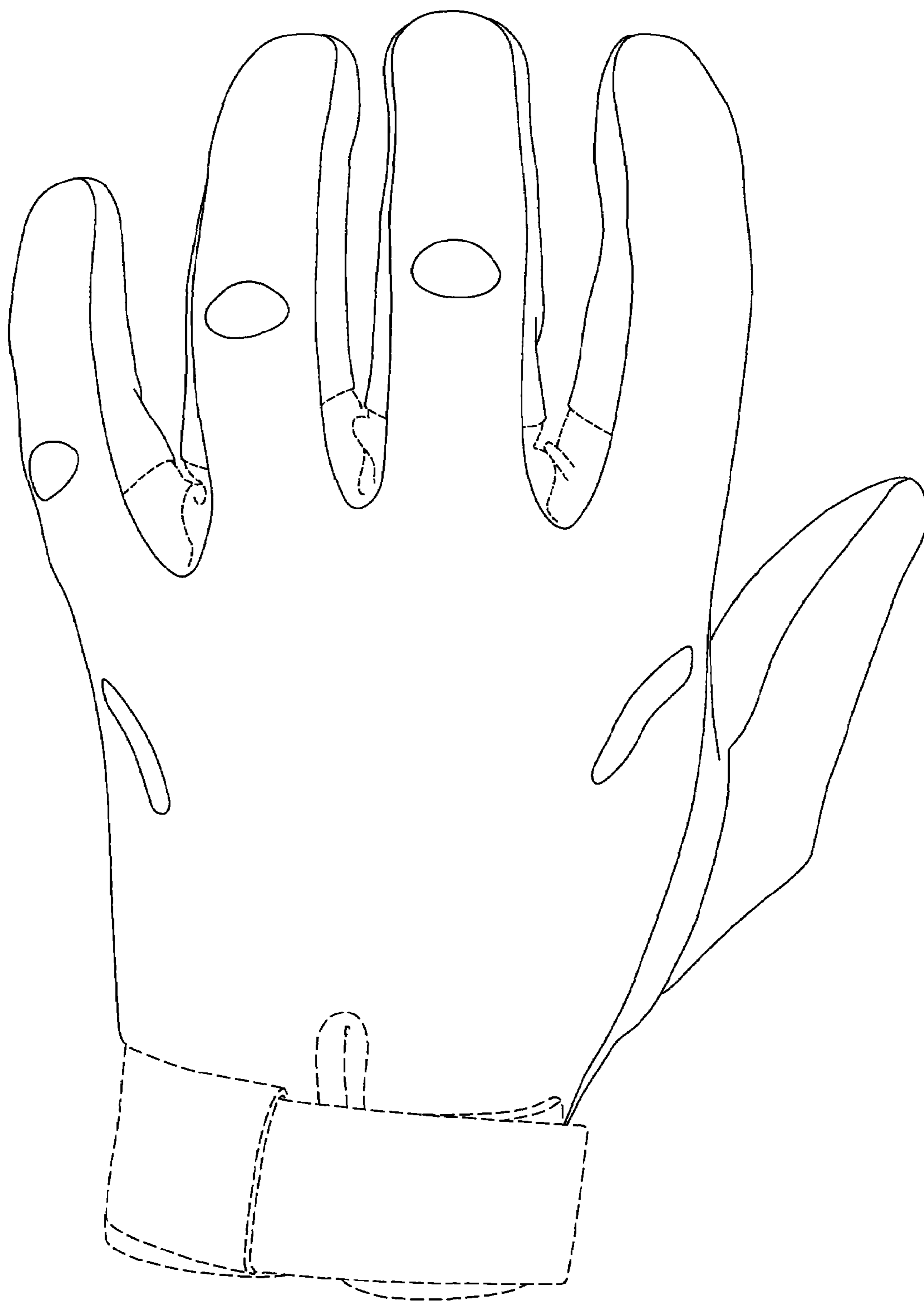


FIG. 2



FIG. 3

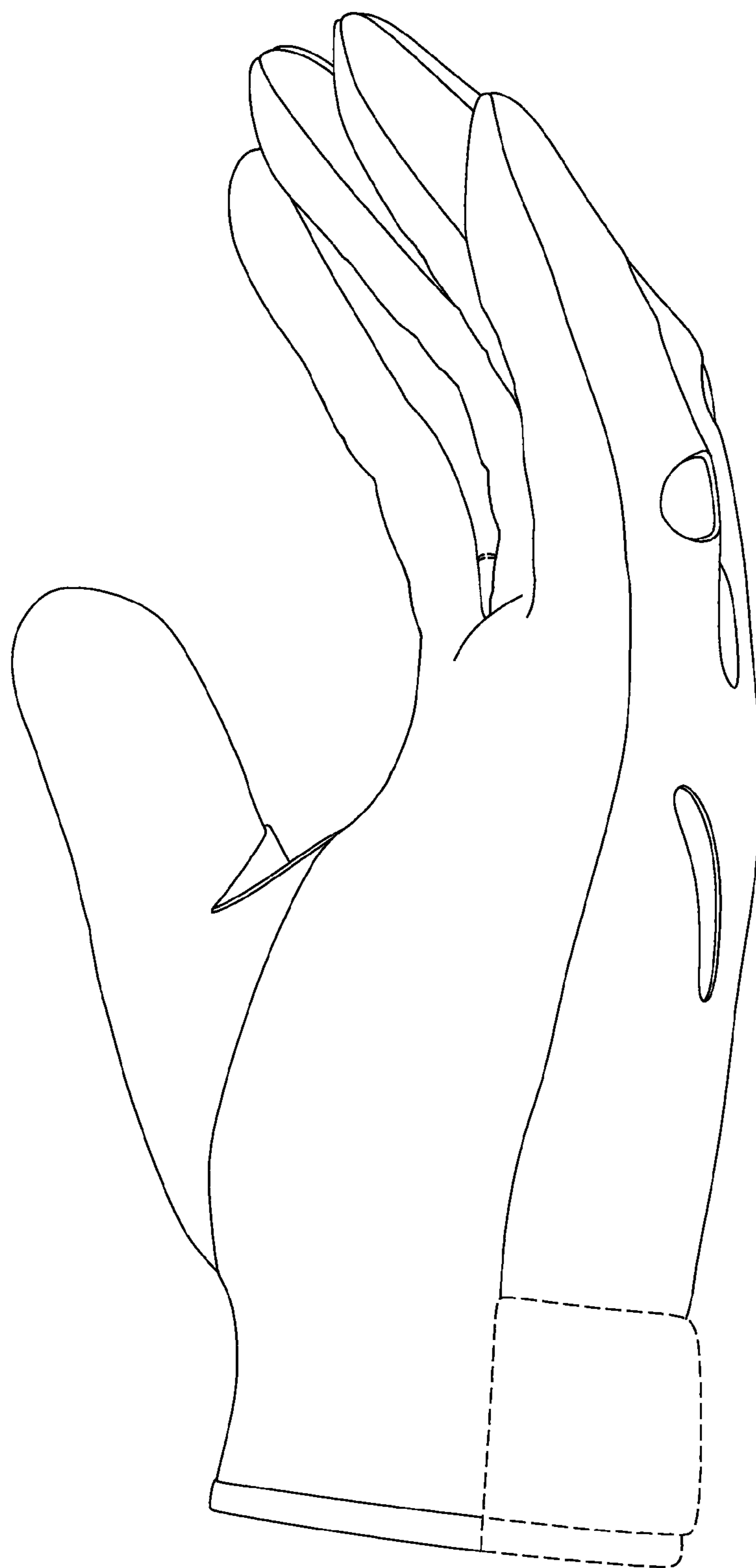


FIG. 4