



US00D595454S

(12) **United States Design Patent**
Fuente

(10) **Patent No.:** **US D595,454 S**
(45) **Date of Patent:** **** Jun. 30, 2009**

- (54) **CIGAR CASE**
- (75) Inventor: **Carlos P. Fuente**, Santiago (DO)
- (73) Assignee: **Fuente Marketing Ltd.** (VG)
- (**) Term: **14 Years**
- (21) Appl. No.: **29/318,332**
- (22) Filed: **May 18, 2008**

Related U.S. Application Data

- (63) Continuation-in-part of application No. 29/242,203, filed on Nov. 7, 2005, now Pat. No. Des. 573,303.
- (51) **LOC (9) Cl.** **27-06**
- (52) **U.S. Cl.** **D27/189**
- (58) **Field of Classification Search** D27/185-192, D27/183, 184; 206/236-241, 242-276, 831
See application file for complete search history.

References Cited

- (56) **U.S. PATENT DOCUMENTS**
- 175,171 A 3/1876 Rumpp
- (Continued)
- FOREIGN PATENT DOCUMENTS**
- FR 2488492 * 2/1982
- OTHER PUBLICATIONS**

U.S. Appl. No. 29/318,333, filed May 18, 2008.
(Continued)

Primary Examiner—Jennifer Rivard
(74) *Attorney, Agent, or Firm*—Finnegan, Henderson, Farabow, Garrett & Dunner LLP

(57) **CLAIM**

I claim the ornamental design for the cigar case, as shown and described.

DESCRIPTION

FIG. 1 is a three-dimensional view of the claimed design illustrating an inner casing inserted into an outer casing.

FIG. 2 is a top-side view of the claimed design illustrating an outer casing either with or without an inserted inner casing.

FIG. 3 is a bottom-side view of the claimed design illustrating an inner casing inserted into an outer casing.

FIG. 4 is a left-side view of the claimed design illustrating an inner casing inserted into an outer casing.

FIG. 5 is a right-side view of the claimed design illustrating an inner casing inserted into an outer casing.

FIG. 6 is a front-plan view of the claimed design illustrating an inner casing inserted into an outer casing.

FIG. 7 is a back-plan view of the claimed design illustrating an inner casing inserted into an outer casing.

FIG. 8 is a three-dimensional view of the claimed design illustrating an outer casing.

FIG. 9 is a bottom-side view of the claimed design illustrating an outer casing.

FIG. 10 is a top-side view of the claimed design illustrating an outer casing.

FIG. 11 is a left-side view of the claimed design illustrating an outer casing, the right side view being a mirror image thereof.

FIG. 12 is a front-plan view of the claimed design illustrating an outer casing, the back-plan view being a mirror image thereof.

FIG. 13 is a three-dimensional view of the claimed design illustrating an inner casing.

FIG. 14 is a bottom-side view of the claimed design illustrating an inner casing.

FIG. 15 is a top-side view of the claimed design illustrating an inner casing.

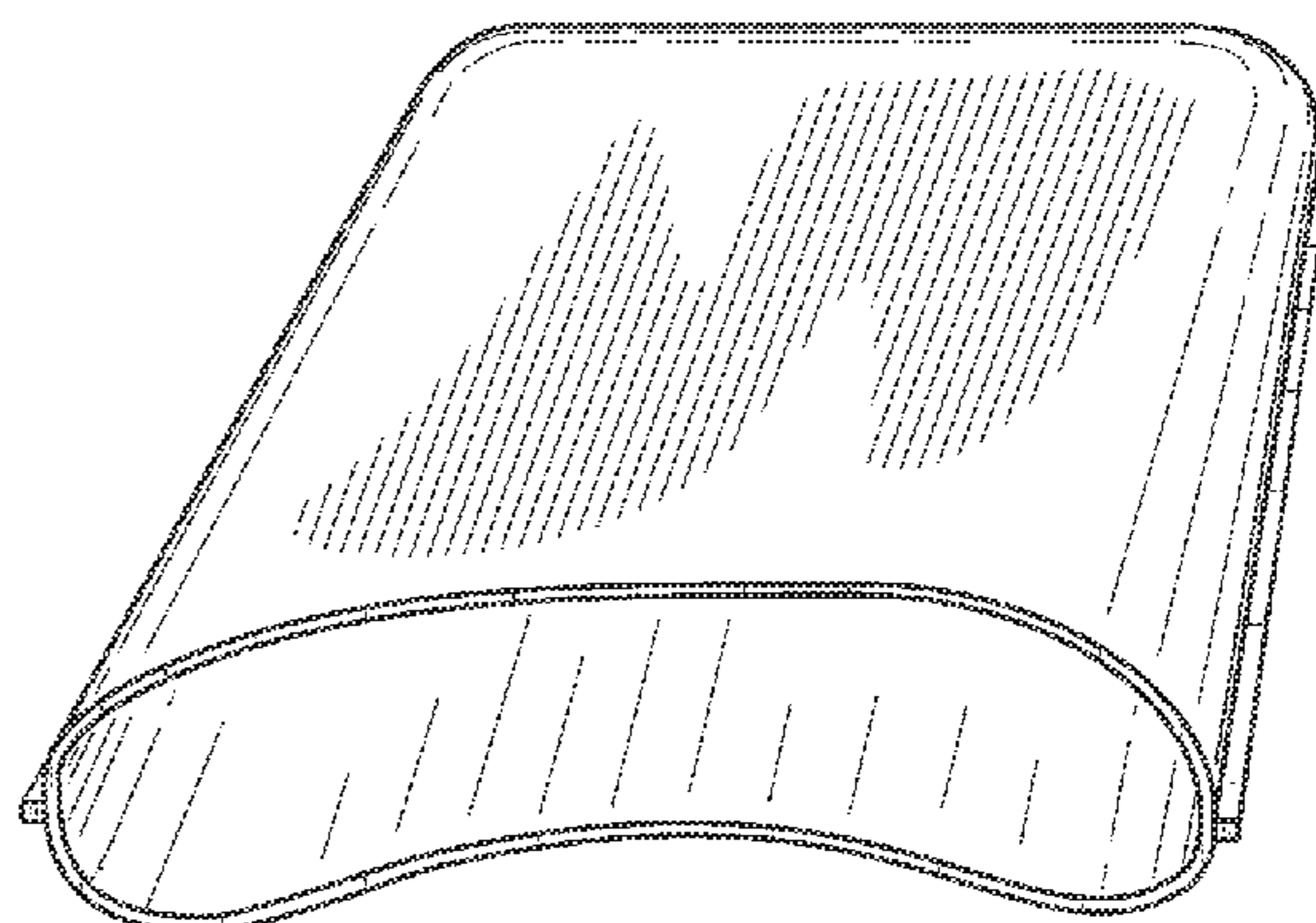
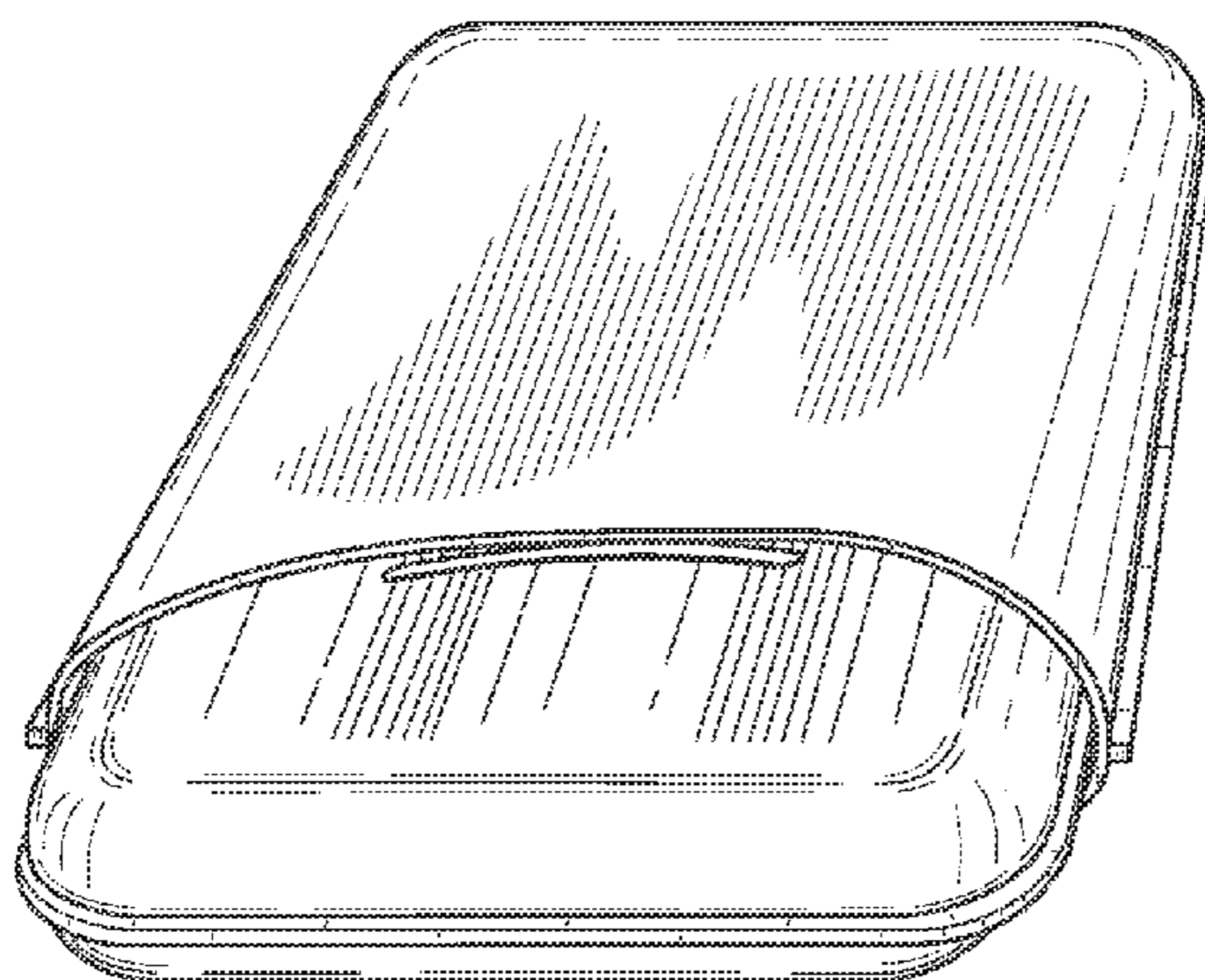
FIG. 16 is a left-side view of the claimed design illustrating an inner casing, the right-side view being a mirror image thereof.

FIG. 17 is a front-plan view of the claimed design illustrating an inner casing; and,

FIG. 18 is a back-plan view of the claimed design illustrating an inner casing.

The outer and inner casings are disclosed separately for convenience of illustration.

1 Claim, 11 Drawing Sheets



US D595,454 S

Page 2

U.S. PATENT DOCUMENTS

489,426	A	1/1893	Wientge	
D23,579	S	8/1894	Walters	
D28,176	S	1/1898	Epstein	
D147,120	S	7/1947	Dietrich	
D268,785	S	4/1983	Sommers	
4,465,184	A	8/1984	Bruce	
D279,508	S	7/1985	Bauer et al.	
D383,495	S	* 9/1997	Mollet	D19/85
D408,942	S	4/1999	Fanning et al.	
D426,018	S	5/2000	White et al.	
6,298,857	B1	10/2001	Schmidt	
D573,303	S	7/2008	Fuente	

OTHER PUBLICATIONS

U.S. Appl. No. 29/318,334, filed May 18, 2008.
www.NeptuneCigar.com, Three Robusto Black Leather Pouch, Aug. 19, 2004, Wayback Machine Web Site, <http://web.archive.org>.
www.milantobacco.com, Handcrafted Leather 3-finger Cigar Case, Oct. 15, 2004, Wayback Machine Web Site, <http://web.archive.org>.
Office Action dated Aug. 16, 2007, in related U.S. Appl. No. 29/242,203.

* cited by examiner

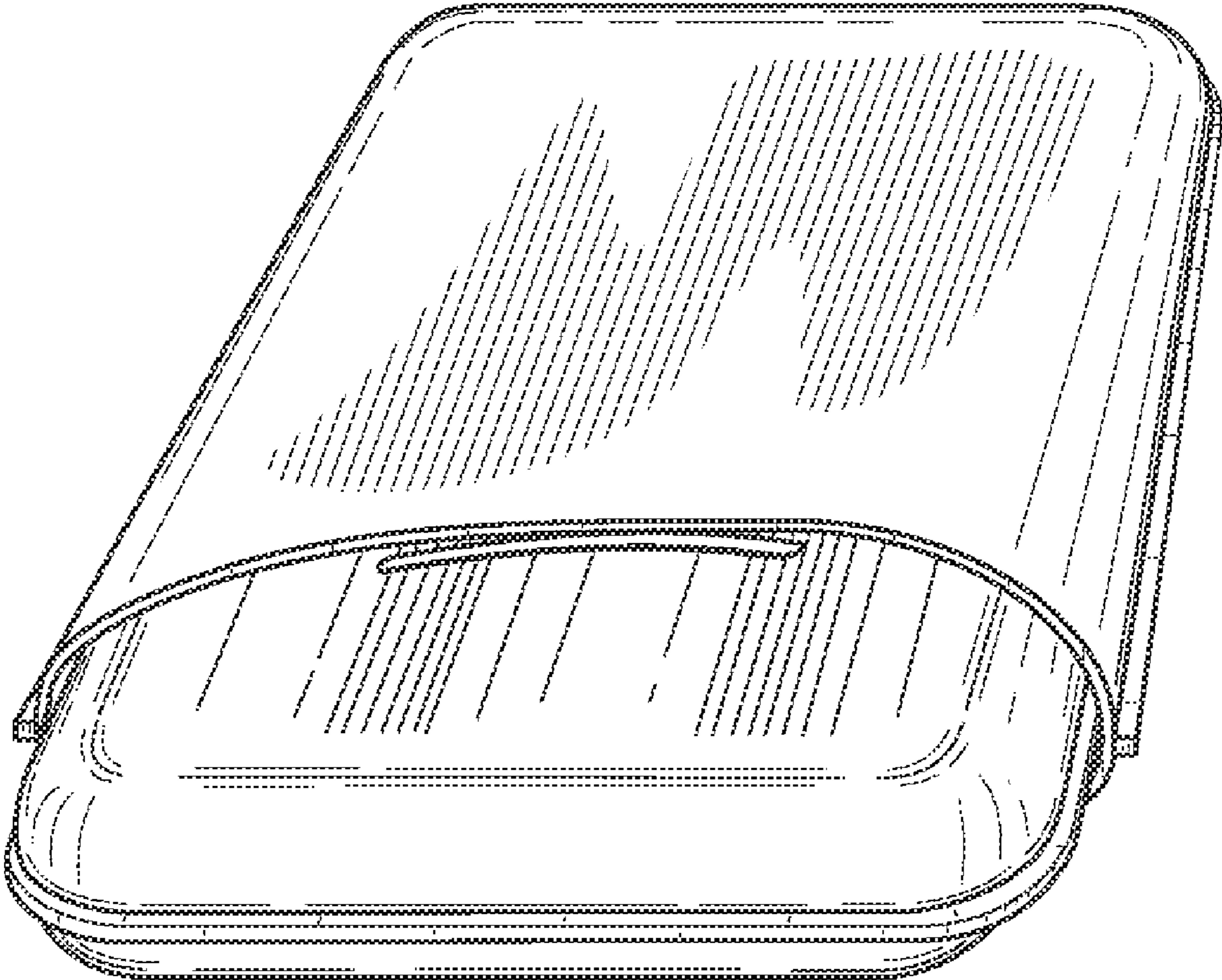


FIG. 1




FIG. 2




FIG. 3




FIG. 4




FIG. 5

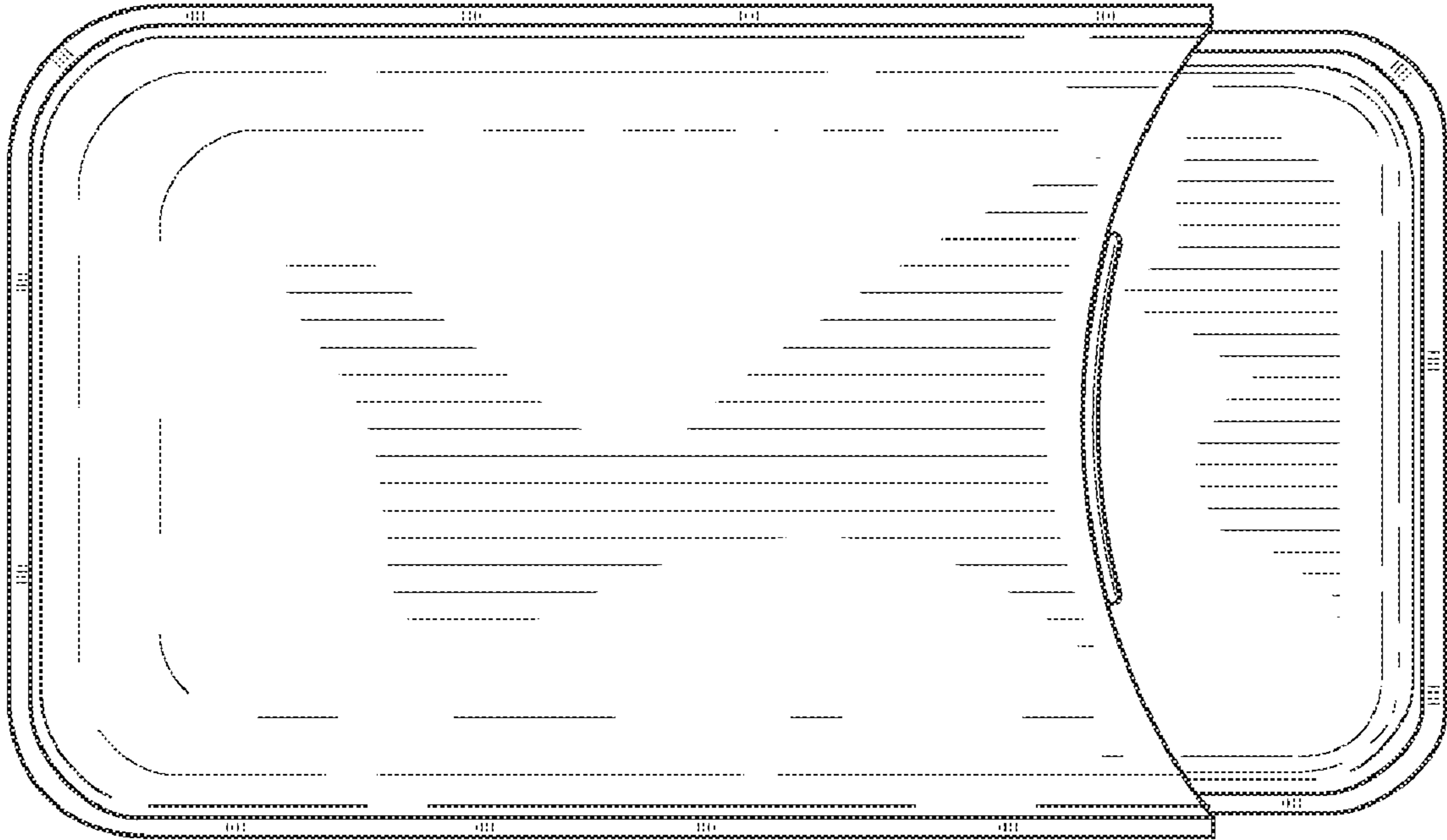


FIG. 6

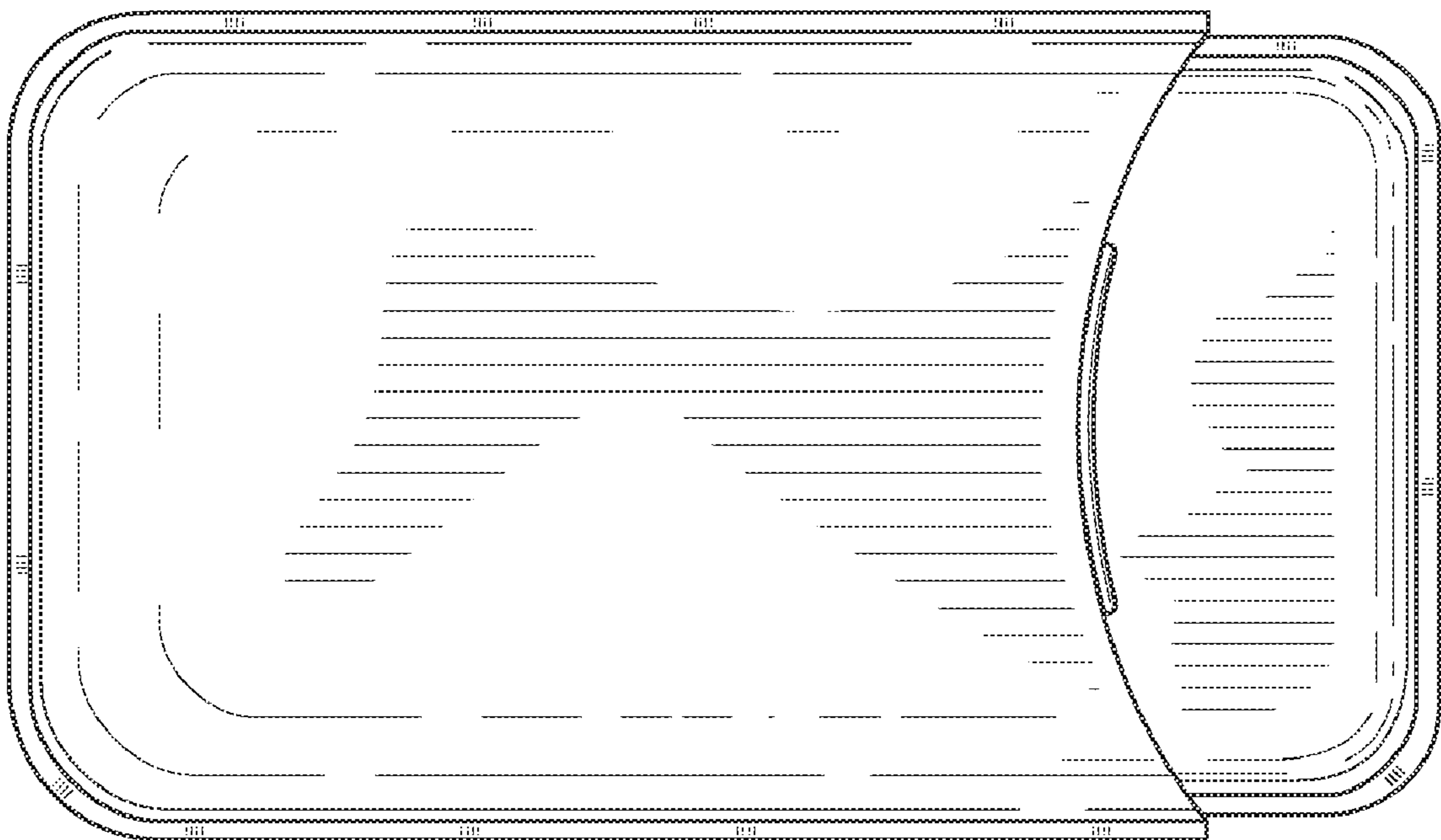


FIG. 7

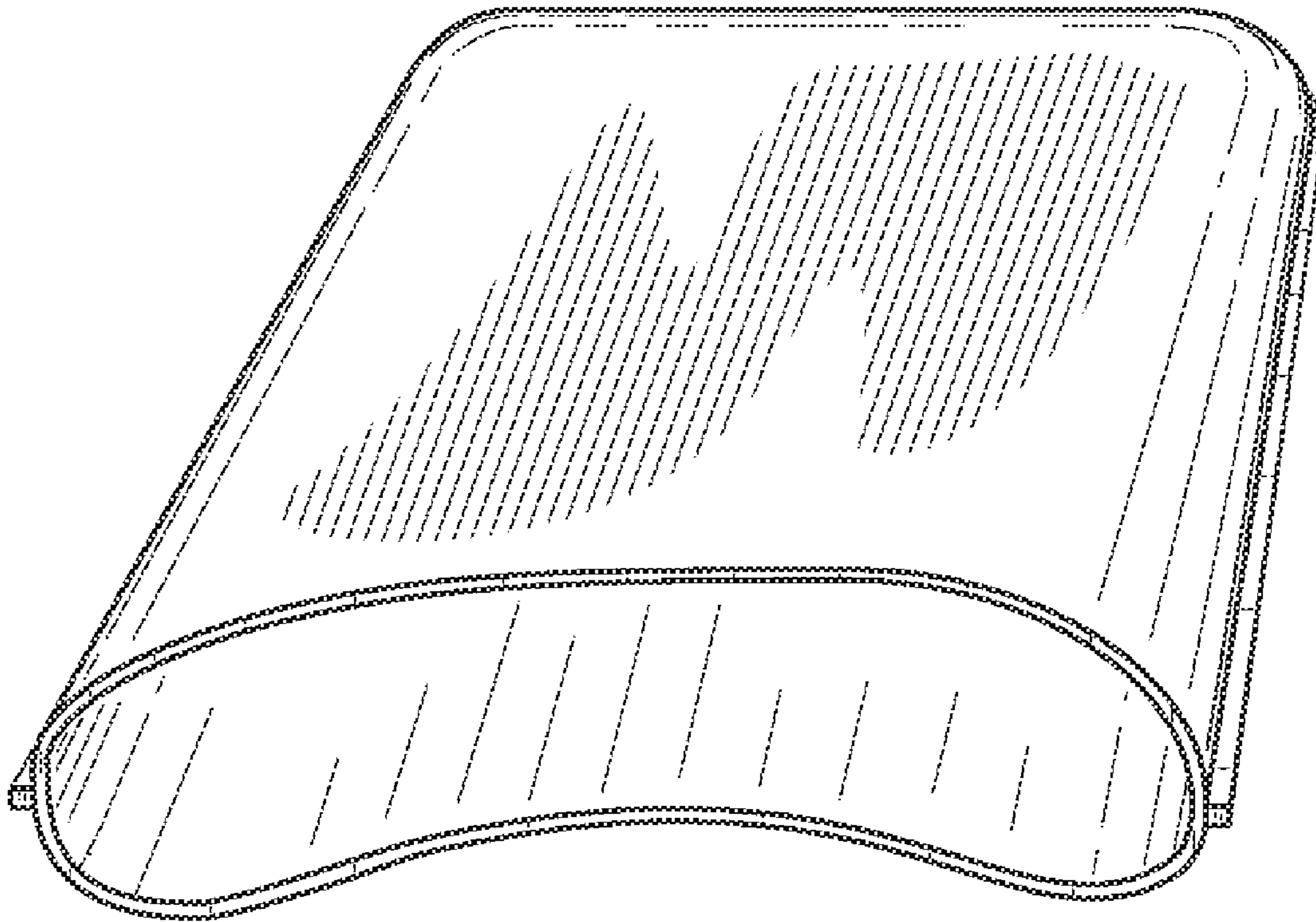


FIG. 8




FIG. 9




FIG. 10




FIG. 11




FIG. 12

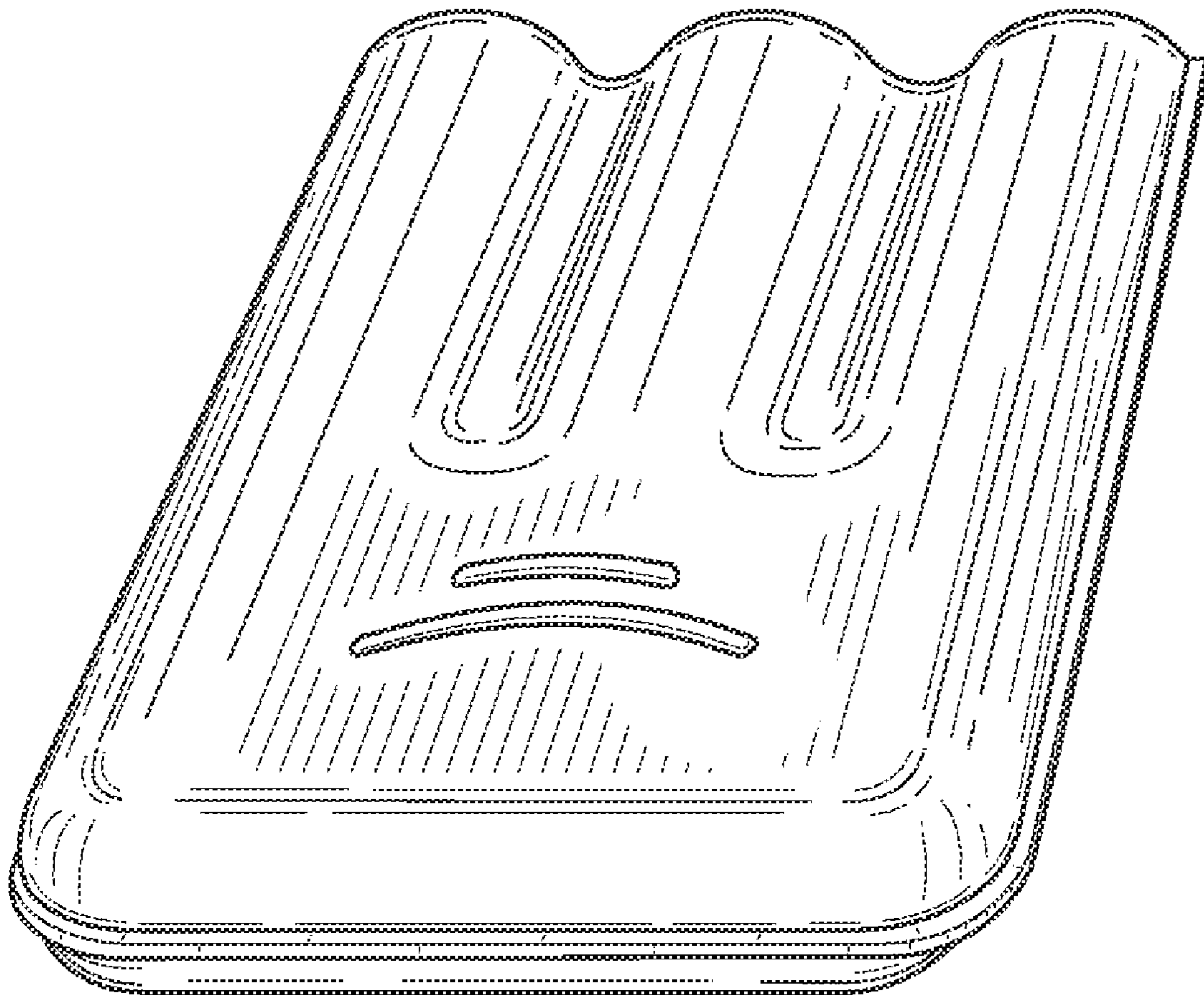


FIG. 13




FIG. 14



FIG. 15




FIG. 16

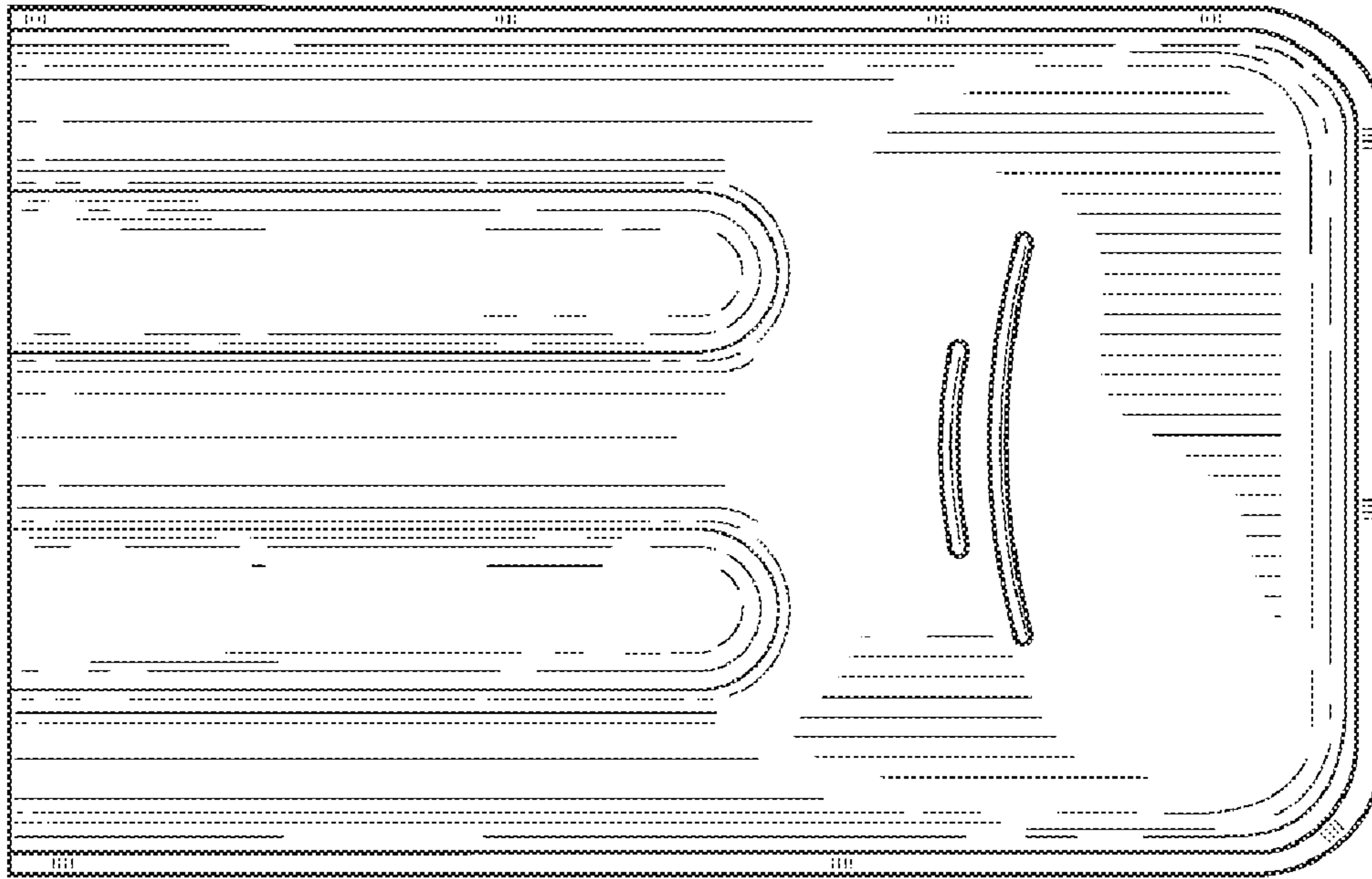


FIG. 17

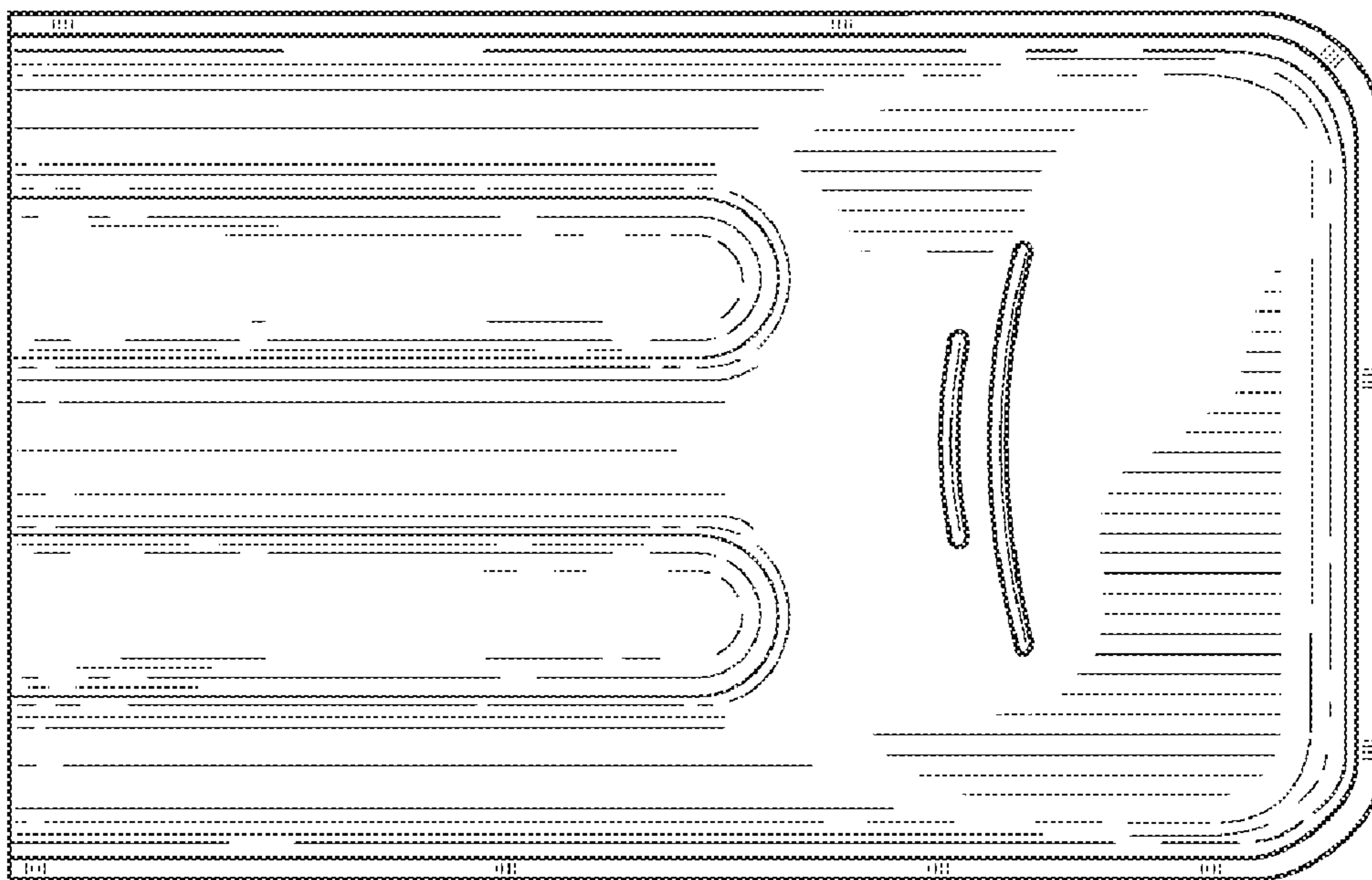


FIG. 18