

US00D595448S

(12) **United States Design Patent**
Sabernig

(10) **Patent No.:** **US D595,448 S**

(45) **Date of Patent:** **** Jun. 30, 2009**

(54) **LIGHT FIXTURE**

(75) Inventor: **Robert Sabernig**, Munster (AT)

(73) Assignee: **EGLO Leuchten GmbH**, Innsbruck (AT)

(**) Term: **14 Years**

(21) Appl. No.: **29/303,132**

(22) Filed: **Feb. 1, 2008**

(51) **LOC (9) Cl.** **26-03**

(52) **U.S. Cl.** **D26/88; D26/85**

(58) **Field of Classification Search** D26/72,
D26/76, 80-92, 142-144; 362/147, 404-408,
362/806

See application file for complete search history.

(56) **References Cited**

U.S. PATENT DOCUMENTS

D123,048 S * 10/1940 Doane D26/76
D127,379 S * 5/1941 Parisson D26/76

D128,786 S * 8/1941 McCann D26/90
D135,613 S * 5/1943 Hallman D26/82
2,341,895 A * 2/1944 Beck 362/221
D140,107 S * 1/1945 Lippincott D26/76
D374,737 S * 10/1996 Can D26/80
D397,818 S * 9/1998 Herst et al. D26/76
D468,474 S * 1/2003 Poulton D26/90

* cited by examiner

Primary Examiner—Clare E Heflin

(74) *Attorney, Agent, or Firm*—Baker & McKenzie LLP

(57) **CLAIM**

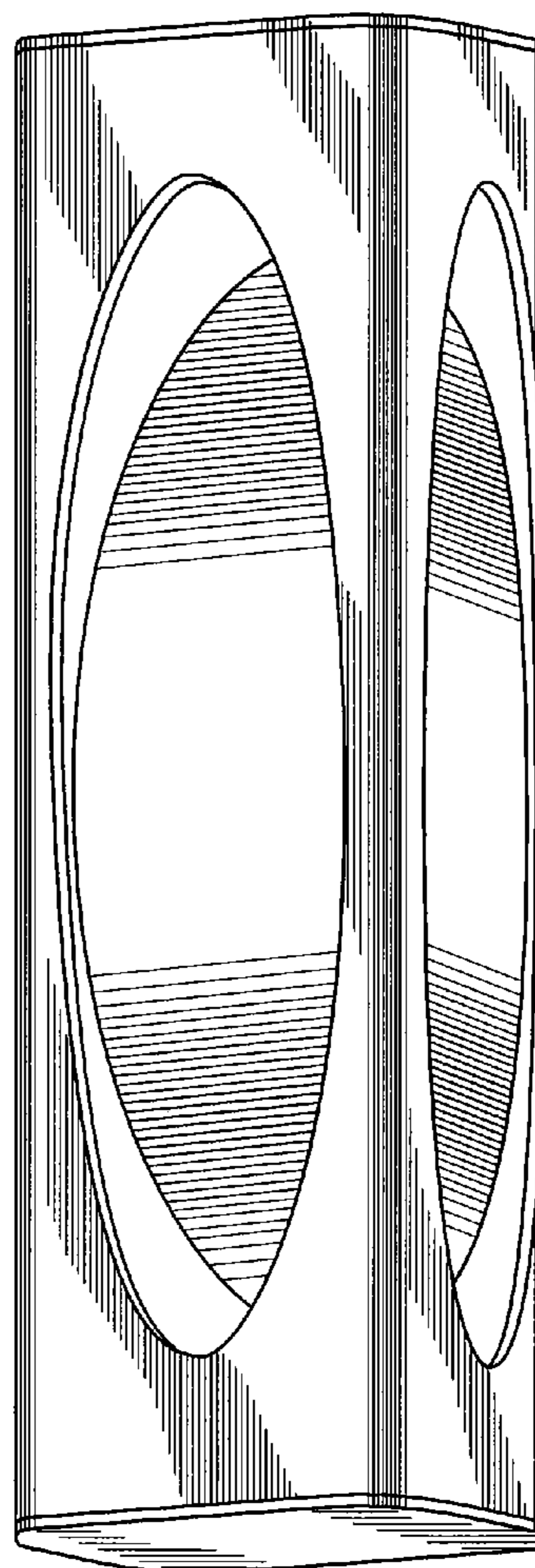
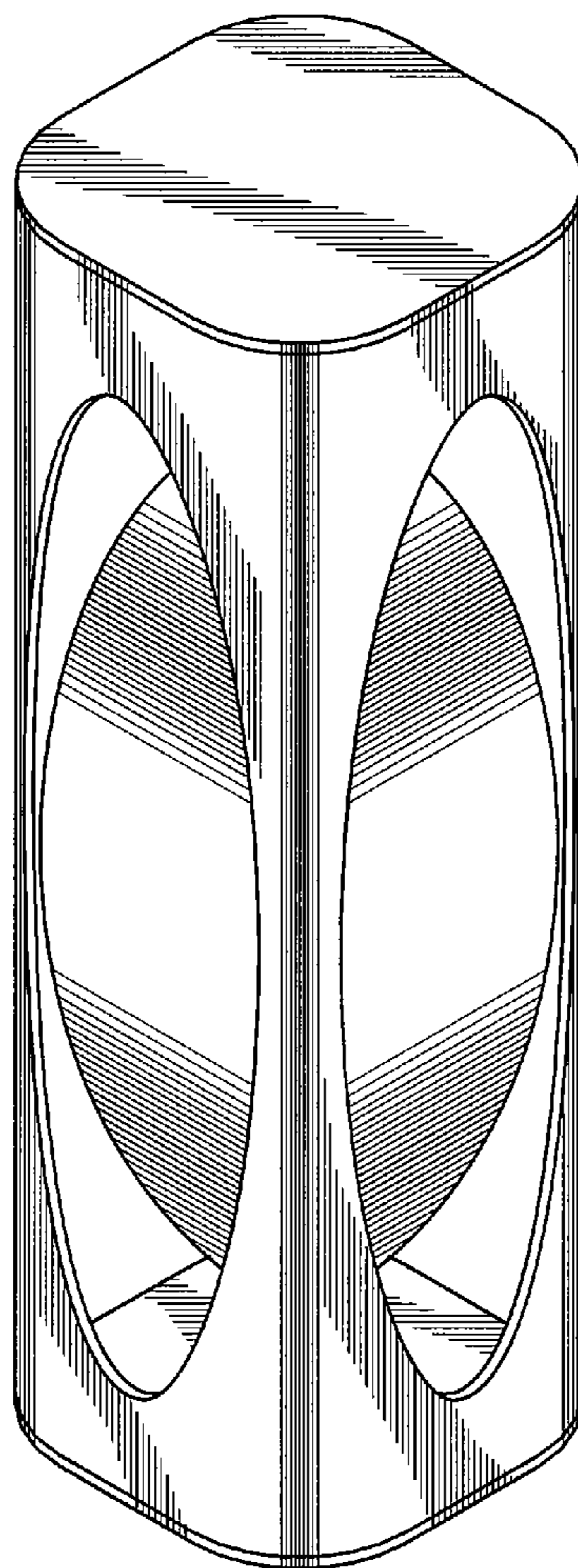
The ornamental design for a light fixture, as shown and described.

DESCRIPTION

FIG. 1 is a top perspective view of a light fixture in accordance with my design; and,

FIG. 2 is a side perspective view of the light fixture in accordance with my design.

1 Claim, 1 Drawing Sheet



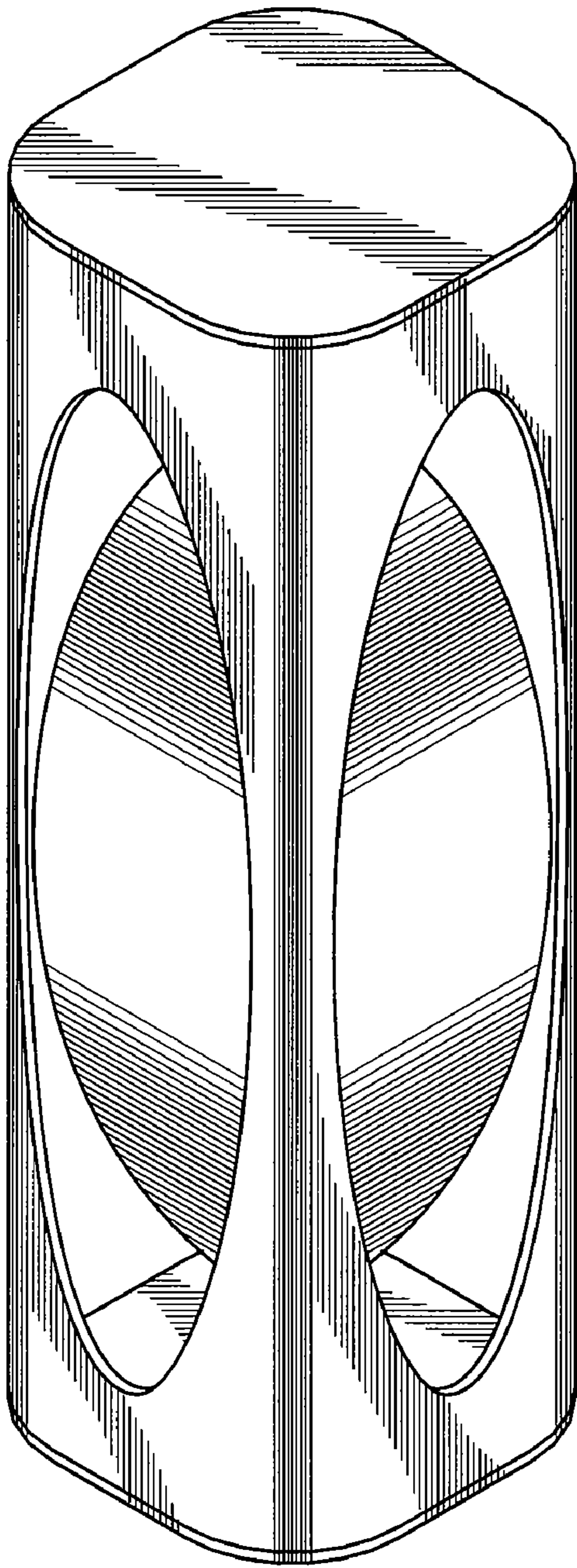


Fig.1

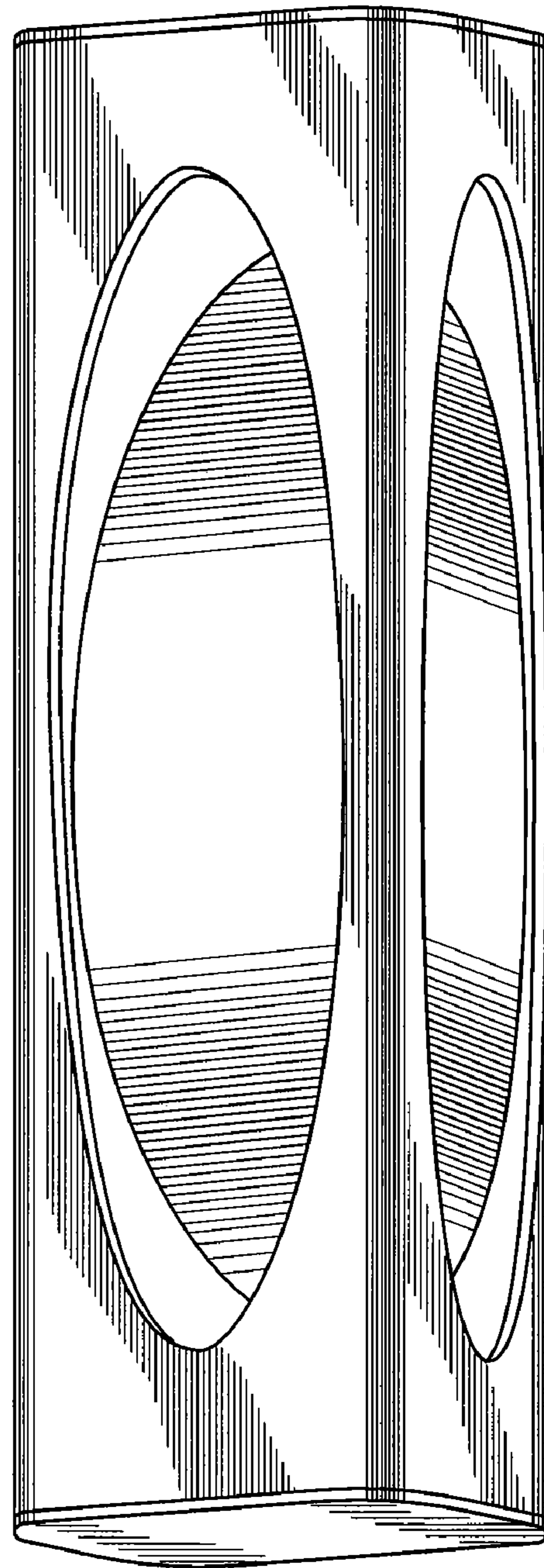


Fig.2