



US00D595443S

(12) **United States Design Patent**  
**Tran et al.**

(10) **Patent No.:** **US D595,443 S**

(45) **Date of Patent:** **\*\* Jun. 30, 2009**

(54) **LIGHTING FIXTURE**

(75) Inventors: **Michael Trung Tran**, Oakland, CA (US); **Frank A. Friedman**, Mill Valley, CA (US); **Peter Y. Y. Ngai**, Alamo, CA (US)

(73) Assignee: **Acuity Brands, Inc.**, Atlanta, GA (US)

(\*\*) Term: **14 Years**

(21) Appl. No.: **29/286,505**

(22) Filed: **May 8, 2007**

(51) **LOC (9) Cl.** ..... **26-03**

(52) **U.S. Cl.** ..... **D26/76**

(58) **Field of Classification Search** ..... D26/35,  
D26/72, 74-79, 81-92, 113, 115-118, 122-123;  
362/147, 148, 217-225, 260, 283, 291, 293,  
362/337, 347, 363, 364, 348

See application file for complete search history.

(56) **References Cited**

**U.S. PATENT DOCUMENTS**

1,941,079	A *	12/1933	Exelmans	.....	362/224
D106,873	S *	11/1937	Stewart	.....	D26/24
2,334,005	A *	11/1943	Hoeveler	.....	362/223
D269,910	S *	7/1983	Johansson	.....	D25/124
4,573,111	A	2/1986	Herst et al.		
4,669,033	A *	5/1987	Lee	.....	362/217
D500,882	S	1/2005	Herst et al.		
D500,883	S	1/2005	Herst et al.		
6,863,420	B1 *	3/2005	Schutz	.....	362/340
6,866,403	B1 *	3/2005	Schaak	.....	362/284
D546,493	S *	7/2007	Friedman	.....	D26/76
D561,926	S *	2/2008	Salman	.....	D26/76
7,329,022	B2 *	2/2008	Tran et al.	.....	362/147
D575,898	S *	8/2008	Tran et al.	.....	D26/113
2002/0071272	A1 *	6/2002	Tenmyo	.....	362/223
2009/0002978	A1 *	1/2009	Tran et al.	.....	362/223

**OTHER PUBLICATIONS**

Peerless Lighting Catalog Sheet, "4" Round Dimensions Pendant Mount," 1986.

Peerless Lighting Catalog Sheet, "4" Round Dimensions Rotatable Pendant Mount," 1986.

Peerless Lighting Catalog Sheet, "6" Round: Softshine Optics High Efficiency Up," 1986.

Peerless Lighting Catalog Sheet, "6" Round: Softshine Optics Open Up/Wide Spread Down," 1986.

Peerless Lighting Product Brochure, "9" Round Systems," 1986.

Peerless Lighting Product Brochure, "Mountings and Configurations," 1986.

Peerless Lighting Product Brochure, "Lightfoil2, 2"×12" Wall Mounted," 2004.

\* cited by examiner

*Primary Examiner*—Robert M. Spear

*Assistant Examiner*—Susan E Krakower

(74) *Attorney, Agent, or Firm*—Donald L. Beeson; Beeson Skinner Beverly LLP

(57) **CLAIM**

The ornamental design for a lighting fixture, as shown and described.

**DESCRIPTION**

FIG. 1 is a bottom perspective view of a lighting fixture showing our new design;

FIG. 2 is a right side elevational view thereof, the left side being a mirror image;

FIG. 3 is a bottom plan view thereof;

FIG. 4 is a top plan view thereof;


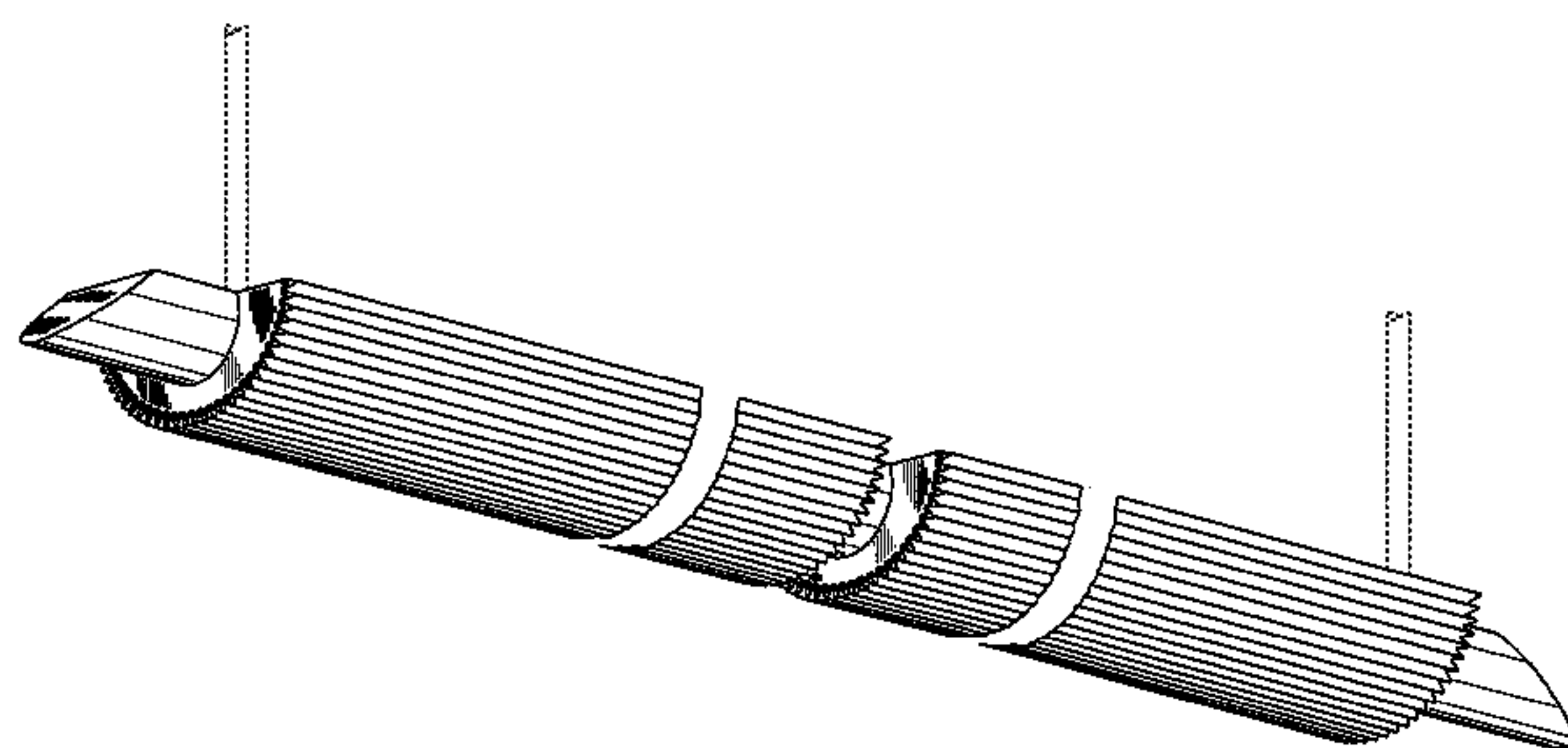
FIG. 5 is an end elevational view thereof;

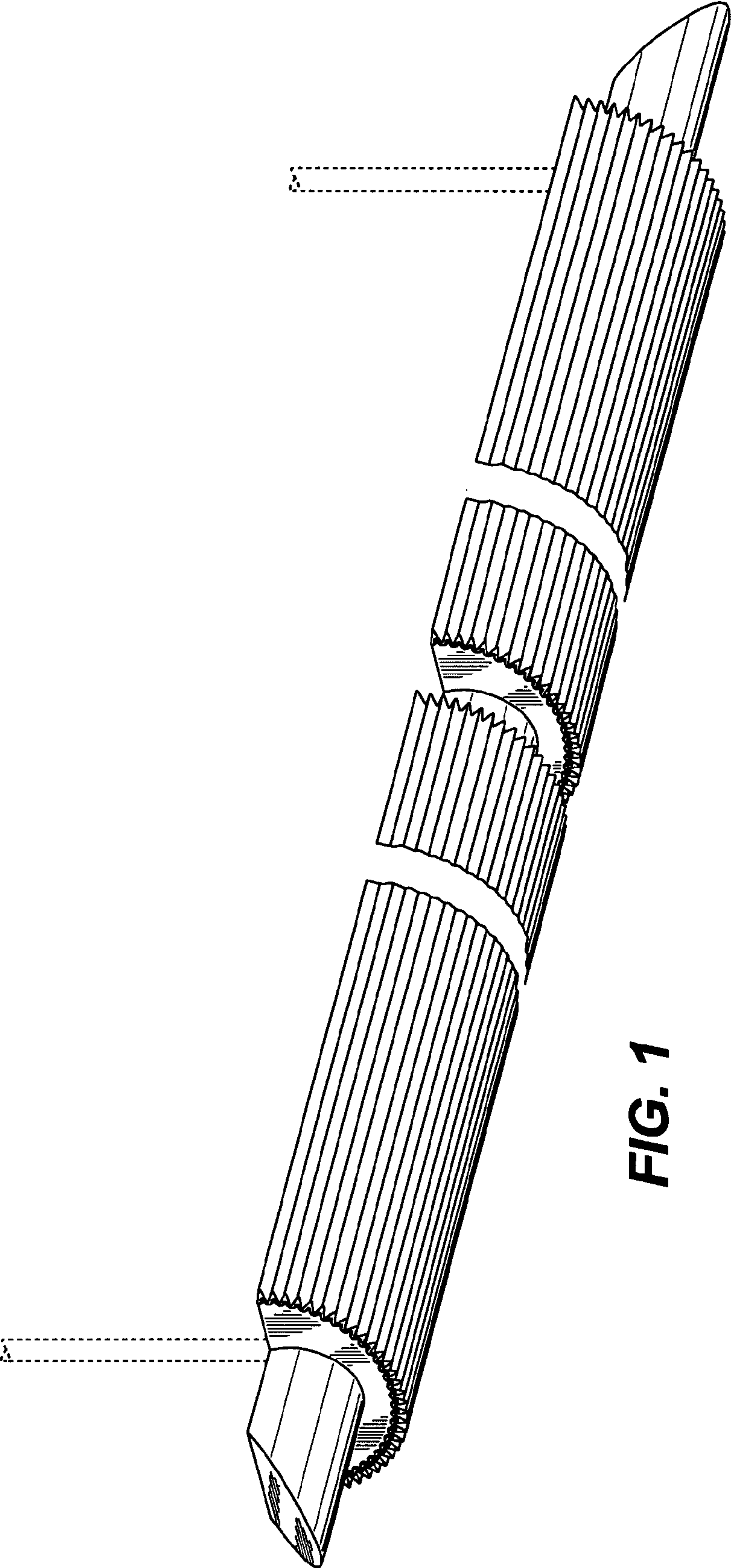
FIG. 6 is an enlarged end elevational view thereof; and,

FIG. 7 is an enlarged right side elevational view of one of the end portions thereof.

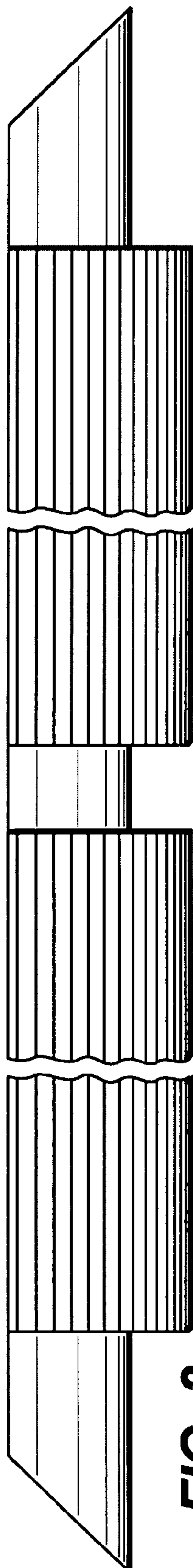
FIGS. 1-4 are broken away to indicate no specific length is claimed.

**1 Claim, 5 Drawing Sheets**

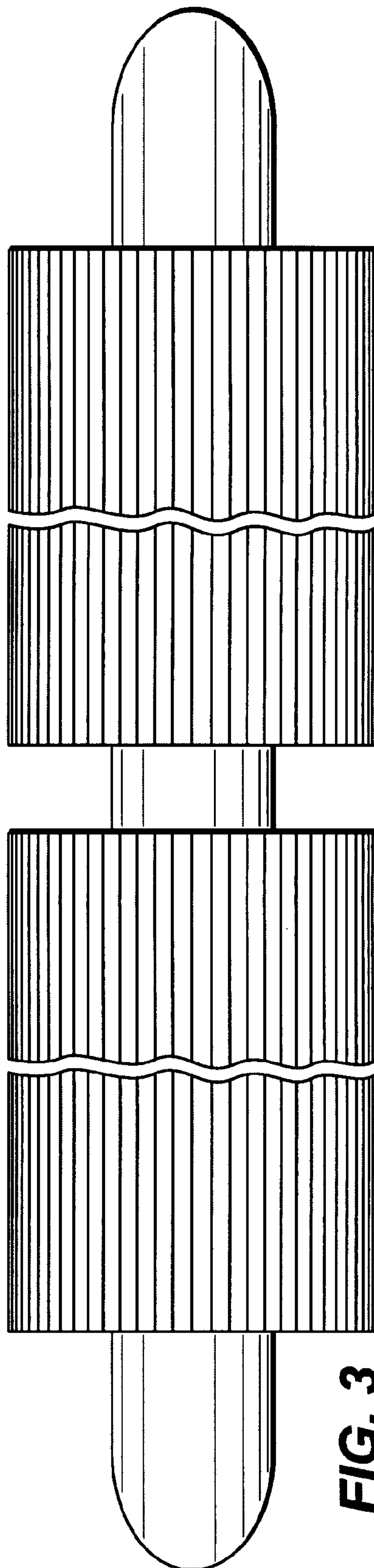




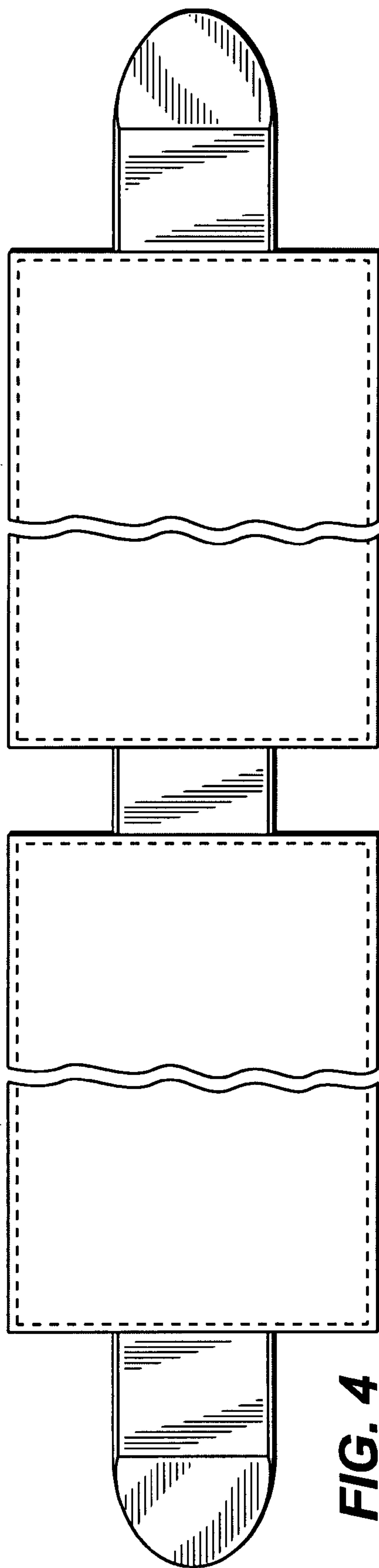
**FIG. 1**



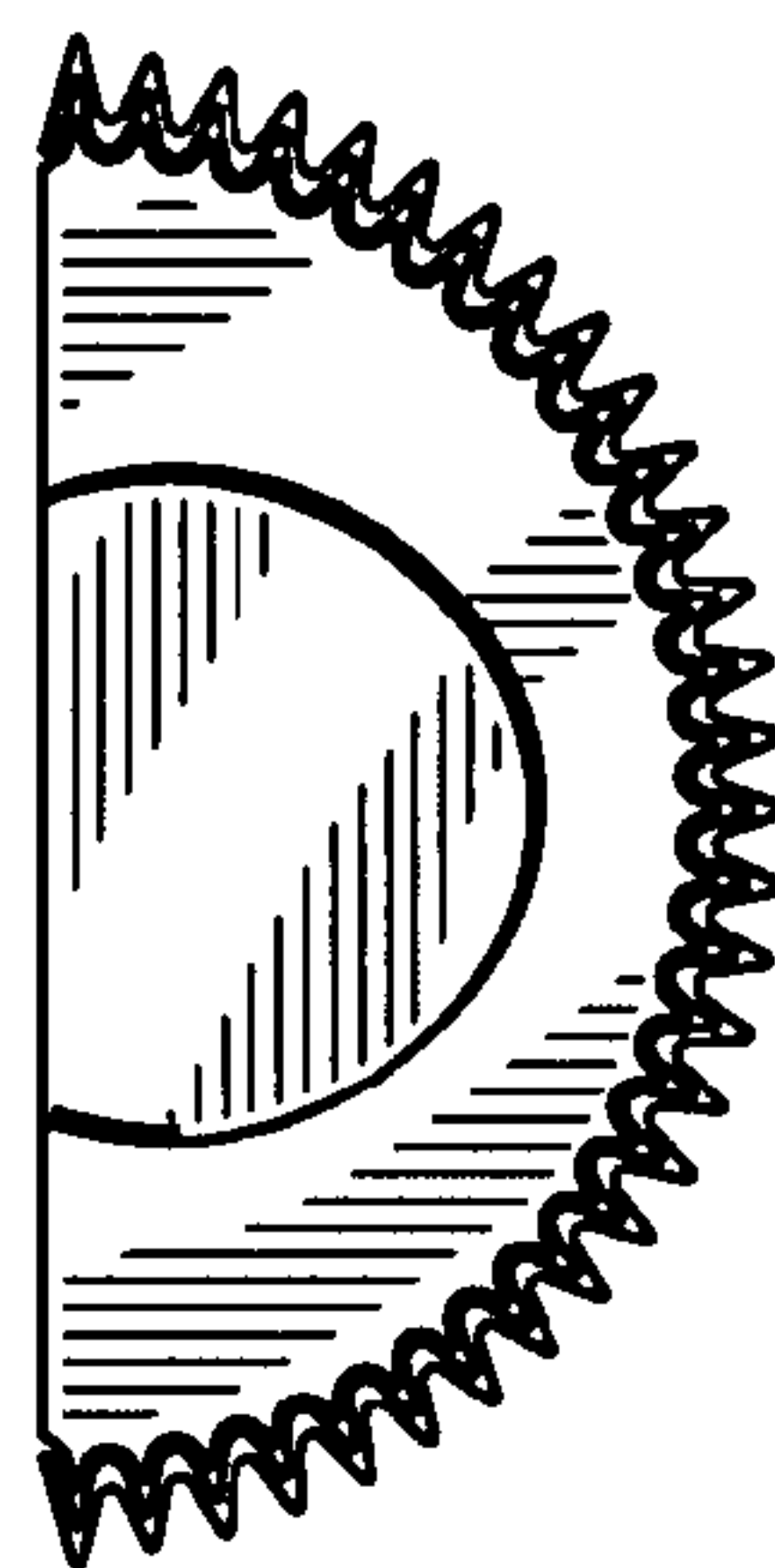
**FIG. 2**



**FIG. 3**



**FIG. 4**



**FIG. 5**



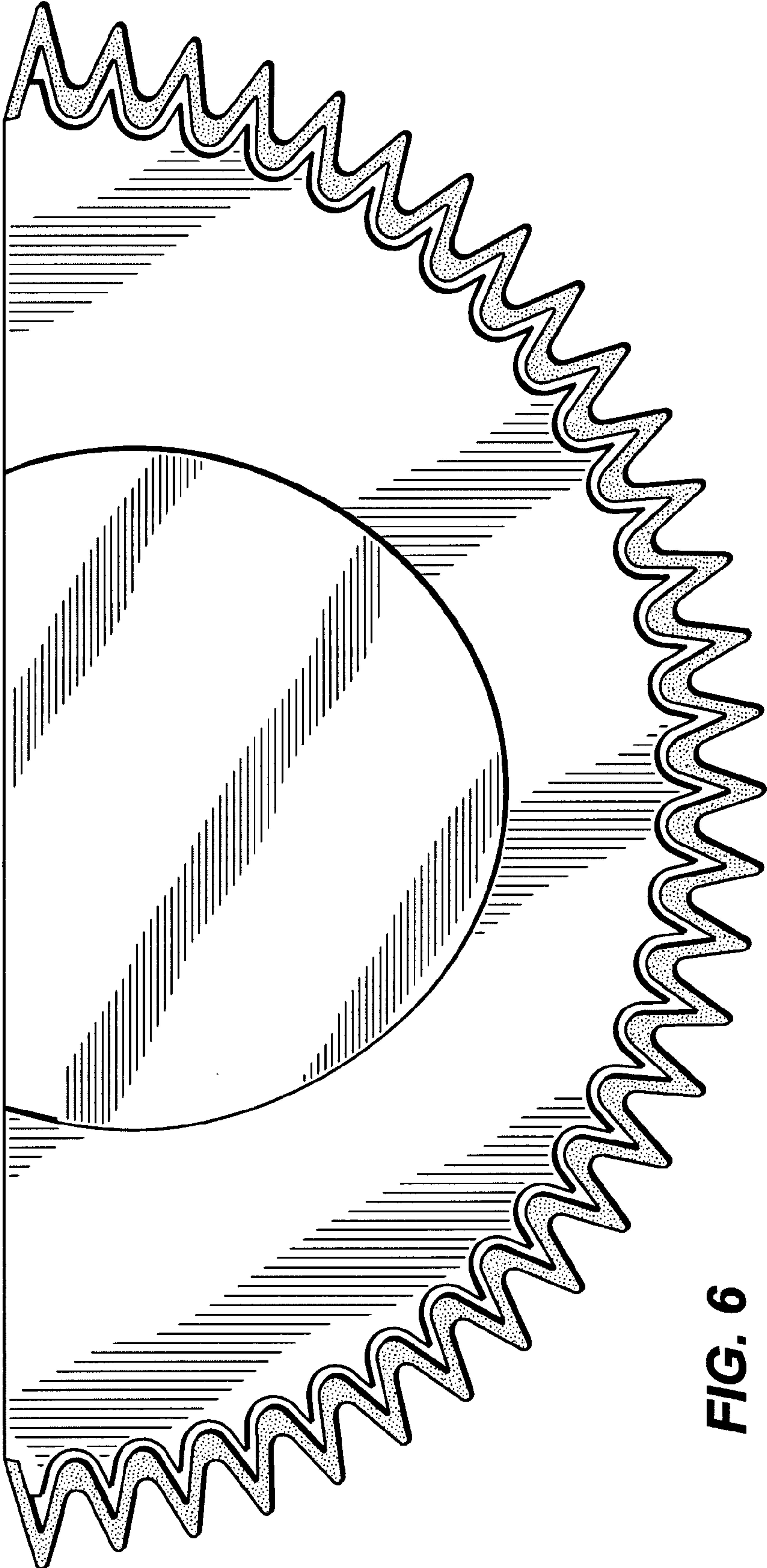
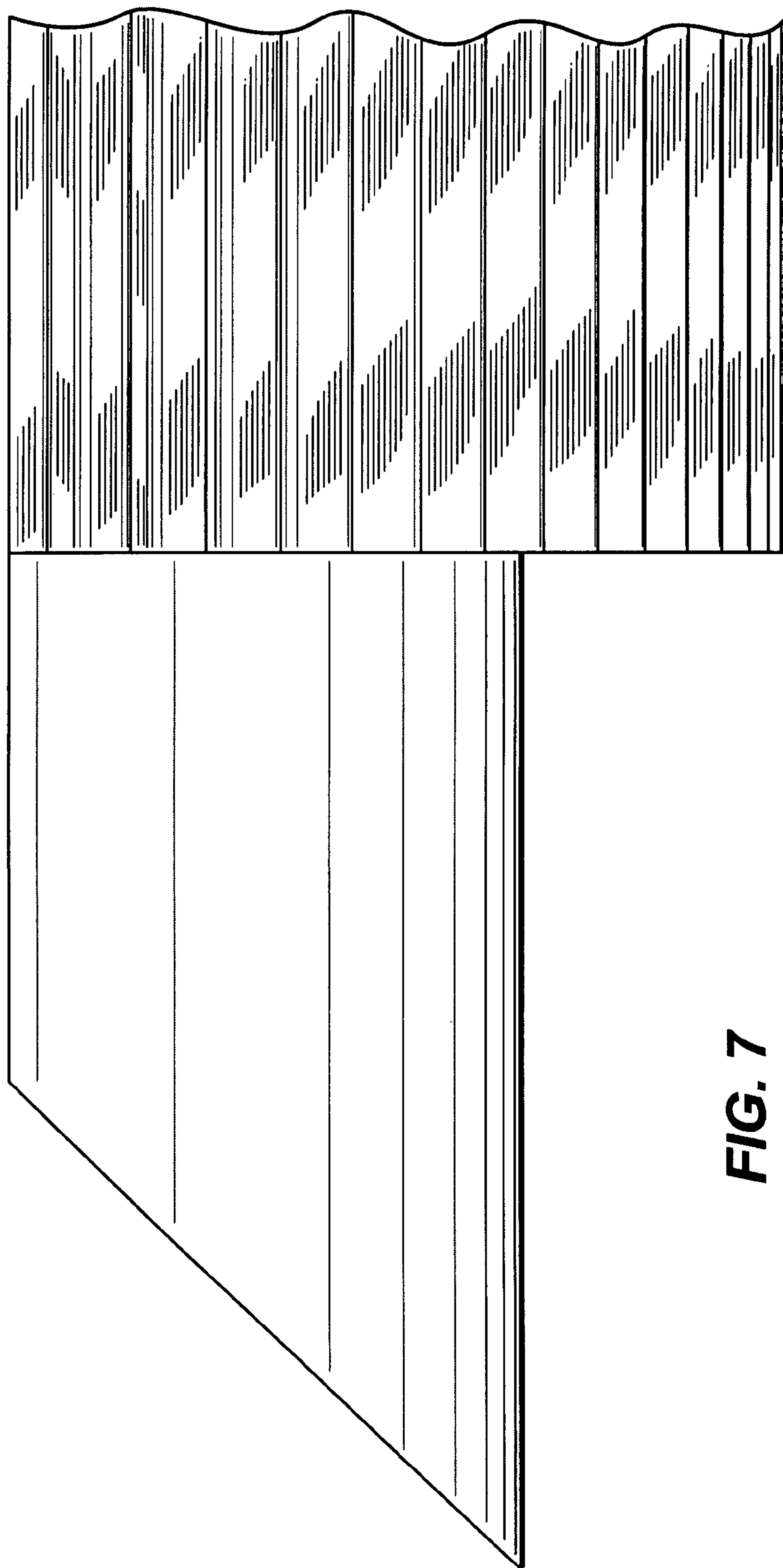


FIG. 6



**FIG. 7**