

US00D595441S

(12) **United States Design Patent**
Swanson

(10) **Patent No.:** **US D595,441 S**
(45) **Date of Patent:** **** Jun. 30, 2009**

(54) **TREE TORCHIERE WITH ADJUSTABLE TASK LIGHTS**

(75) Inventor: **Dennis K. Swanson**, Woodland Hills, CA (US)

(73) Assignee: **Lamps Plus, Inc.**, Chatsworth, CA (US)

(**) Term: **14 Years**

(21) Appl. No.: **29/262,317**

(22) Filed: **Jun. 28, 2006**

(51) **LOC (9) Cl.** **26-05**

(52) **U.S. Cl.** **D26/61**

(58) **Field of Classification Search** D26/60–66,
D26/93, 102–112; 362/269, 275, 287, 410,
362/411, 413, 414, 418, 419, 428, 402
See application file for complete search history.

(56) **References Cited**

U.S. PATENT DOCUMENTS

D353,904 S	12/1994	Swanson	
D370,546 S *	6/1996	Huang D26/93
D377,539 S	1/1997	Swanson	
D381,105 S	7/1997	Swanson	
D381,759 S *	7/1997	Yeh D26/65
5,690,426 A *	11/1997	Sherman 362/410
D389,934 S *	1/1998	Yeh D26/65
D393,731 S *	4/1998	Swanson D26/65
D426,009 S *	5/2000	Swanson D26/65
D426,909 S	6/2000	Swanson	
D427,358 S	6/2000	Swanson	
D427,359 S	6/2000	Swanson	

D427,360 S	6/2000	Swanson	
D448,107 S	9/2001	Swanson	
D453,049 S	1/2002	Swanson	
D453,582 S	2/2002	Swanson	
D465,047 S *	10/2002	Dolan D26/65
D481,154 S *	10/2003	Swanson D26/102

OTHER PUBLICATIONS

http://www.lampsplus.com/Products/Torchieres/page_3/05080,
Product “Brushed Nickel Two Swing Arm Torchiere Lamp”, no
website date.*

* cited by examiner

Primary Examiner—Cathron Brooks

Assistant Examiner—Barbara Fox

(74) *Attorney, Agent, or Firm*—Billy A. Robbins; Connolly
Bove Lodge & Hutz L.L.P.

(57) **CLAIM**

The ornamental design for a tree torchiere with adjustable
task lights, substantially as shown.

DESCRIPTION

FIG. 1 is a perspective view of the tree torchiere with adjust-
able task lights of the present invention;

FIG. 2 is a front elevational view thereof;

FIG. 3 is a rear elevation view thereof;

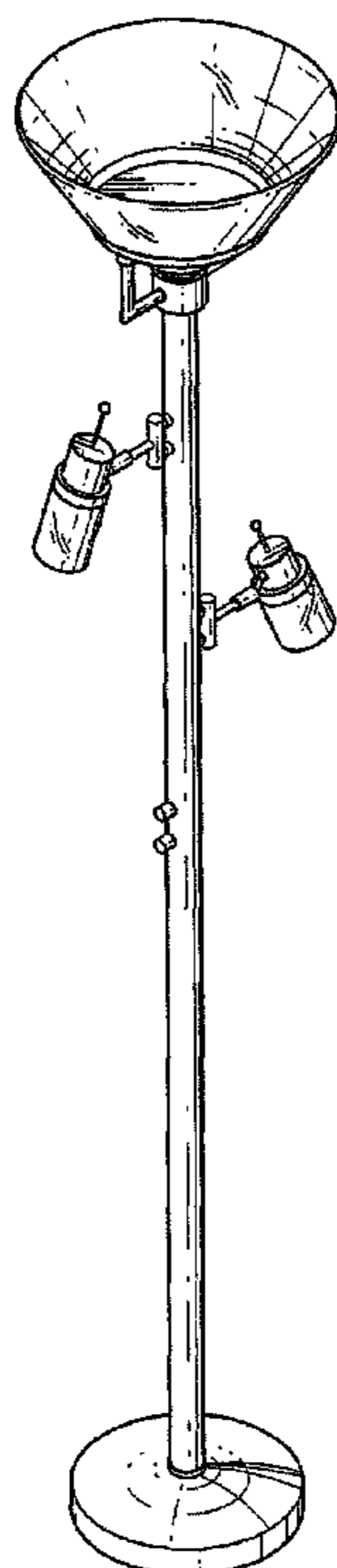
FIG. 4 is a left side view of FIG. 2 thereof;

FIG. 5 is a right side view of FIG. 2 thereof;

FIG. 6 is a top view thereof; and,

FIG. 7 is a bottom view thereof.

1 Claim, 4 Drawing Sheets



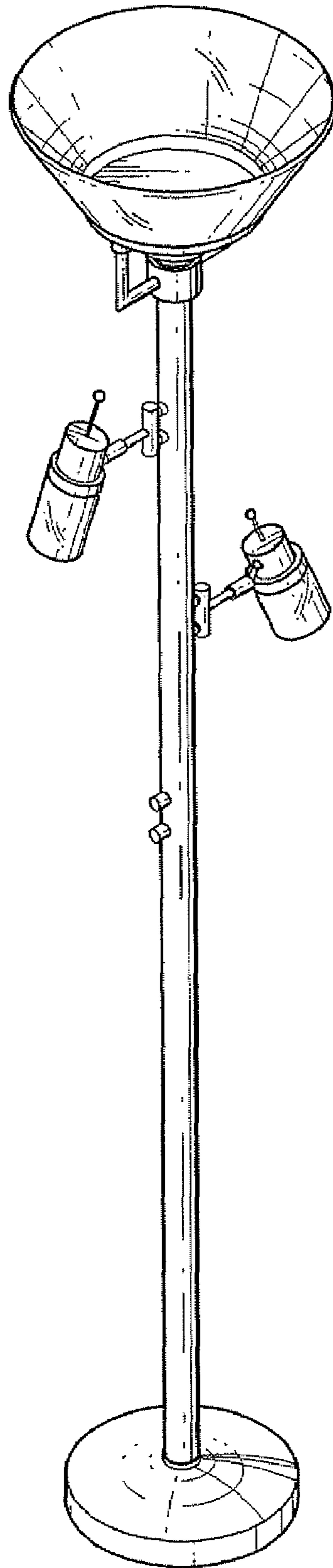


FIG. 1

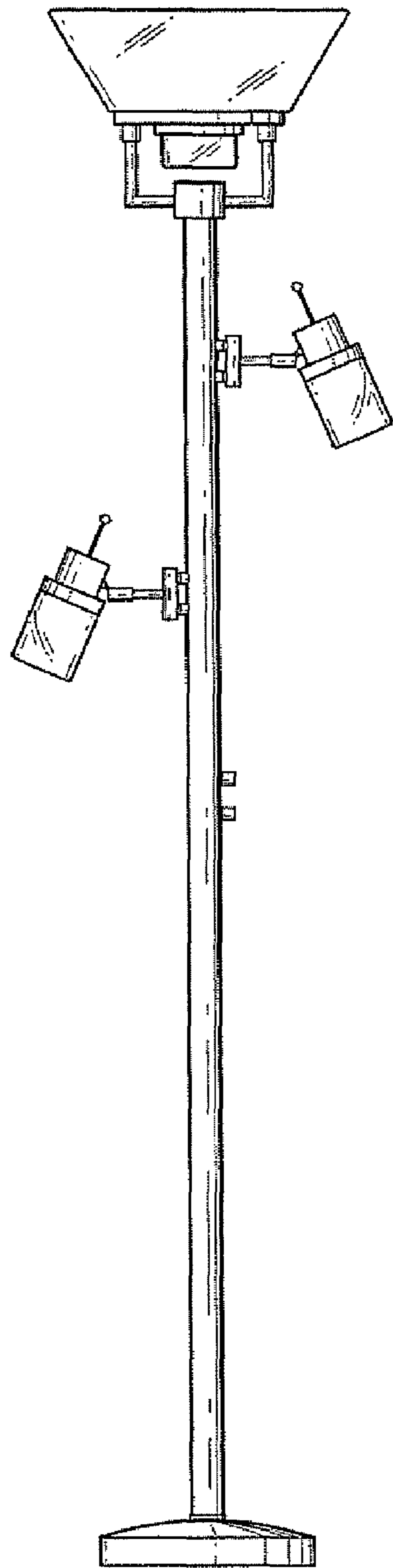


FIG. 2

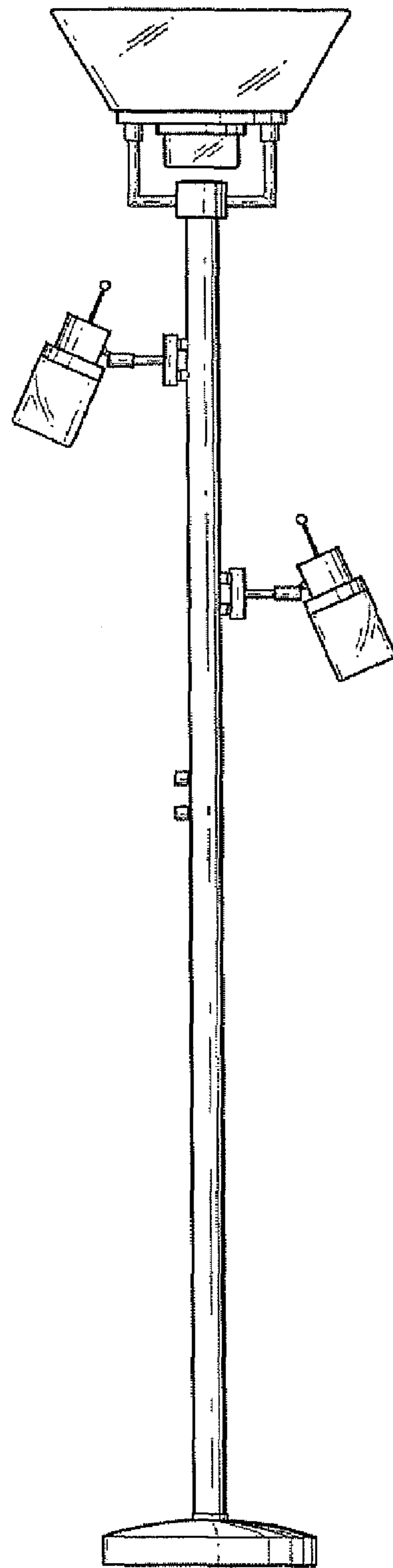


FIG. 3

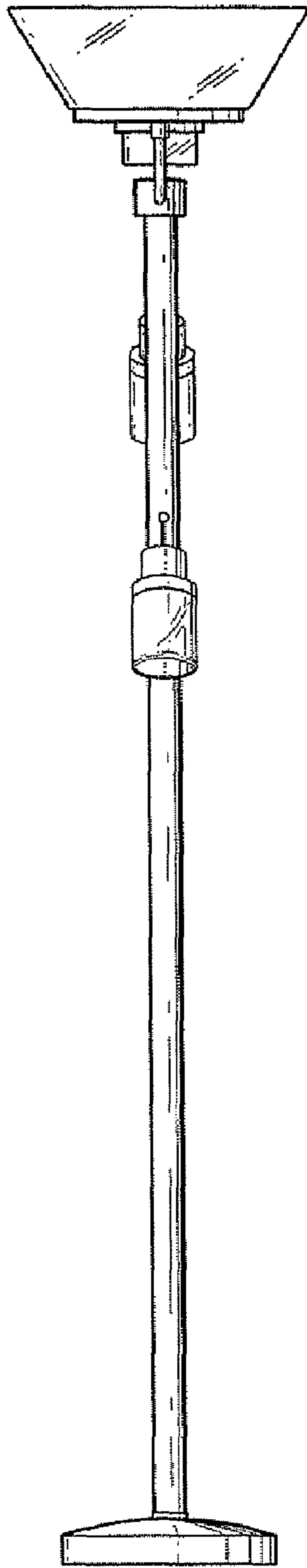


FIG. 4

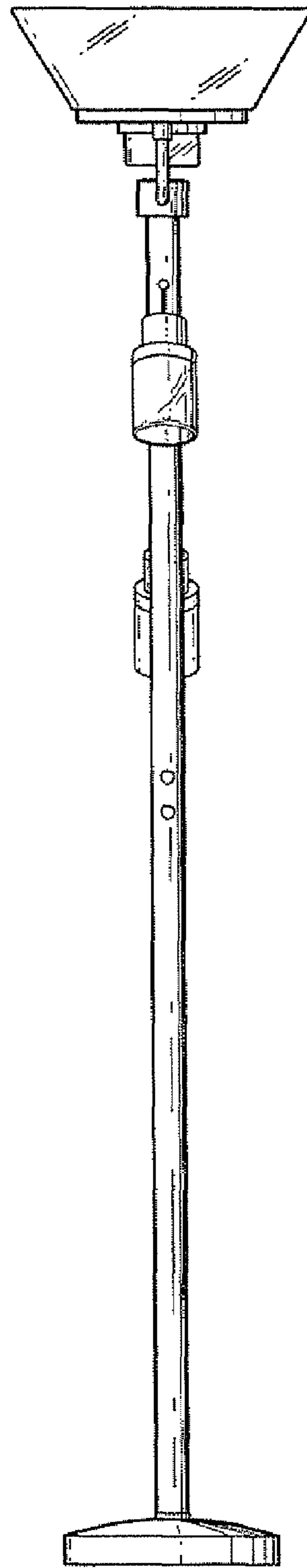


FIG. 5

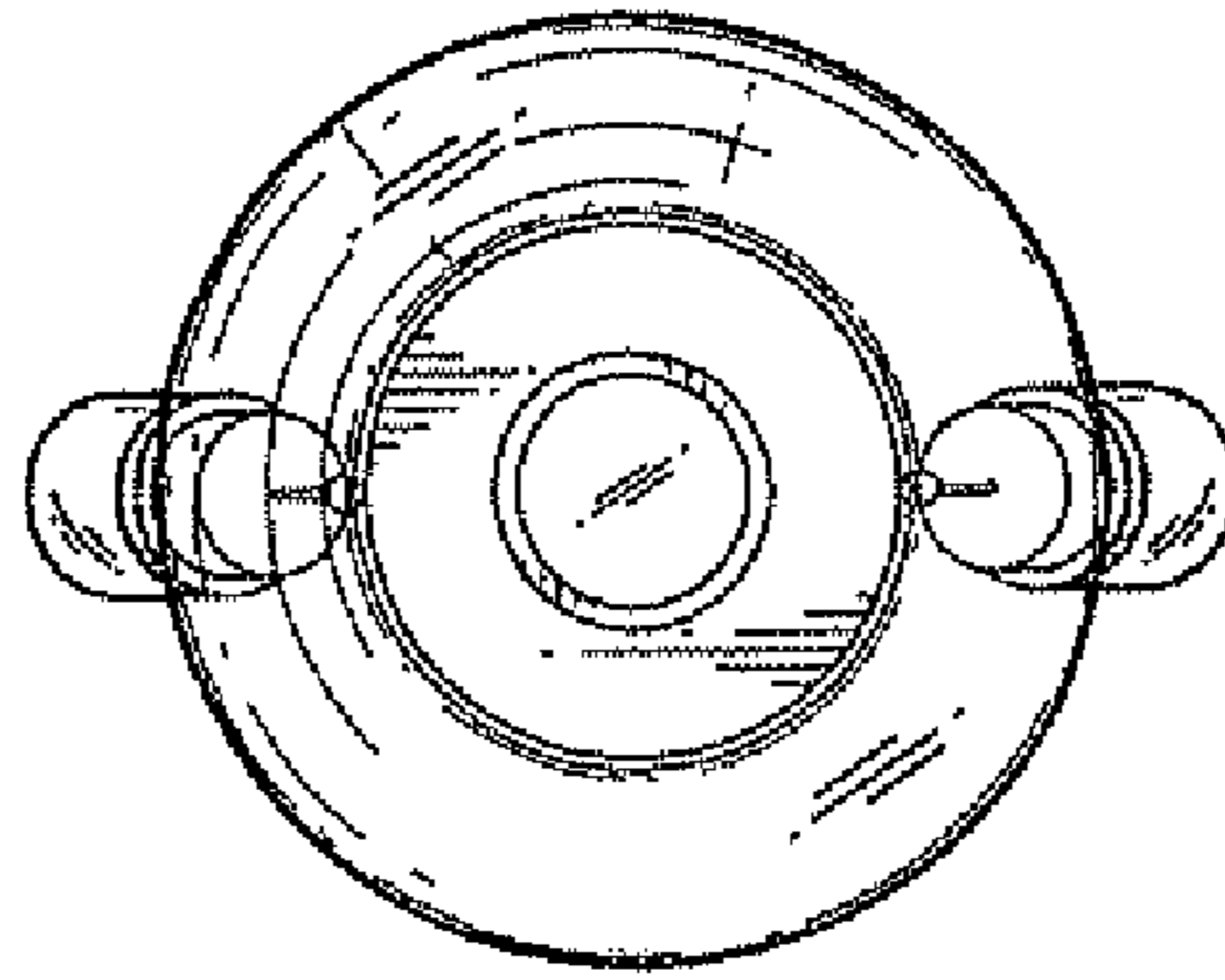


FIG. 6

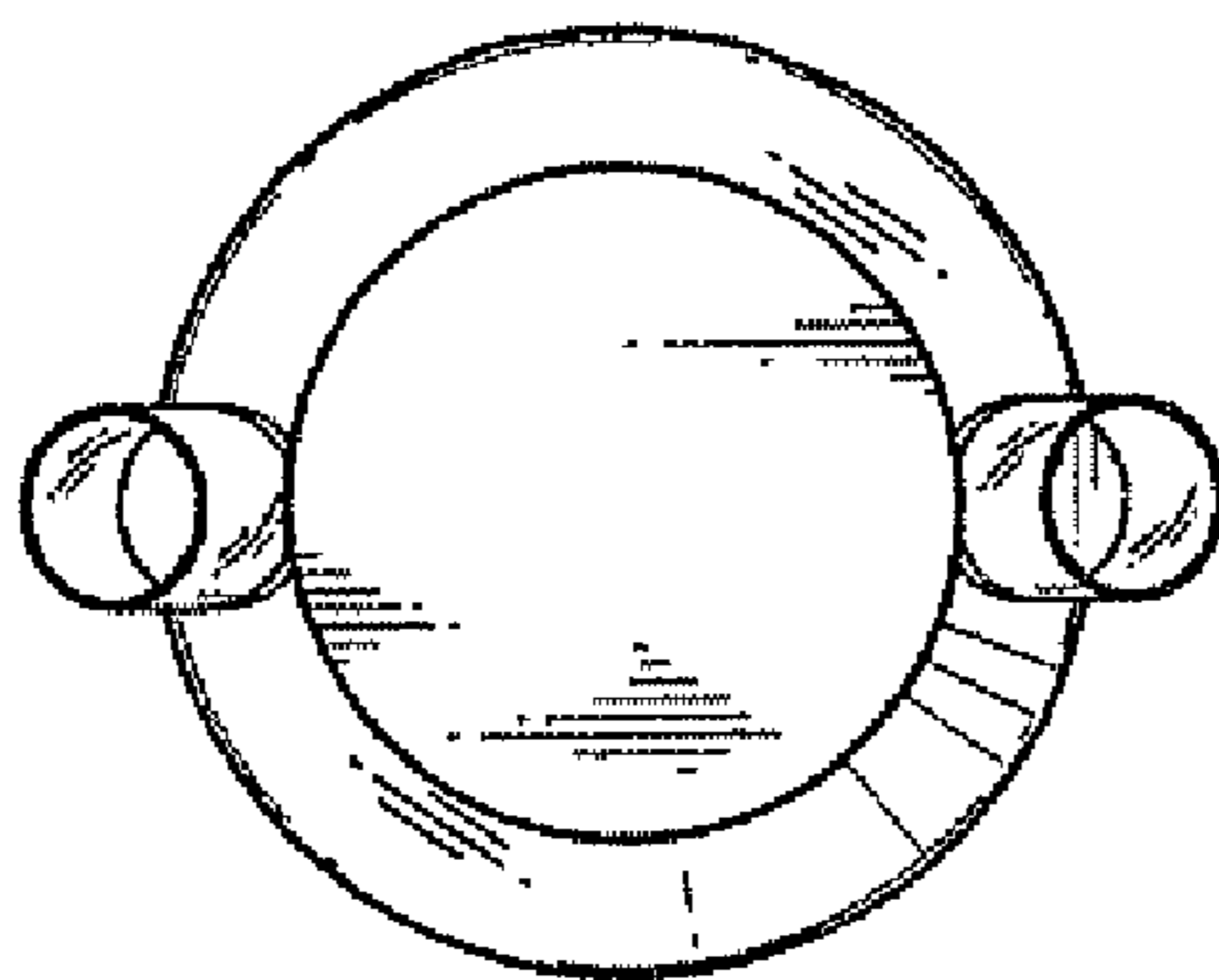


FIG. 7