



US00D595431S

(12) **United States Design Patent**  
**Day**

(10) **Patent No.:** **US D595,431 S**  
(45) **Date of Patent:** **\*\* Jun. 30, 2009**

(54) **FLAT INTERLOCKING TILE**

(75) Inventor: **Nicholas Stewart Day**, Worthing (GB)

(73) Assignee: **Monier Technical Centre Ltd.** (GB)

(\*\*) Term: **14 Years**

(21) Appl. No.: **29/307,236**

(22) Filed: **Apr. 8, 2008**

(51) **LOC (9) Cl.** ..... **25-01**

(52) **U.S. Cl.** ..... **D25/140**

(58) **Field of Classification Search** ..... D25/139,  
D25/140, 141, 143, 144, 150, 163; 428/47,  
428/48, 49, 77, 141, 142, 143, 194; 52/518,  
52/546, 554, 555, 557, 559

See application file for complete search history.

(56) **References Cited**

**U.S. PATENT DOCUMENTS**

4,825,618	A *	5/1989	Blevins	.....	52/592.5
D338,541	S *	8/1993	Fifield	.....	D25/140
D347,287	S *	5/1994	Mayer	.....	D25/140
5,395,442	A *	3/1995	Dunton et al.	.....	106/724
5,743,059	A *	4/1998	Fifield	.....	52/519

D562,470	S *	2/2008	Shepherd et al.	.....	D25/141
2005/0210759	A1 *	9/2005	Austin et al.	.....	52/58
2005/0268570	A2 *	12/2005	Pervan	.....	52/578
2007/0214741	A1 *	9/2007	Llorens Miravet	.....	52/592.1

\* cited by examiner

*Primary Examiner*—T. Chase Nelson

*Assistant Examiner*—Michael A Pratt

(74) *Attorney, Agent, or Firm*—Ostrolenk, Faber, Gerb & Soffen, LLP

(57) **CLAIM**

The ornamental design for a flat interlocking tile, as shown and described.

**DESCRIPTION**

FIG. 1 is a top perspective view of a flat interlocking tile embodying the new design;

FIG. 2 is a bottom perspective view thereof;


FIG. 3 is a right side view thereof;

FIG. 4 is a top plan view thereof;

FIG. 5 is a left side view thereof; and,

FIG. 6 is a front view thereof.

**1 Claim, 4 Drawing Sheets**






FIG. 1

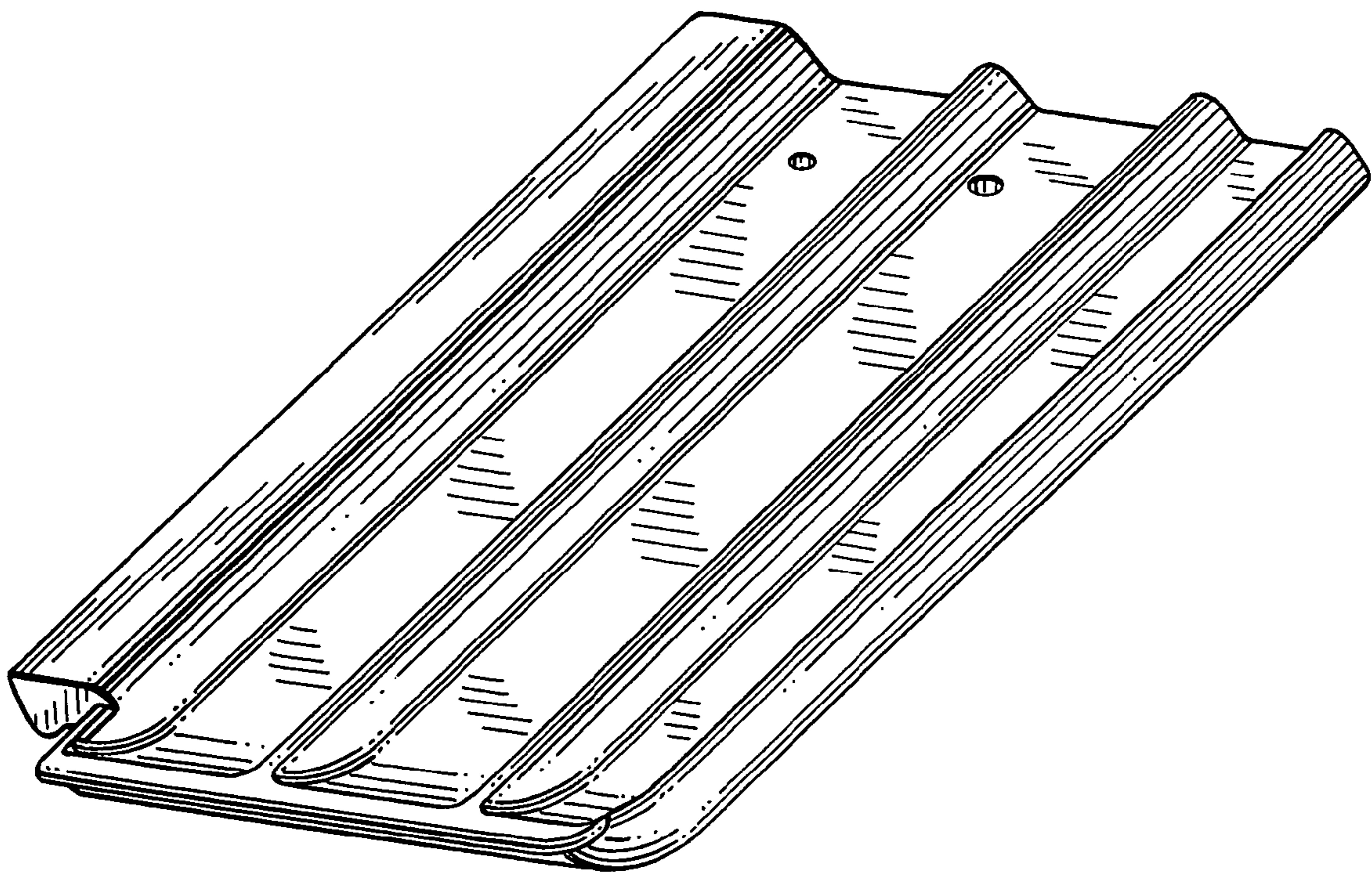


FIG.2




FIG. 3



FIG. 5




FIG. 6

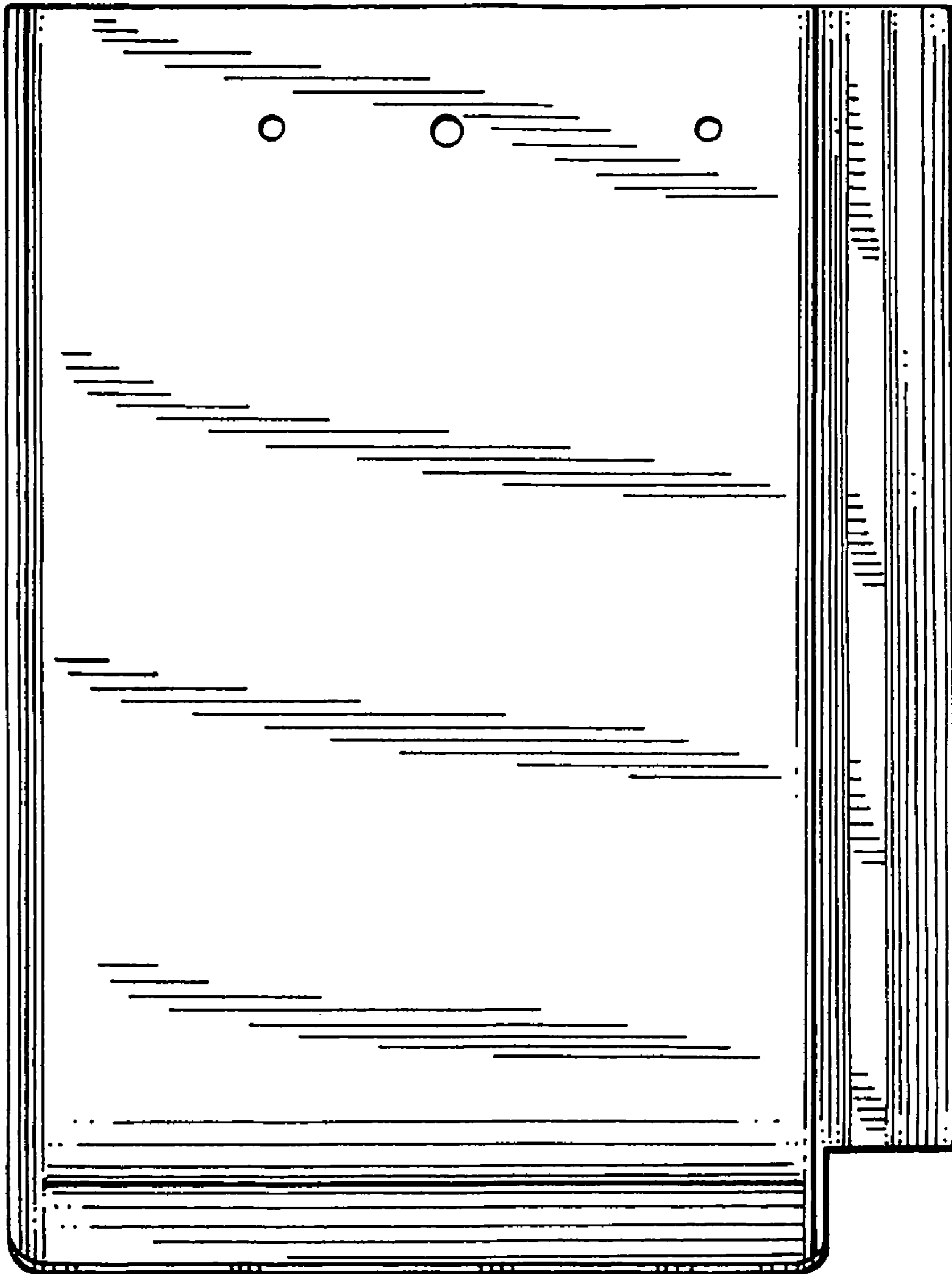


FIG.4