



US00D595424S

(12) **United States Design Patent**
Stvartak et al.

(10) **Patent No.:** **US D595,424 S**
(45) **Date of Patent:** **** Jun. 30, 2009**

(54) **CRYOGENIC SAMPLE VIAL LID**
(75) Inventors: **Christopher J. Stvartak**, Skokie, IL
(US); **Erin J. Hill**, Zion, IL (US)
(73) Assignee: **Heathrow Scientific LLC**, Vernon Hills,
IL (US)
(**) Term: **14 Years**
(21) Appl. No.: **29/277,454**
(22) Filed: **Feb. 27, 2007**

D453,109 S * 1/2002 Piquet D9/451
D457,247 S * 5/2002 Itheme et al. D24/216
D481,801 S * 11/2003 Whitley D9/452
D534,802 S * 1/2007 German D9/453
D543,108 S * 5/2007 Reed et al. D9/454
D574,708 S * 8/2008 Reed et al. D9/454

* cited by examiner

Primary Examiner—Robert A. Delehanty
Assistant Examiner—Mark Cavanna
(74) *Attorney, Agent, or Firm*—Michael Best & Friedrich
LLP

(51) **LOC (9) Cl.** **24-02**
(52) **U.S. Cl.** **D24/231; D24/224**
(58) **Field of Classification Search** D24/115,
D24/216, 224, 225, 231, 232; 422/56, 58,
422/61, 102–104, 215; D9/452–454, 686,
D9/688; 600/573, 576; 604/403, 407–408,
604/411, 415

See application file for complete search history.

(56) **References Cited**

U.S. PATENT DOCUMENTS

D274,132 S * 6/1984 Nightingale, III D9/453
D278,603 S * 4/1985 Morgan et al. D9/453
D310,264 S * 8/1990 Leoncavallo et al. D24/224
D344,804 S * 3/1994 Muniz D24/115
D351,795 S * 10/1994 Ogden D9/453
D357,985 S * 5/1995 Burns D24/224
D383,851 S * 9/1997 Wong D24/225

(57) **CLAIM**

The ornamental design for cryogenic sample vial lid, as shown and described.

DESCRIPTION

FIG. 1 is a reduced perspective view of the cryogenic sample vial lid showing our new design;

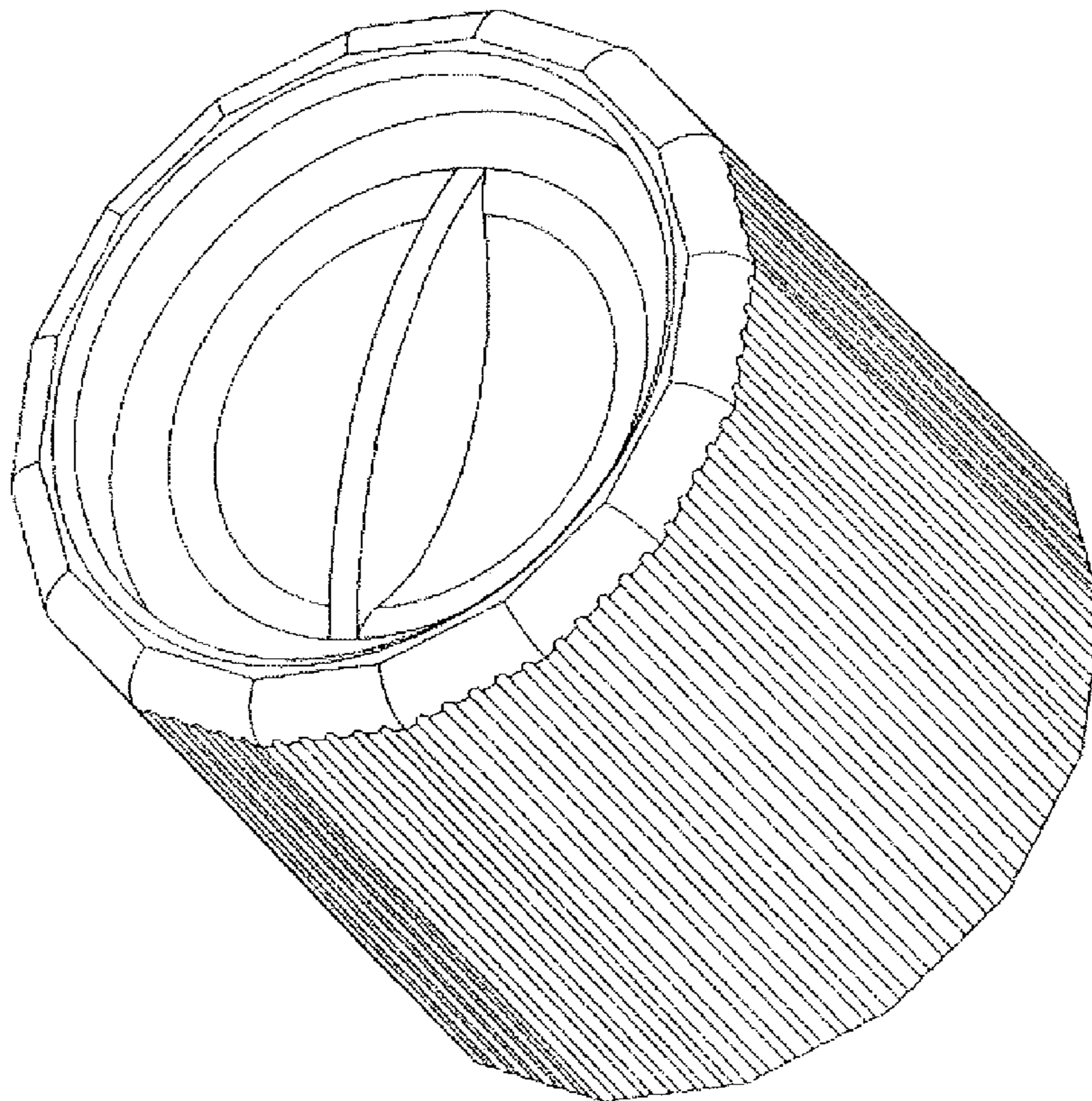
FIG. 2 is a bottom view thereof;

FIG. 3 is a top view thereof; and,

FIG. 4 is an enlarged side elevation view thereof with the side opposite being a mirror image.

The broken lines shown in the interior of the inside of the bottom of the cryogenic sample vial lid of FIG. 2, are included for the purpose of illustrating a portion of the cryogenic sample vial lid that forms no part of the claimed design.

1 Claim, 3 Drawing Sheets



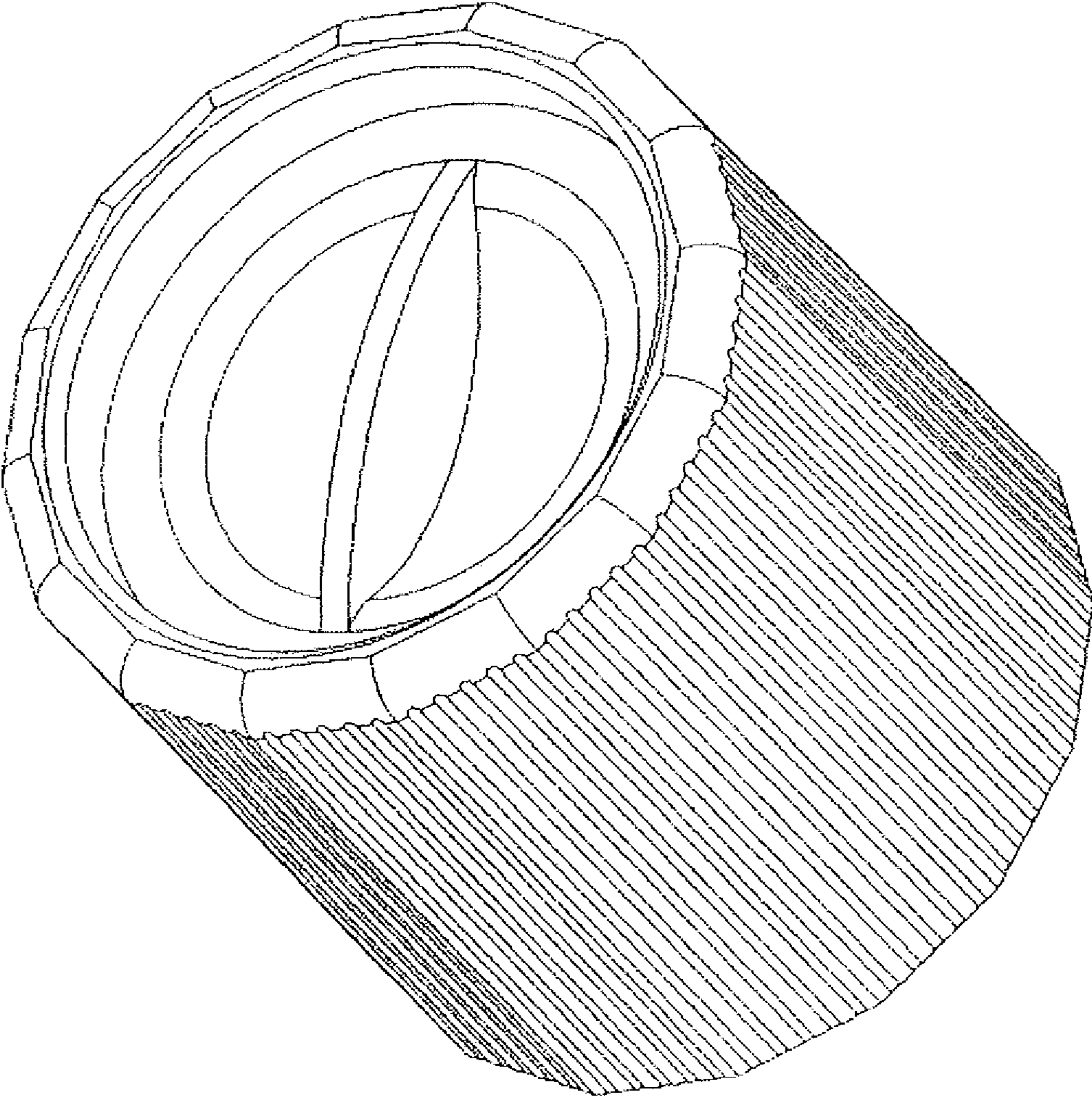


FIG. 1




FIG. 2

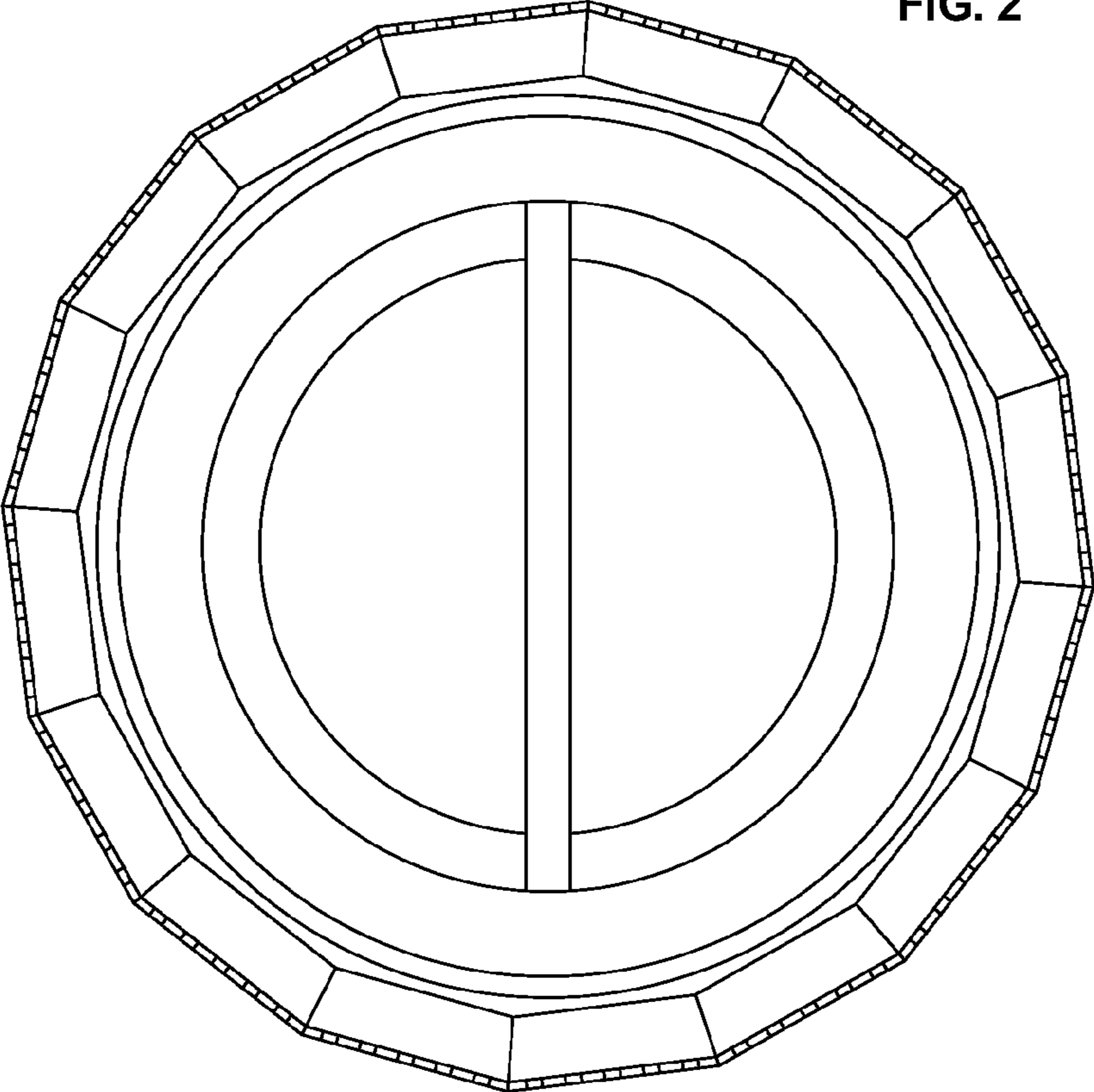


FIG. 3




FIG. 4