

US00D595385S

(12) **United States Design Patent**
Luth

(10) **Patent No.:** **US D595,385 S**
(45) **Date of Patent:** **** Jun. 30, 2009**

(54) **RIFLE RECEIVER TRIGGER GASKET**

(75) Inventor: **Randy E. Luth**, Becker, MN (US)

(73) Assignee: **DPMS Firearms, LLC**, Windham, ME (US)

(**) Term: **14 Years**

(21) Appl. No.: **29/324,530**

(22) Filed: **Sep. 15, 2008**

Related U.S. Application Data

(62) Division of application No. 29/249,058, filed on Sep. 18, 2006, now Pat. No. Des. 580,007.

(51) **LOC (9) Cl.** **22-01**

(52) **U.S. Cl.** **D22/108**

(58) **Field of Classification Search** D22/100,
D22/108-109, 199; 42/16, 121-122, 124,
42/75.01-75.03, 66, 704, 70.06-70.07, 70.11;
89/199

See application file for complete search history.

(56) **References Cited**

U.S. PATENT DOCUMENTS

2,364,340 A	12/1944	Bogg, Jr.
2,932,334 A	4/1960	Steen
D219,652 S	1/1971	Ruger et al.
D259,433 S	6/1981	Pharr, Jr.
4,328,634 A	5/1982	Wiltrout
4,348,829 A	9/1982	Bosco et al.

4,398,367 A	8/1983	Gamble et al.
4,433,500 A	2/1984	Kunevicius
D277,774 S	2/1985	Ruffino
5,038,507 A	8/1991	Dennis, Jr.
5,052,141 A	10/1991	Sammons
5,313,733 A	5/1994	Meade
6,164,004 A	12/2000	Essary
D537,143 S	2/2007	Farchione et al.
7,293,385 B2	11/2007	McCormick
D580,007 S *	11/2008	Luth D22/108

* cited by examiner

Primary Examiner—Ian Simmons

Assistant Examiner—Wan Laymon

(74) *Attorney, Agent, or Firm*—McKee, Voorhees & Sease, P.L.C.

(57) **CLAIM**

The ornamental design for a rifle receiver trigger gasket, substantially as shown and described.

DESCRIPTION

FIG. 1 is a top perspective view of a rifle receiver trigger gasket showing my new design.

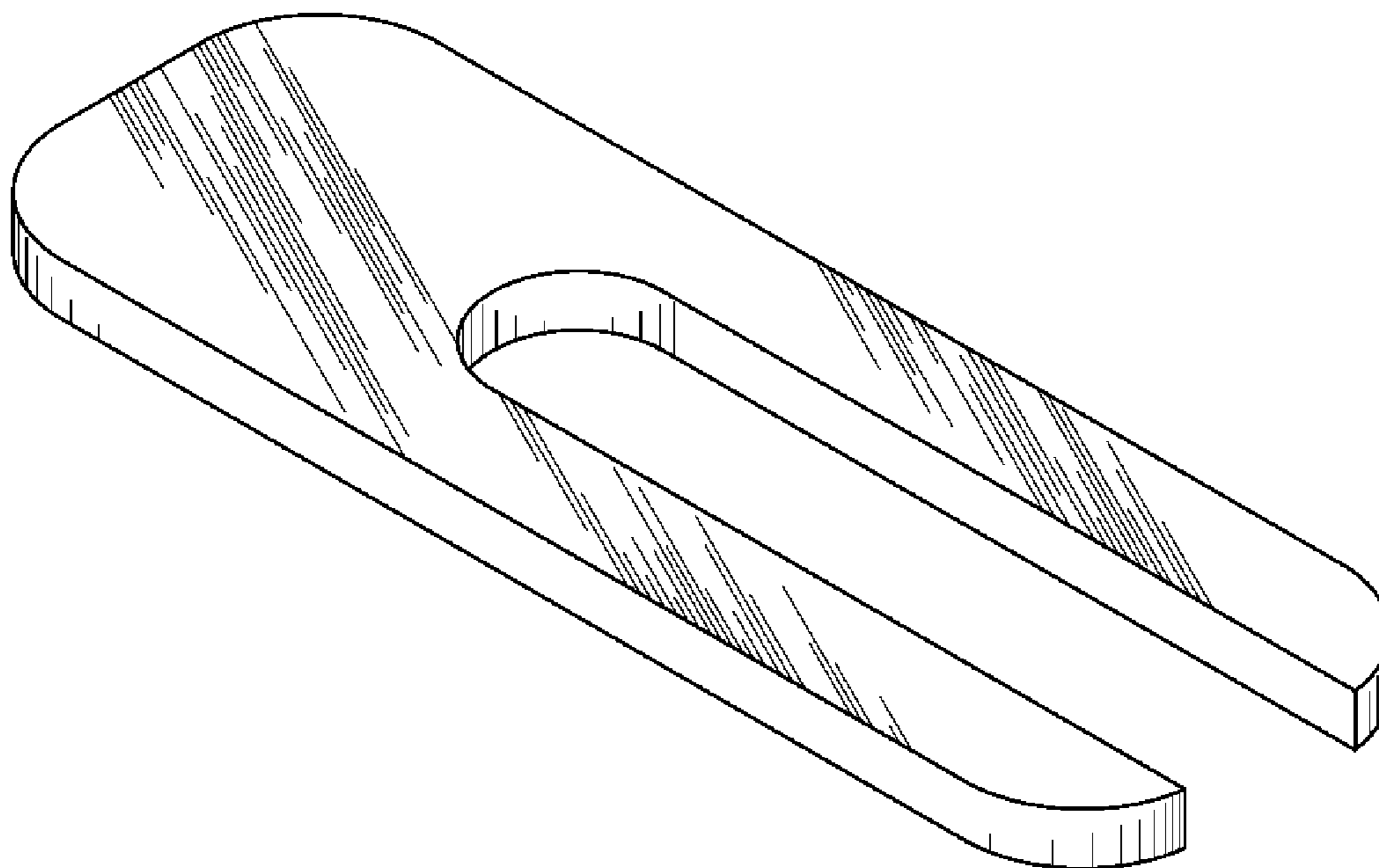
FIG. 2 is a top plan view thereof with the bottom side being a mirror image thereof.

FIG. 3 is a side elevation view thereof with the opposite side being a mirror image thereof.

FIG. 4 is a right side elevation view thereof; and,

FIG. 5 is a left side elevation view thereof.

1 Claim, 1 Drawing Sheet



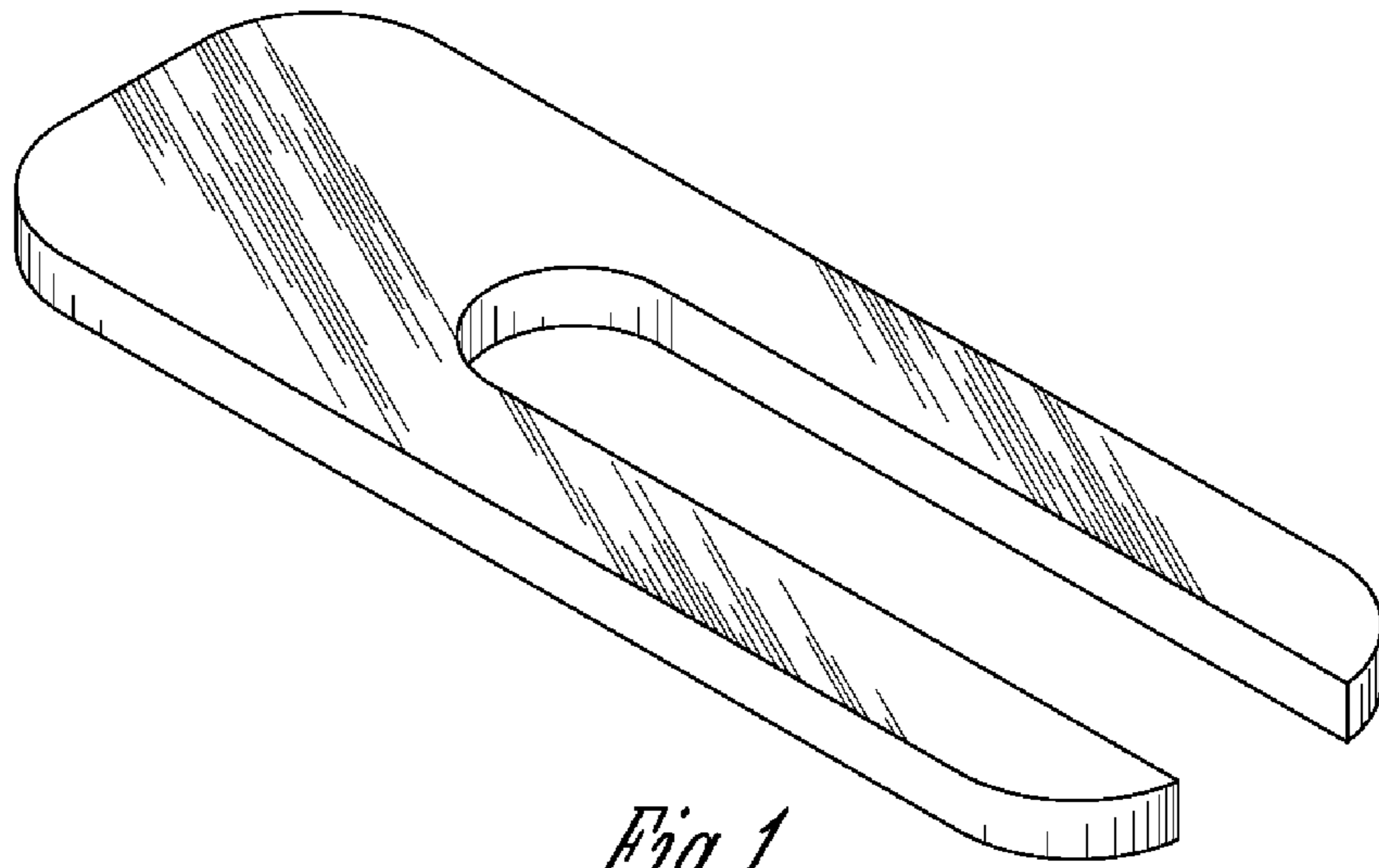


Fig. 1

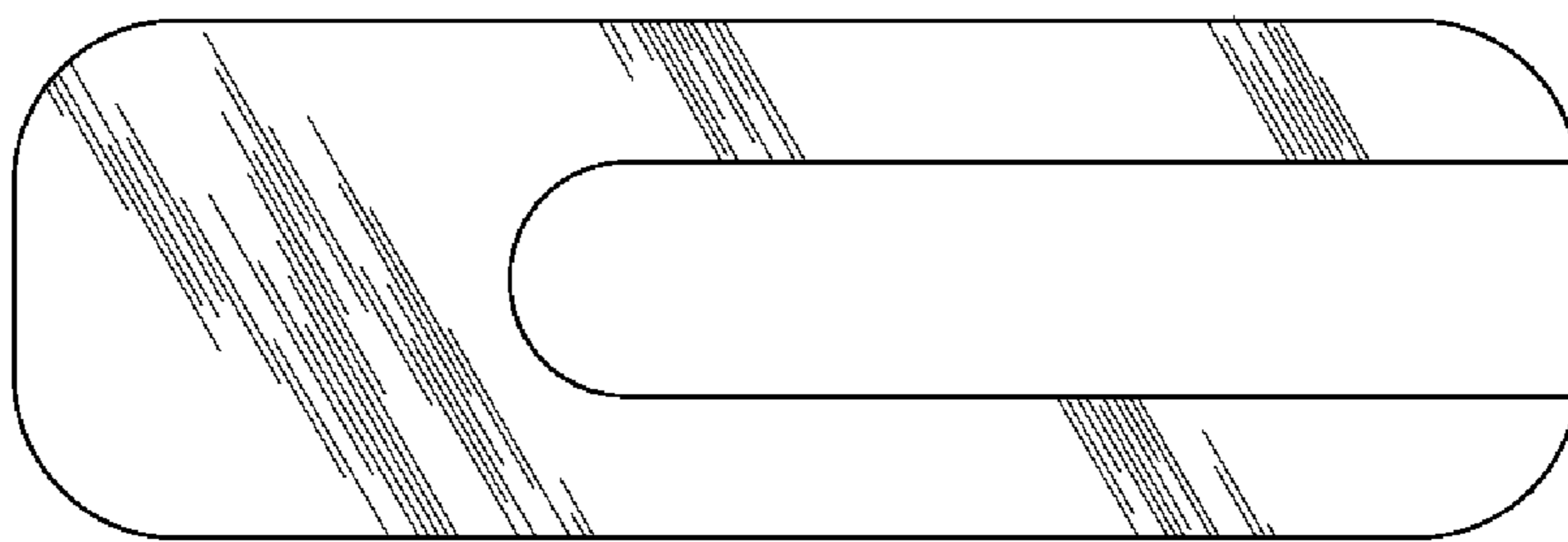


Fig. 2




Fig. 3

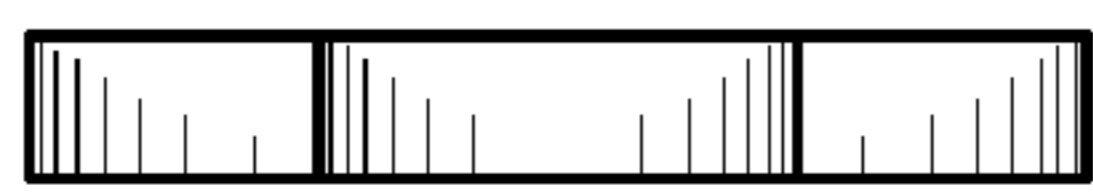


Fig. 4




Fig. 5