



US00D595384S

(12) **United States Design Patent**  
**Marciano**

(10) **Patent No.:** **US D595,384 S**  
(45) **Date of Patent:** **\*\* Jun. 30, 2009**

(54) **INFLATABLE LOUNGE WITH PILLOW**

(75) Inventor: **Ralph C. Marciano**, Riverside, RI (US)

(73) Assignee: **Aqua-Leisure Industries, Inc.**, Avon, MA (US)

(\*\*) Term: **14 Years**

(21) Appl. No.: **29/324,816**

(22) Filed: **Sep. 22, 2008**

(51) **LOC (9) Cl.** ..... **21-02**

(52) **U.S. Cl.** ..... **D21/803**

(58) **Field of Classification Search** ..... D21/769-770,  
D21/801, 803, 809; D6/334, 361, 367, 392,  
D6/596, 601, 604; 472/128-129; D12/5,  
D12/6, 316; 114/253, 345-346; 441/35,  
441/66, 40-42, 129-132

See application file for complete search history.

(56) **References Cited**

**U.S. PATENT DOCUMENTS**

- D28,239 S \* 2/1898 Millhiser ..... D27/185
- 1,991,751 A \* 2/1935 Kennedy ..... 297/214
- 3,811,144 A \* 5/1974 Yamanka ..... 441/30
- 5,645,205 A \* 7/1997 Kennedy ..... 224/676
- 5,971,243 A \* 10/1999 Peterson ..... 224/572
- D426,415 S 6/2000 Le Gette et al.
- D447,661 S 9/2001 Le Gette et al.
- D459,135 S 6/2002 Laine
- D480,777 S \* 10/2003 Peterson ..... D21/803

- D481,436 S \* 10/2003 Peterson ..... D21/809
- D481,437 S \* 10/2003 Peterson ..... D21/809
- D483,088 S \* 12/2003 Zheng ..... D21/809
- D492,380 S \* 6/2004 Zheng ..... D21/809
- D499,785 S \* 12/2004 Klimenko ..... D21/803
- D544,061 S \* 6/2007 Kuchler ..... D21/803
- D578,014 S \* 10/2008 Friedland et al. .... D9/707

\* cited by examiner

*Primary Examiner*—Janice E Seeger

*Assistant Examiner*—Zenia I Bennett

(74) *Attorney, Agent, or Firm*—Lando & Anastasi, LLP

(57) **CLAIM**

The ornamental design for an inflatable lounge with pillow, as shown and described.

**DESCRIPTION**

FIG. 1 is a perspective view of the inflatable lounge with pillow according to my new design.

FIG. 2 is a rear elevational view of the device of FIG. 1.

FIG. 3 is a left-side elevational view thereof.

FIG. 4 is a top plan view.

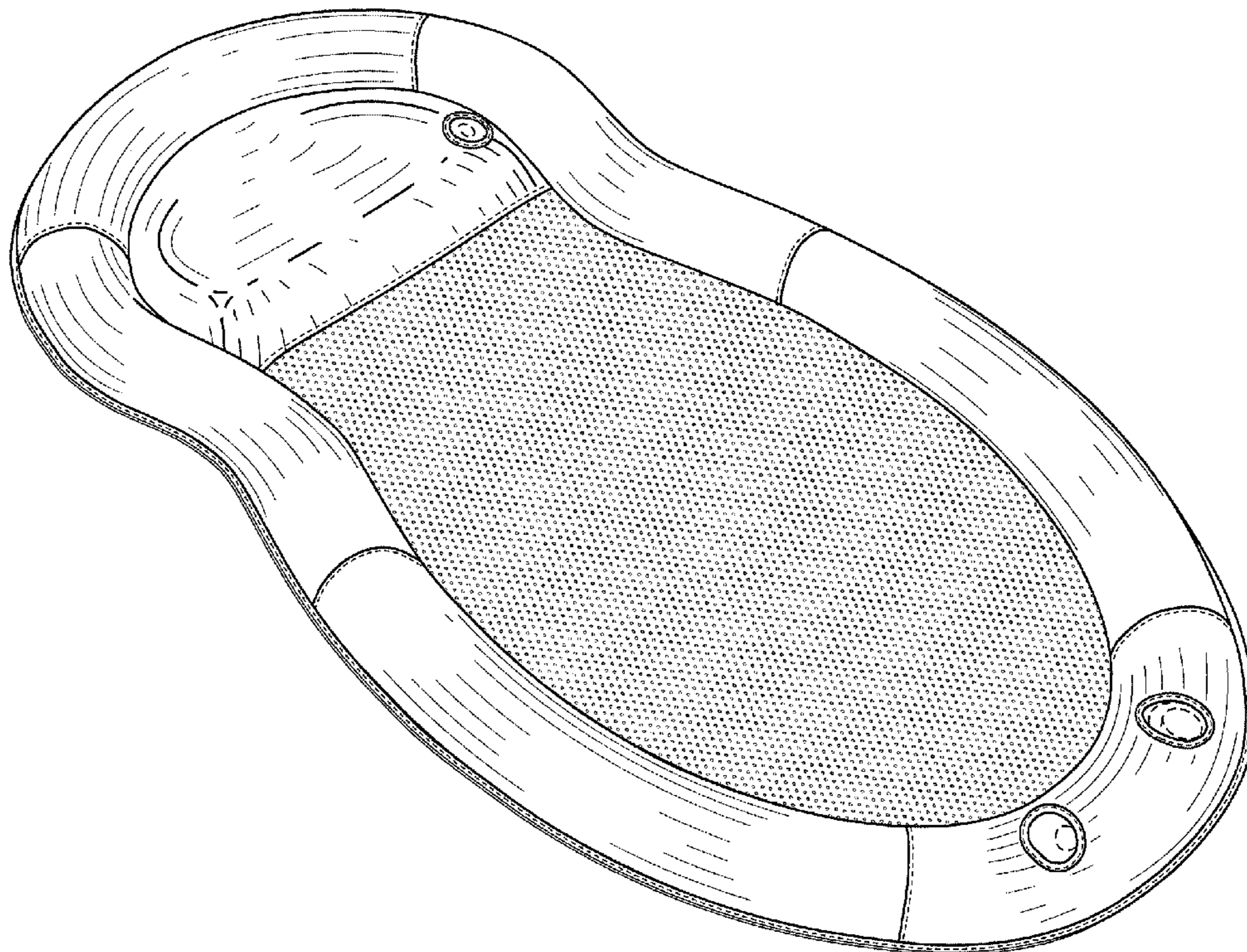
FIG. 5 is a front elevational view.

FIG. 6 is a right-side elevational view; and,

FIG. 7 is a bottom plan view.

The broken lines in the drawing are for illustrative purposes only and form no part of the claimed design.

**1 Claim, 3 Drawing Sheets**



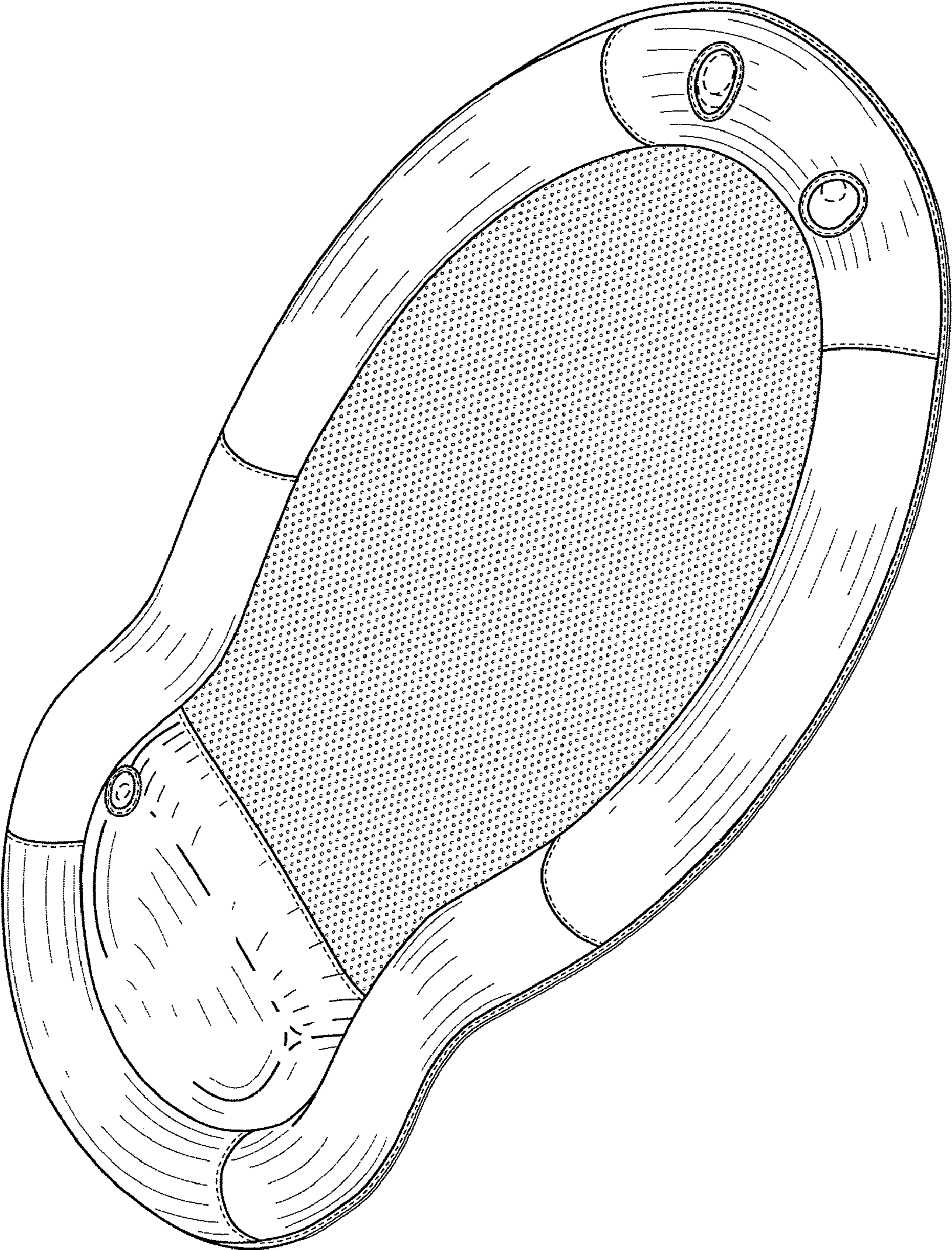


FIG. 1

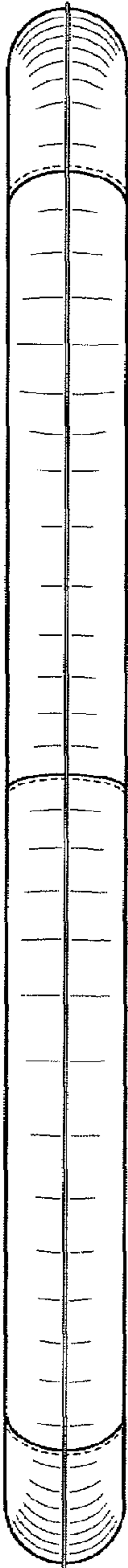
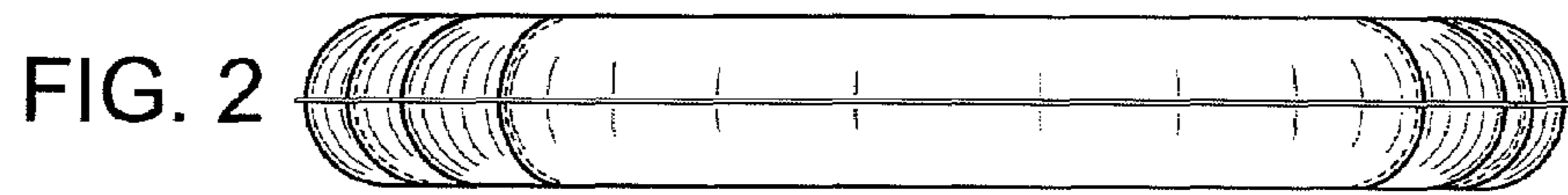


FIG. 3

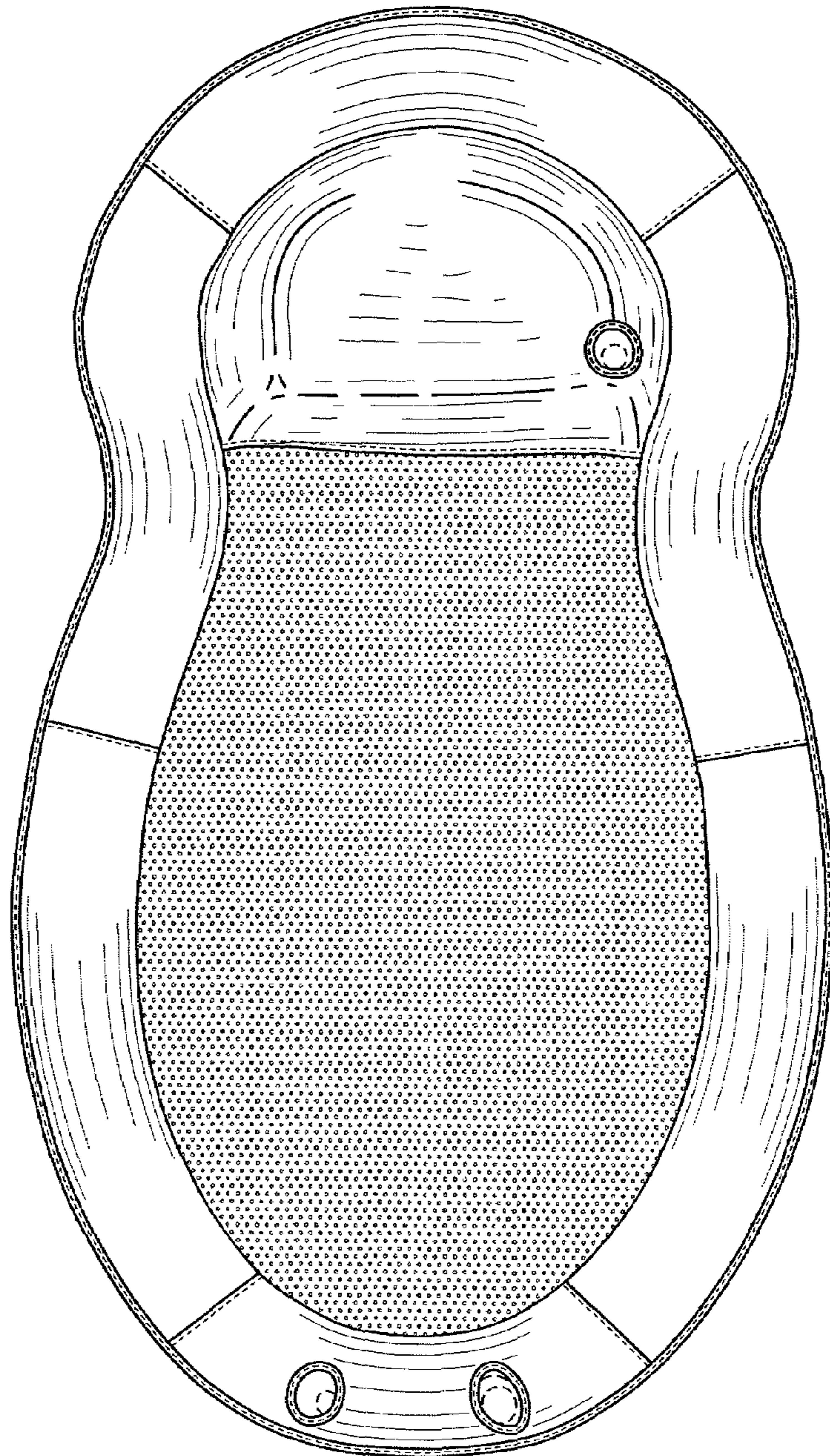


FIG. 4

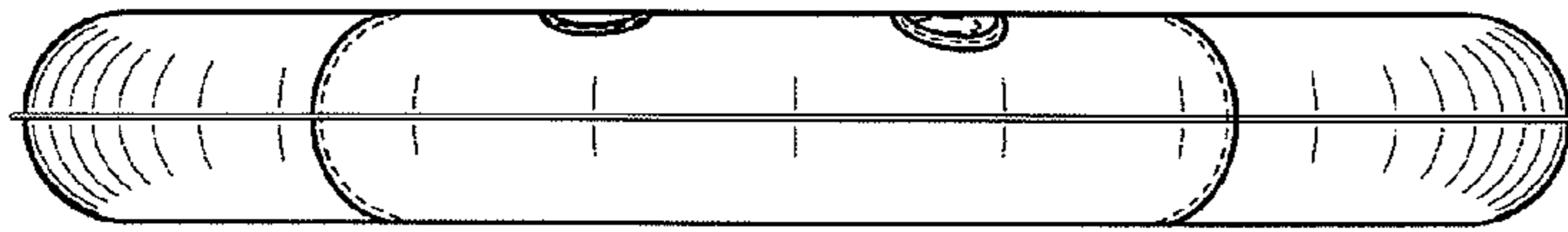


FIG. 5

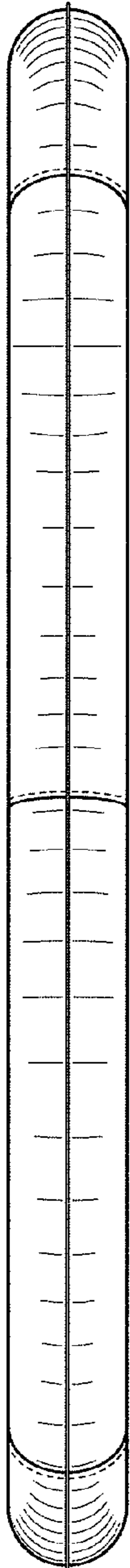


FIG. 6

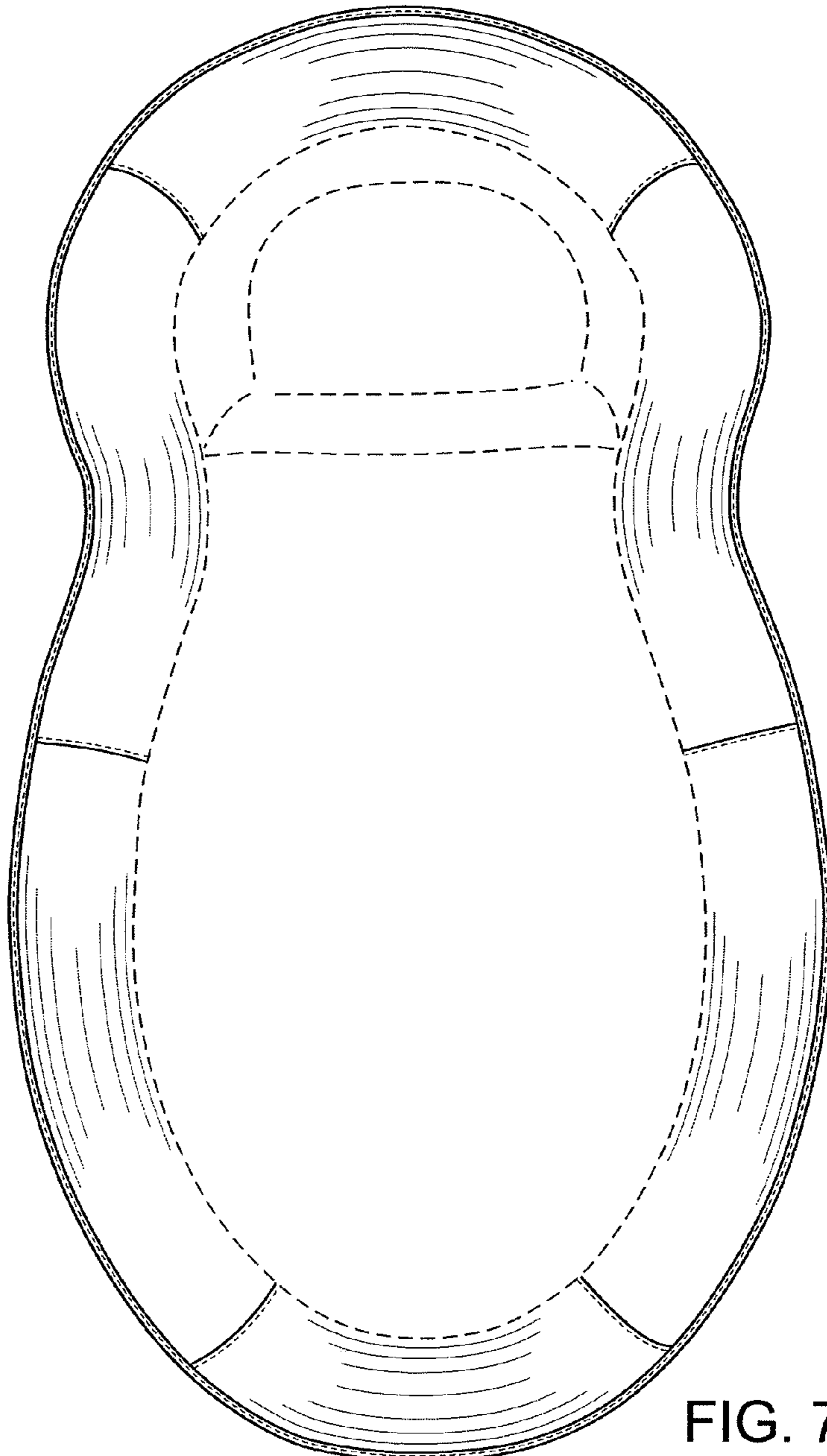


FIG. 7