



US00D595382S

(12) **United States Design Patent**
Richard

(10) **Patent No.:** **US D595,382 S**

(45) **Date of Patent:** **** Jun. 30, 2009**

(54) **BASEBALL TRAINING PLATE**

(76) **Inventor:** **Christopher Richard**, 11240 Centway
Park Dr. #102, Raleigh, NC (US) 27617

(**) **Term:** **14 Years**

(21) **Appl. No.:** **29/312,997**

(22) **Filed:** **Nov. 28, 2008**

(51) **LOC (9) Cl.** **21-02**

(52) **U.S. Cl.** **D21/780**

(58) **Field of Classification Search** D21/302,
D21/305-307, 334, 355, 356, 397, 698, 699,
D21/706, 780; D6/582, 583, 588, 592; D19/59,
D19/62; 473/415-504; 434/247

See application file for complete search history.

(56) **References Cited**

U.S. PATENT DOCUMENTS

| | | | | | |
|-----------|------|--------|--------------------|-------|---------|
| 3,122,846 | A * | 3/1964 | Trent | | 434/252 |
| 4,463,950 | A | 8/1984 | Elkin | | |
| D318,575 | S * | 7/1991 | Applebaum | | D6/333 |
| 5,330,176 | A * | 7/1994 | Cagney, Jr. | | 473/452 |
| D355,459 | S * | 2/1995 | Cornelison | | D21/780 |
| D367,091 | S | 2/1996 | Purdy | | |
| 5,642,880 | A * | 7/1997 | Wiseman et al. | | 473/417 |
| D418,569 | S * | 1/2000 | Murphy | | D21/780 |
| D479,295 | S | 9/2003 | Vesledahl | | |
| D504,484 | S * | 4/2005 | Loudon | | D21/791 |
| 7,090,599 | B2 * | 8/2006 | Hedgepath | | 473/452 |
| 7,175,550 | B1 | 2/2007 | Bellah, Jr. et al. | | |
| D538,373 | S * | 3/2007 | Hedgepath | | D21/780 |

| | | | | | |
|--------------|------|---------|----------|-------|---------|
| D557,051 | S * | 12/2007 | Adoboe | | D6/588 |
| 7,338,395 | B1 * | 3/2008 | Hurley | | 473/454 |
| 2004/0005942 | A1 | 1/2004 | Wang | | |
| 2008/0102993 | A1 * | 5/2008 | Jackson | | 473/452 |
| 2008/0132362 | A1 * | 6/2008 | Brazzano | | 473/452 |

* cited by examiner

Primary Examiner—Catherine Tuttle

(74) *Attorney, Agent, or Firm*—The Compton Law Firm, P.C.;
Scott D. Compton

(57) **CLAIM**

The ornamental design for a baseball training plate, as shown and described.

DESCRIPTION

FIG. 1 is a top perspective view of a baseball training plate showing my new design;

FIG. 2 is a right side view of the baseball training plate, (the left side view being a mirror image thereof);

FIG. 3 is a front view of the baseball training plate;

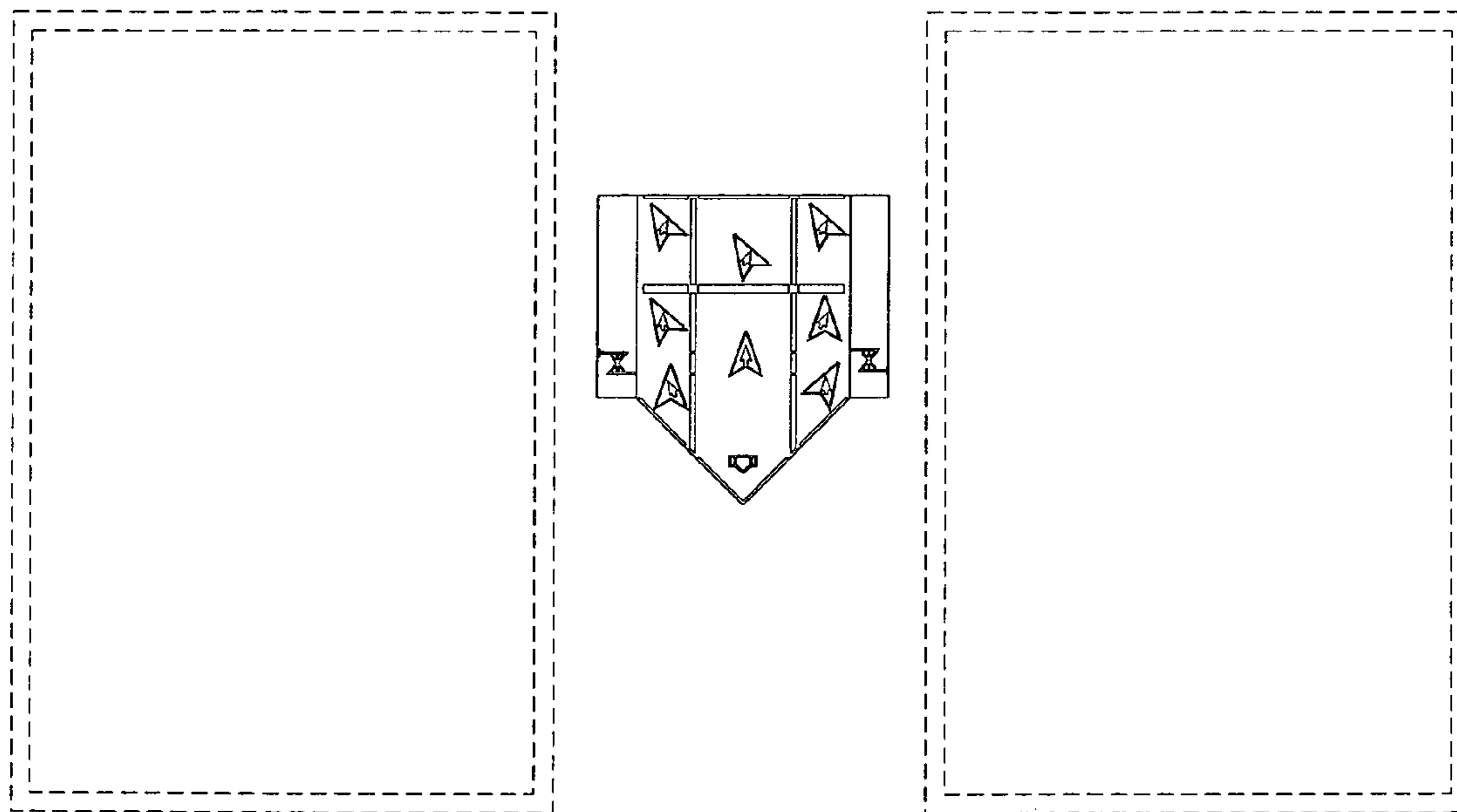
FIG. 4 is a rear view of the baseball training plate;

FIG. 5 is a top view of the baseball training plate;

FIG. 6 is a bottom view of the baseball training plate; and,

FIG. 7 is a reduced scale top view of the baseball training plate, wherein the broken lines shown beside the training plate are included for the purpose of illustrating environmental structure that forms no part of the claimed design.

1 Claim, 3 Drawing Sheets



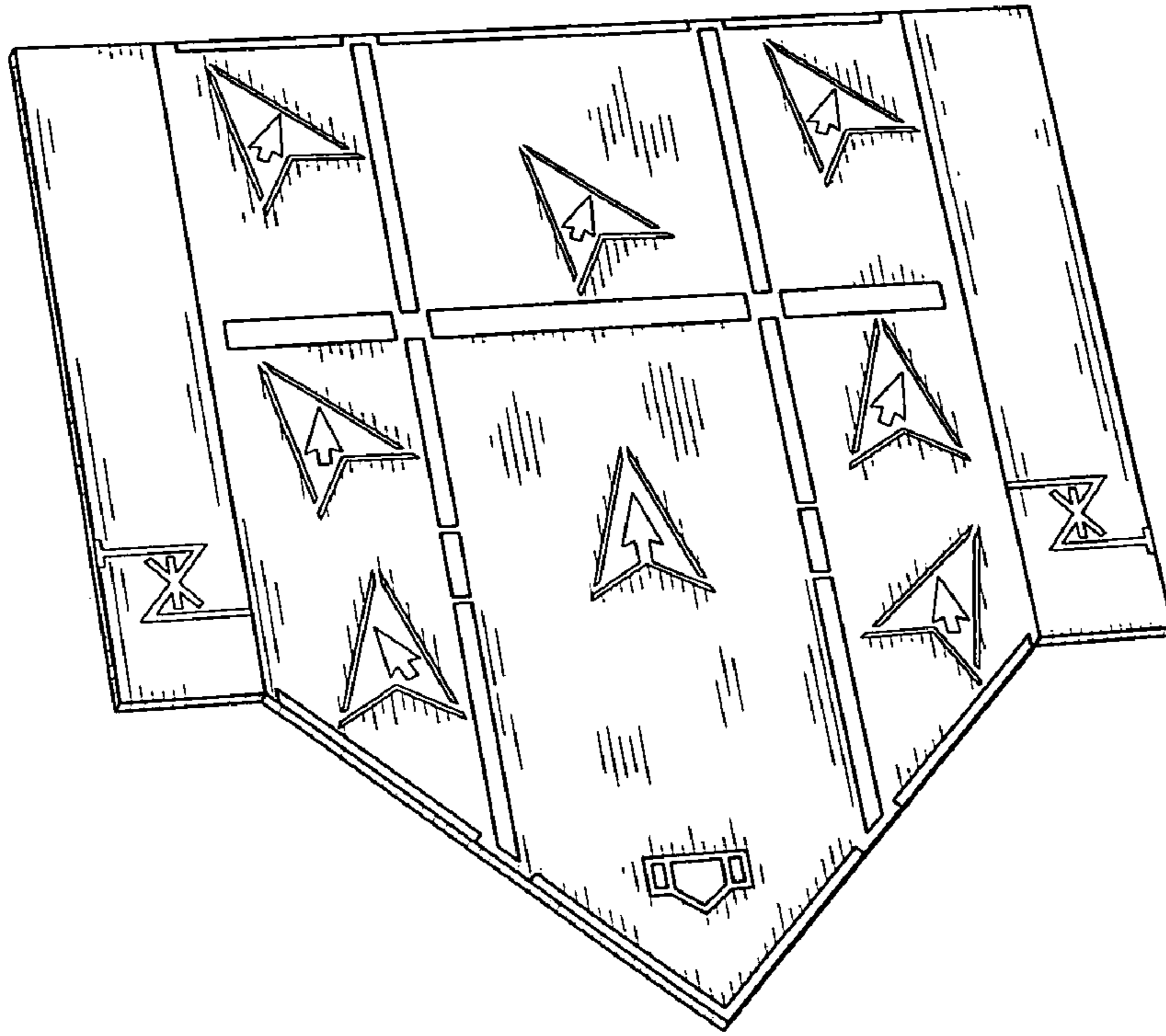


FIG. 1

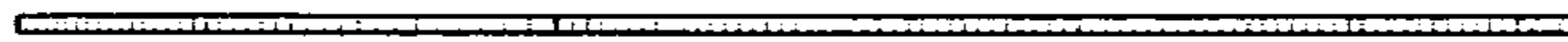


FIG. 2



FIG. 3



FIG. 4

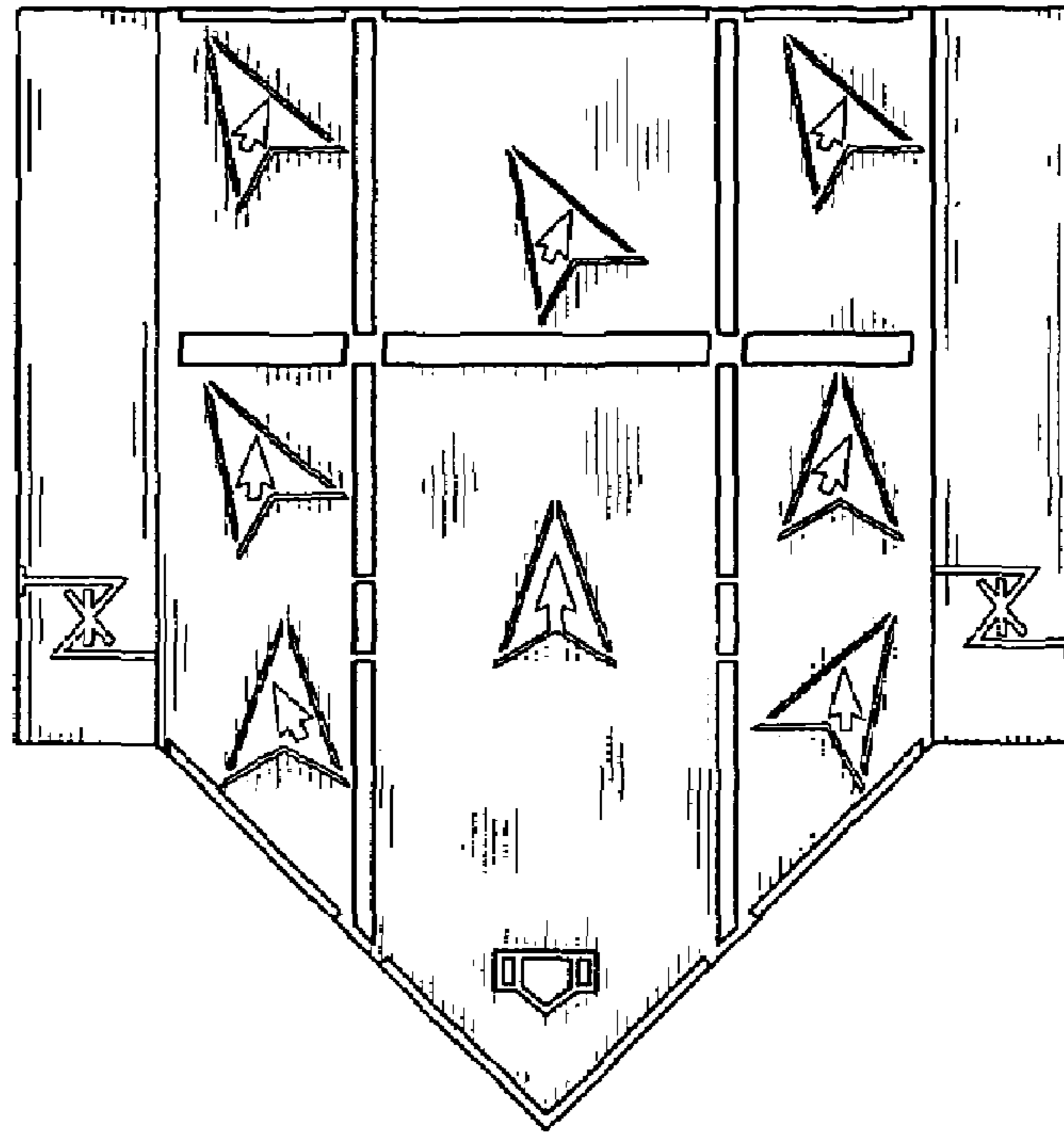


FIG. 5

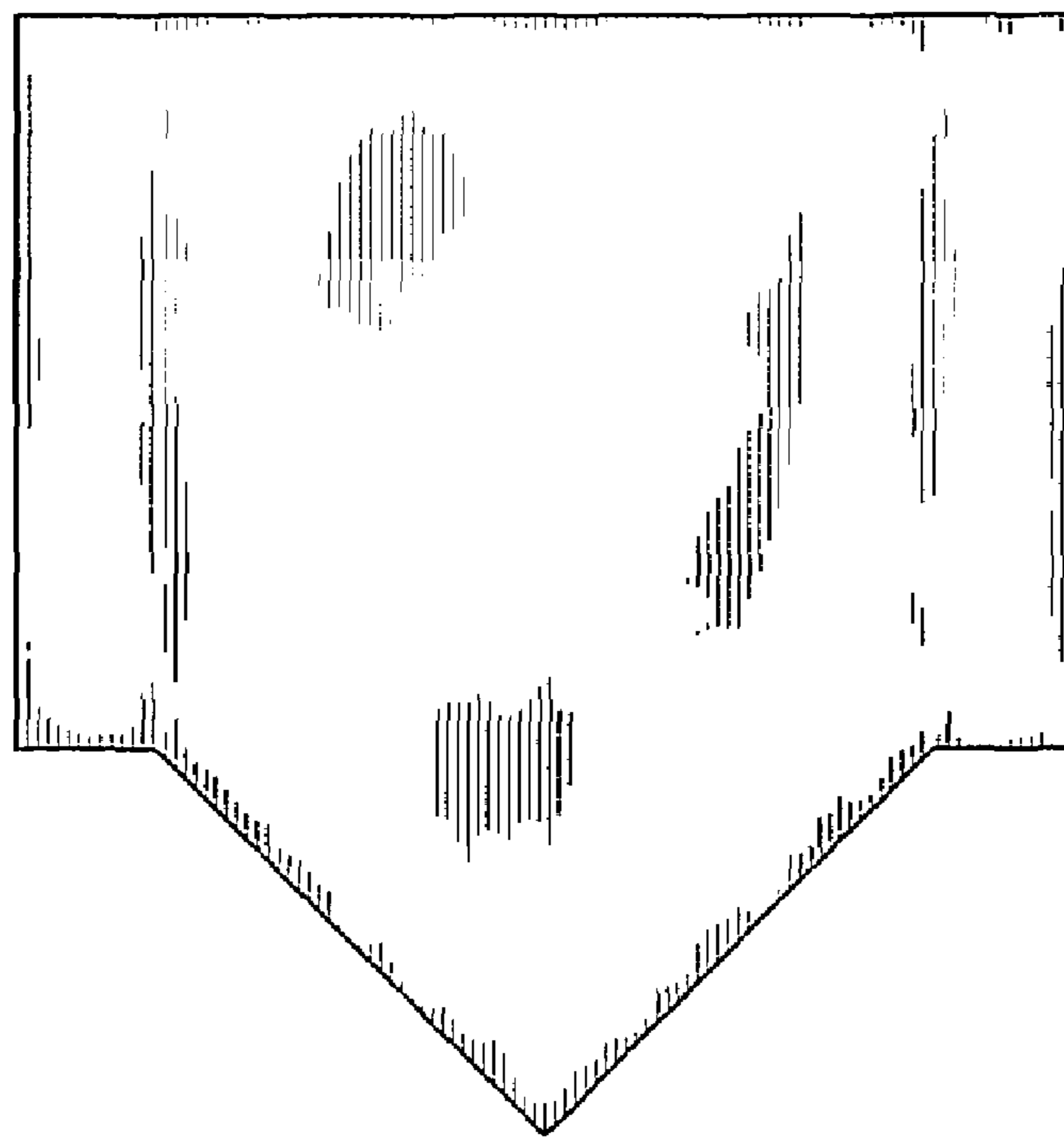


FIG. 6

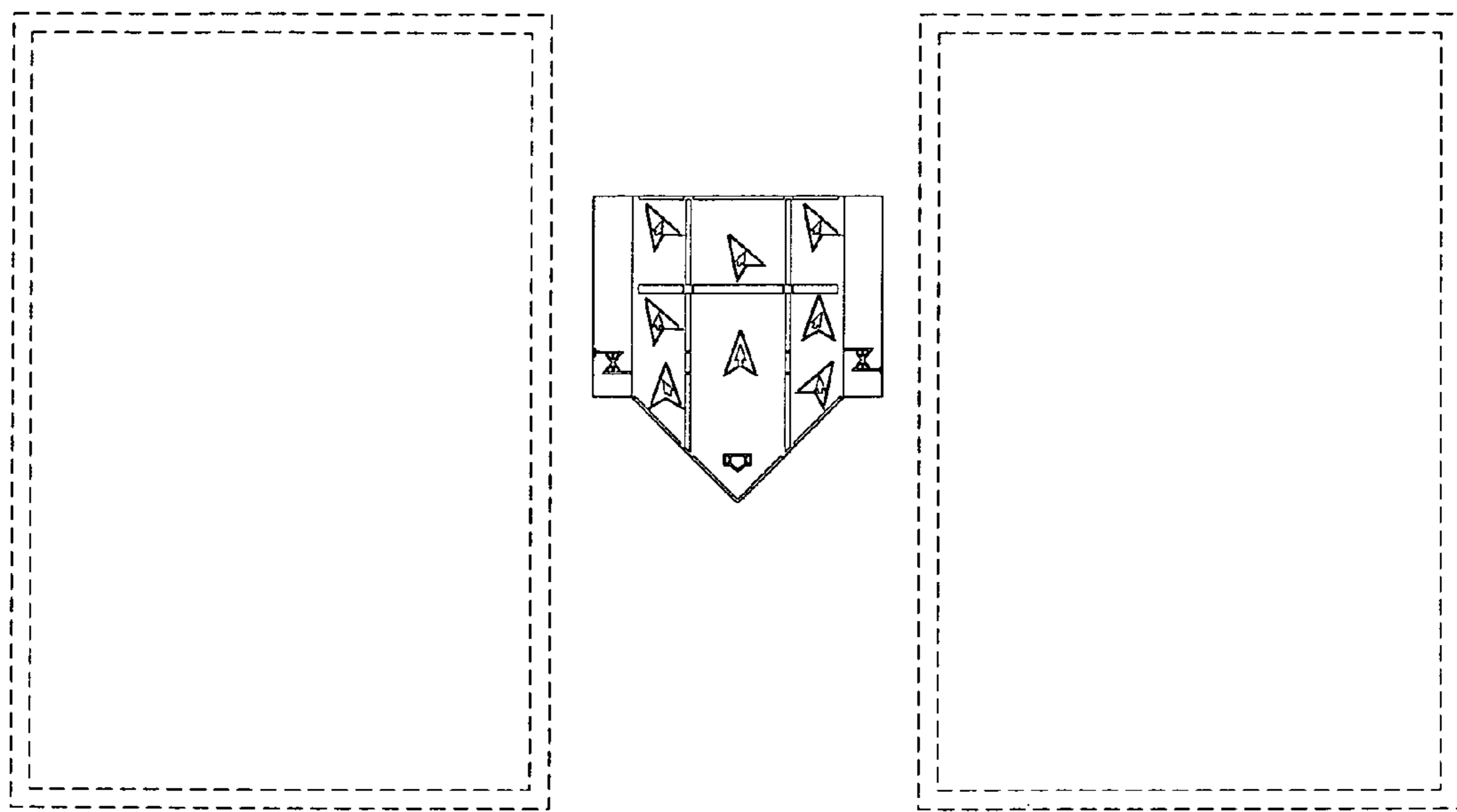


FIG. 7