



US00D595377S

(12) **United States Design Patent**  
**Fusco**

(10) **Patent No.:** **US D595,377 S**  
(45) **Date of Patent:** **\*\* Jun. 30, 2009**

(54) **LACROSSE STICK HEAD COVER**

(76) Inventor: **Joseph Louis Fusco**, 111 S. Sleight St.,  
Naperville, IL (US) 60540

(\*\*) Term: **14 Years**

(21) Appl. No.: **29/298,472**

(22) Filed: **Dec. 5, 2007**

(51) **LOC (9) Cl.** ..... **21-02**

(52) **U.S. Cl.** ..... **D21/754**

(58) **Field of Classification Search** ..... D3/254,  
D3/256, 269, 273, 293, 301, 303, 904; D21/753-754;  
150/163; 206/315.1; 473/446  
See application file for complete search history.

(56) **References Cited**

**U.S. PATENT DOCUMENTS**

1,976,698	A *	10/1934	Gihon	.....	190/102
2,197,977	A *	4/1940	Halpin	.....	150/163
3,604,706	A *	9/1971	Baukney	.....	473/554
D231,150	S *	4/1974	Berry et al.	.....	D3/256
D235,487	S *	6/1975	Rivera	.....	D3/256
D238,011	S *	12/1975	Canton	.....	D3/256
D238,214	S *	12/1975	Rivera	.....	D3/256
D243,888	S *	3/1977	Smith	.....	D3/256
D245,813	S *	9/1977	Davis	.....	D3/256
4,671,510	A *	6/1987	Schoenwetter	.....	473/437

6,036,067	A *	3/2000	Alcorn	.....	224/153
D471,353	S *	3/2003	Ho	.....	D3/217
D496,159	S *	9/2004	Foster	.....	D3/256
D501,719	S *	2/2005	Tauchen	.....	D3/256
D501,994	S *	2/2005	Tauchen	.....	D3/256
2003/0150537	A1 *	8/2003	Hauptman et al.	.....	150/163
2006/0060484	A1 *	3/2006	Greeley	.....	206/315.1
2008/0058129	A1 *	3/2008	Herman	.....	473/446

\* cited by examiner

*Primary Examiner*—Philip S Hyder  
*Assistant Examiner*—Roselyne Cody

(57) **CLAIM**

The ornamental design for a lacrosse stick head cover, as shown and described.

**DESCRIPTION**

FIG. 1 is a perspective view of a lacrosse stick head cover, showing my new design;

FIG. 2 is a front elevational view of the invention;

FIG. 3 is a rear elevational view of the invention;

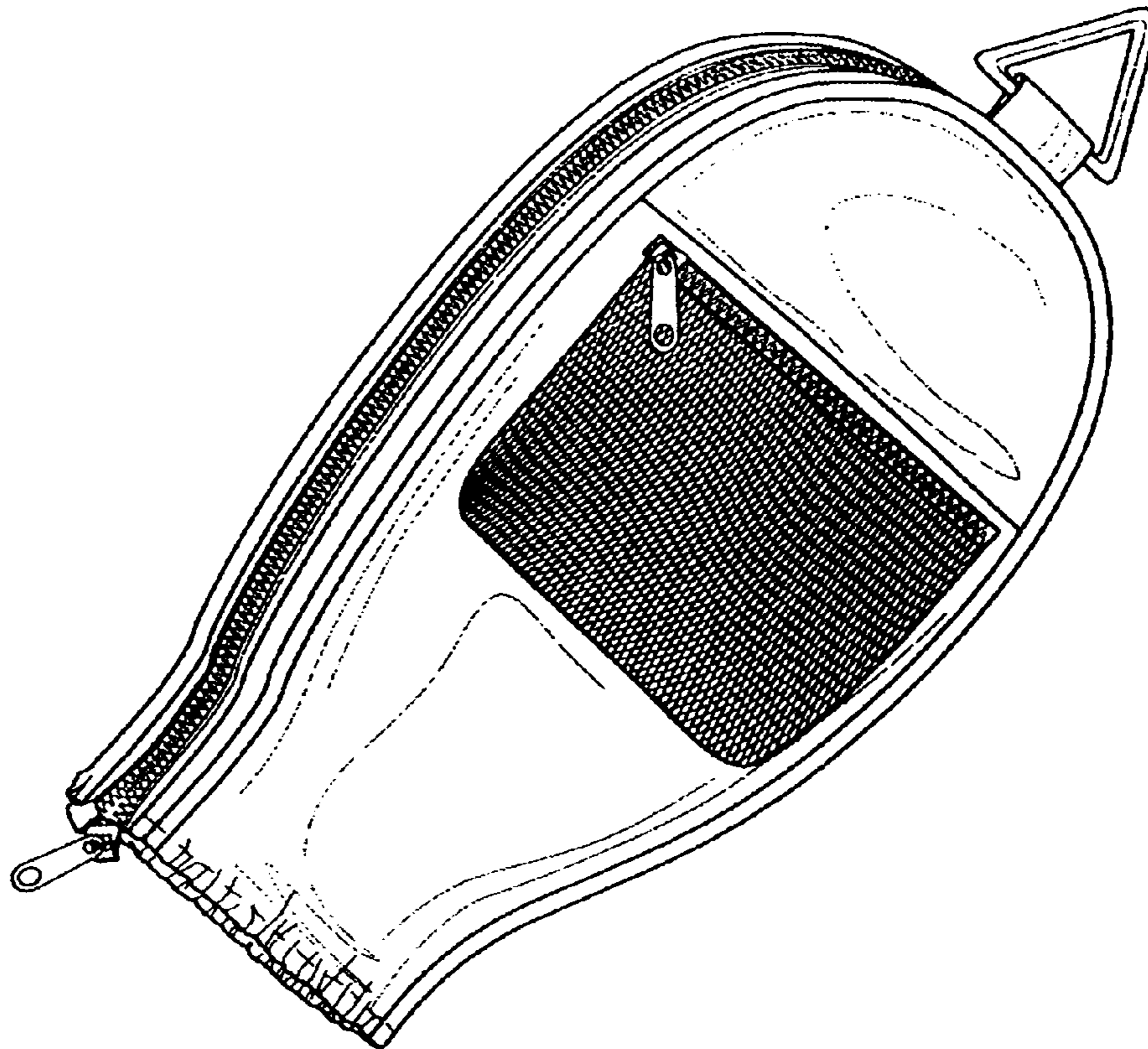
FIG. 4 is a left-side elevational view of the invention;

FIG. 5 is a right-side elevational view of the invention;

FIG. 6 is a top plan view of the invention; and,

FIG. 7 is a bottom plan view of the invention.

**1 Claim, 2 Drawing Sheets**



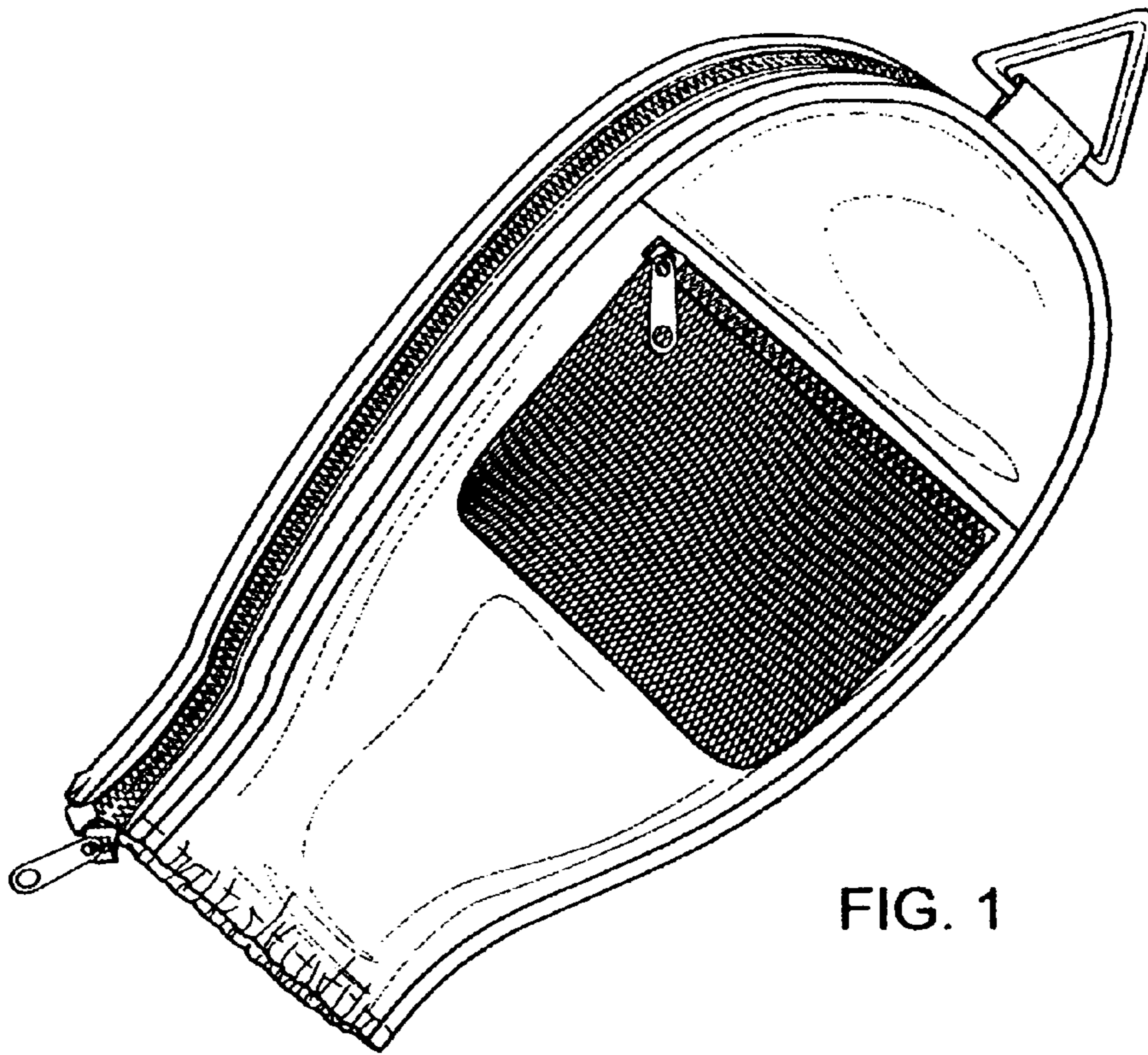


FIG. 1

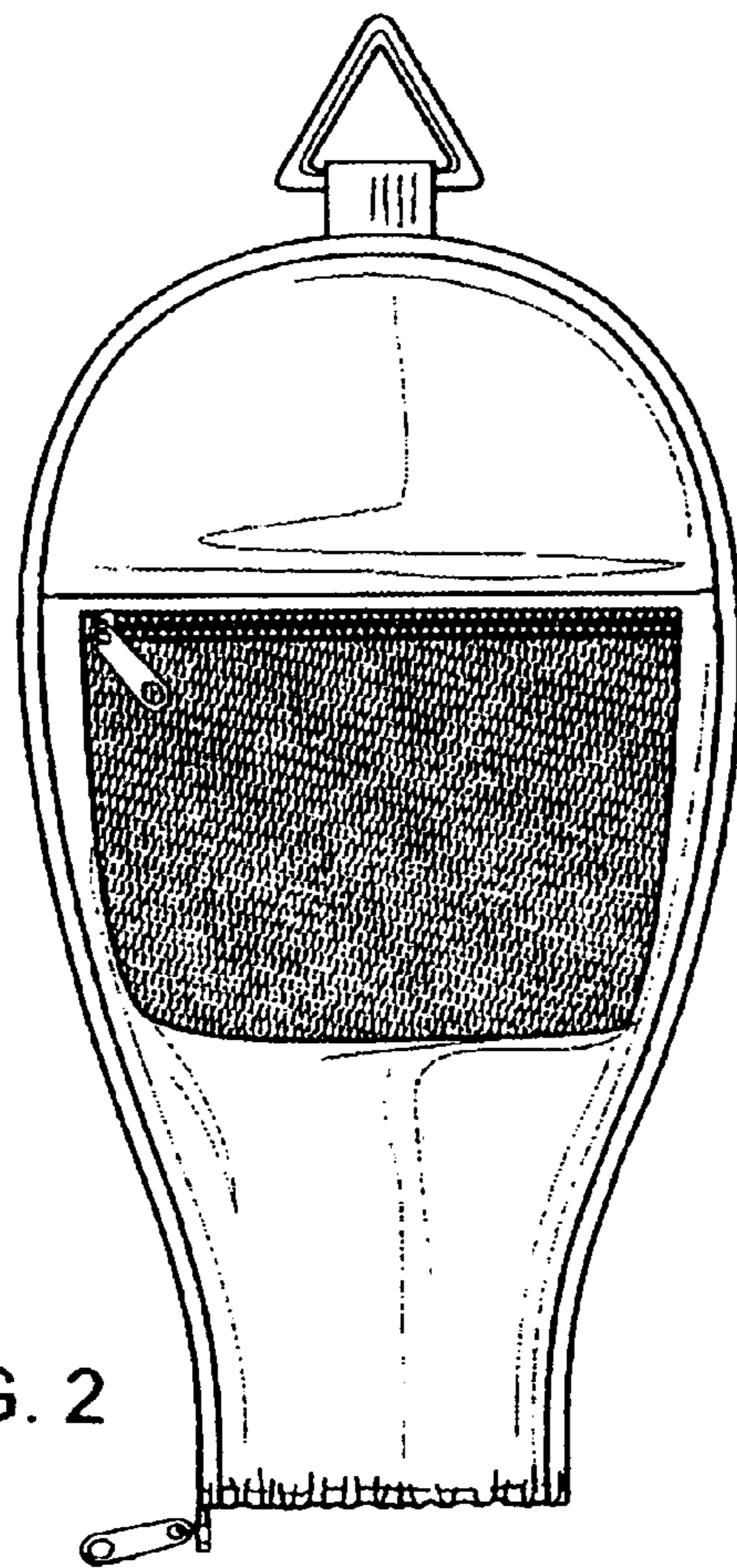


FIG. 2

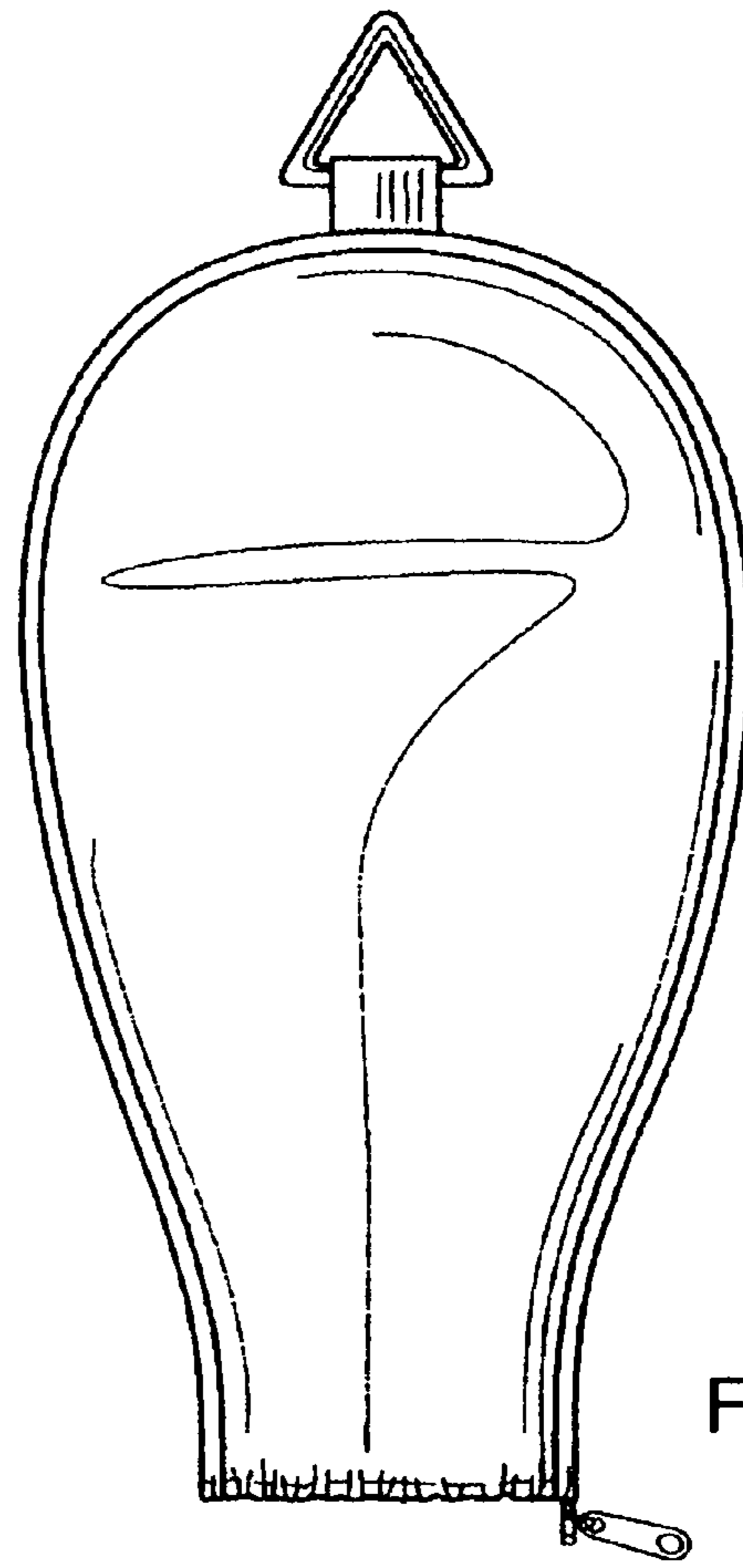


FIG. 3

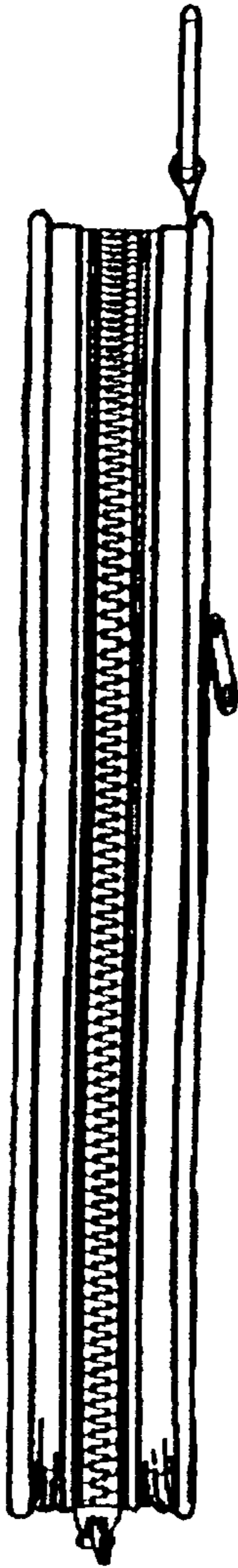


FIG. 4



FIG. 5

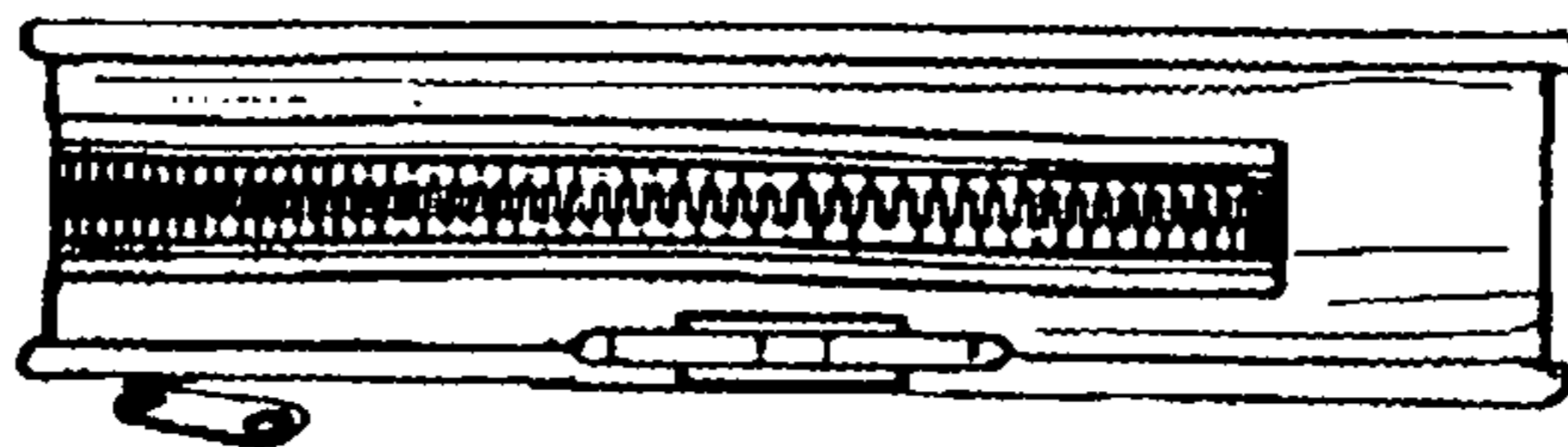


FIG. 6

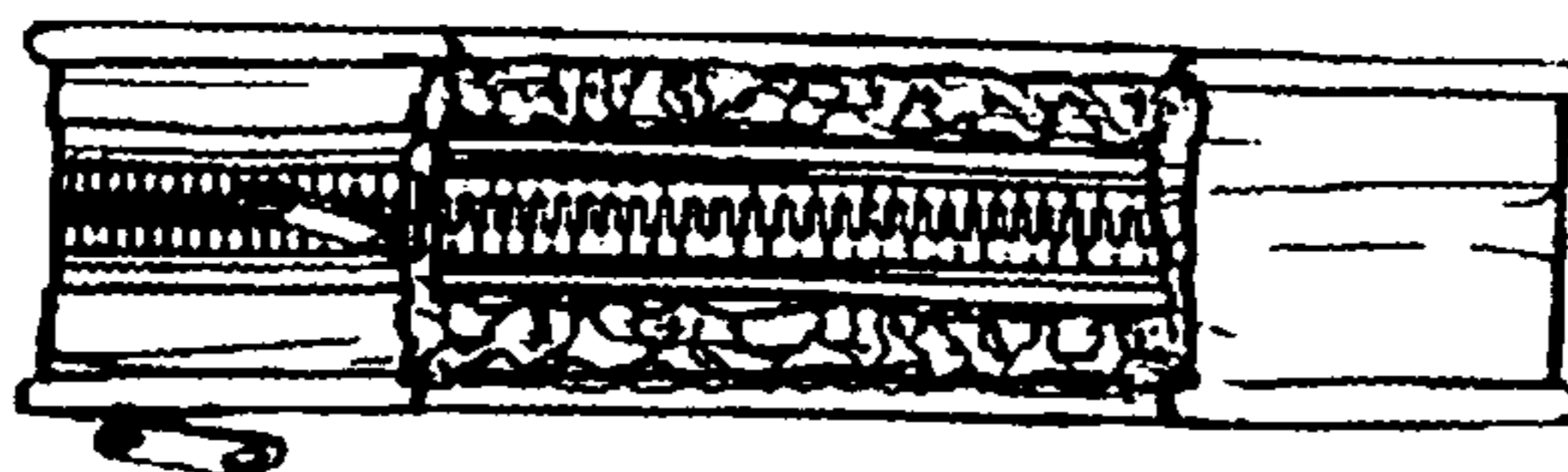


FIG. 7