

US00D595371S

(12) **United States Design Patent**
Graves

(10) **Patent No.:** **US D595,371 S**
(45) **Date of Patent:** **** Jun. 30, 2009**

(54) **GOLF PUTTER**

(76) Inventor: **Walter H. Graves**, 3251 Lyndon Dr.,
Little River, SC (US) 29566

(**) Term: **14 Years**

(21) Appl. No.: **29/313,733**

(22) Filed: **Feb. 5, 2009**

(51) **LOC (9) Cl.** **21-02**

(52) **U.S. Cl.** **D21/736**

(58) **Field of Classification Search** D21/736-746;
473/324-331, 340-341

See application file for complete search history.

(56) **References Cited**

U.S. PATENT DOCUMENTS

4,799,684	A	1/1989	Rango	
4,951,951	A *	8/1990	Meyer	473/286
D331,091	S *	11/1992	Naples	D21/793
5,779,558	A	7/1998	Britton	
D420,410	S *	2/2000	Pegg	D21/743
6,095,935	A	8/2000	Gooselaw et al.	
6,176,792	B1 *	1/2001	Tate	473/286
6,517,445	B1 *	2/2003	O'Neill	473/226
6,758,762	B2	7/2004	Markwood	
6,964,619	B1 *	11/2005	Mejia	473/286

7,153,218	B1	12/2006	Elkin	
D553,208	S *	10/2007	Jazwiec	D21/736
D585,099	S *	1/2009	Graves	D21/738
2004/0038755	A1	2/2004	Laux et al.	
2006/0025230	A1	2/2006	Zeuch	

* cited by examiner

Primary Examiner—Mitchell I Siegel

(74) *Attorney, Agent, or Firm*—P. Jeff Martin; The McGougan Law Firm, LLC

(57) **CLAIM**

The ornamental design for a golf putter, as shown and described.

DESCRIPTION

FIG. 1 is a front perspective view of a golf putter showing my new design;

FIG. 2 is a right side view thereof;

FIG. 3 is a left side view thereof;

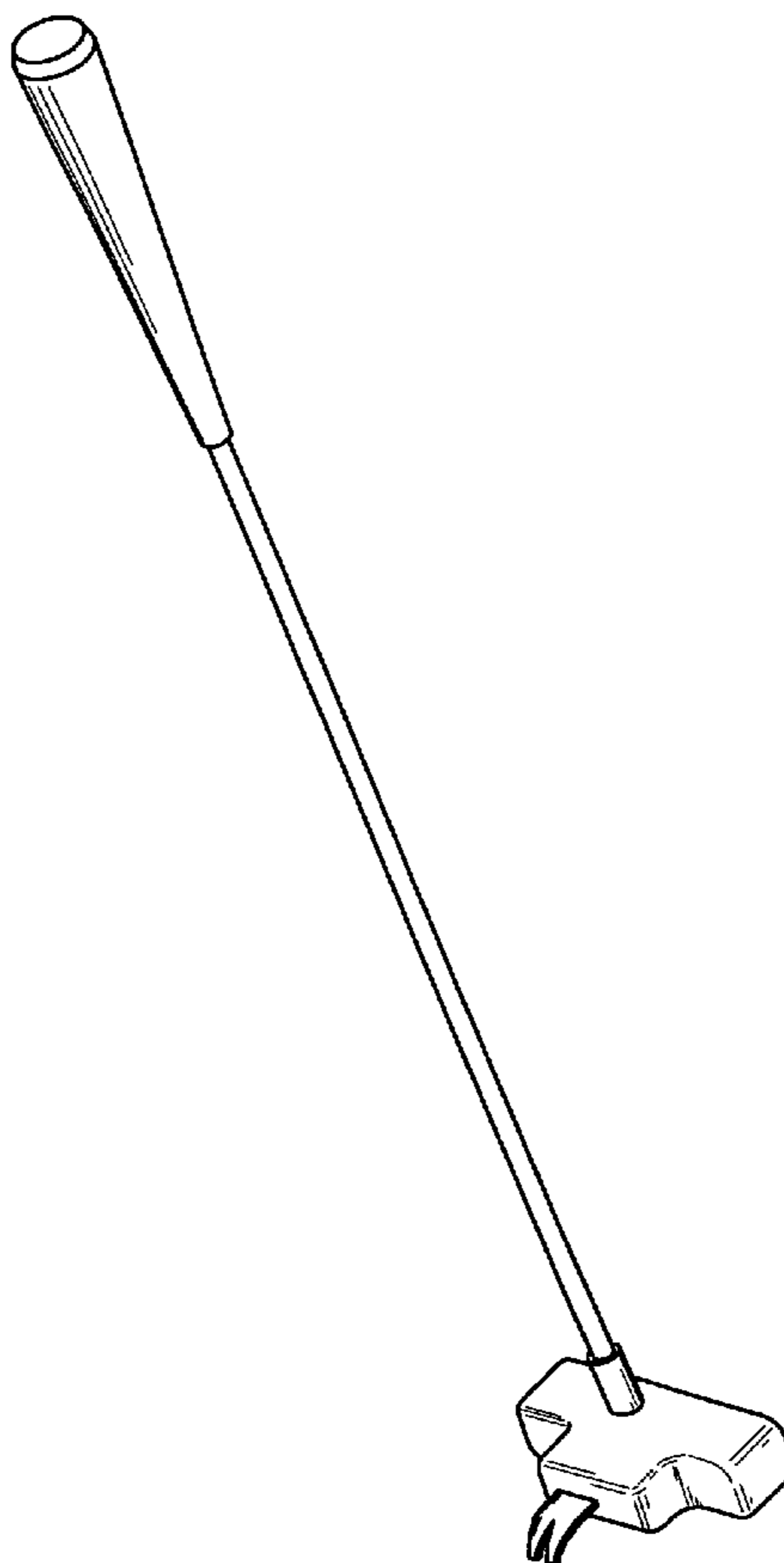
FIG. 4 is a front view thereof;

FIG. 5 is a rear view thereof;

FIG. 6 is a top view thereof; and,

FIG. 7 is a bottom view thereof.

1 Claim, 2 Drawing Sheets



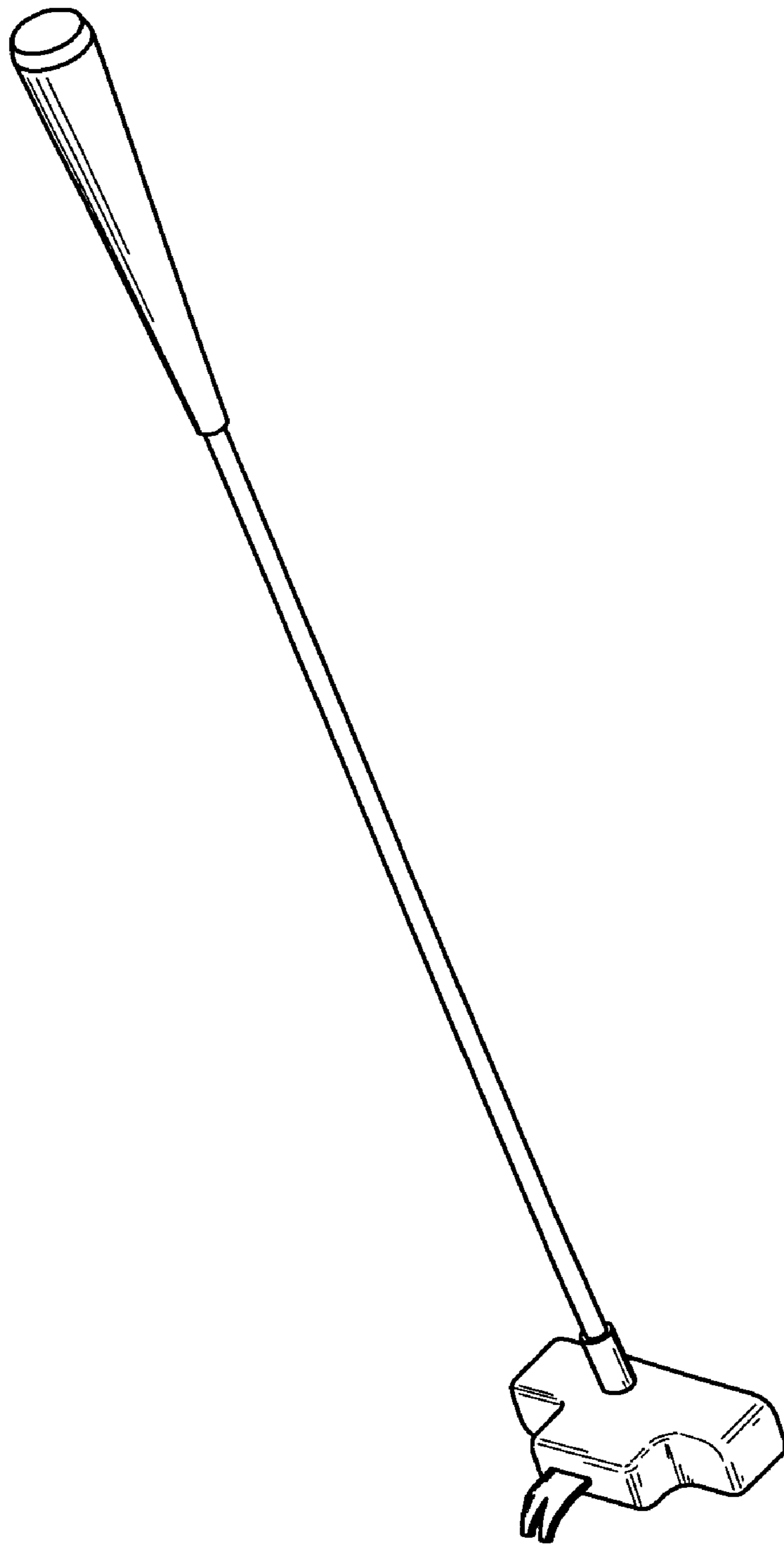


Fig. 1

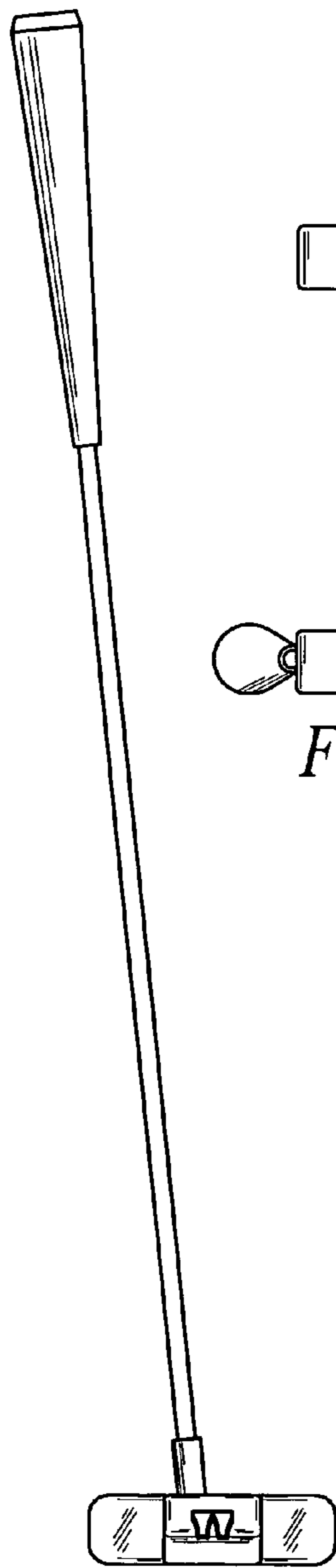


Fig. 2

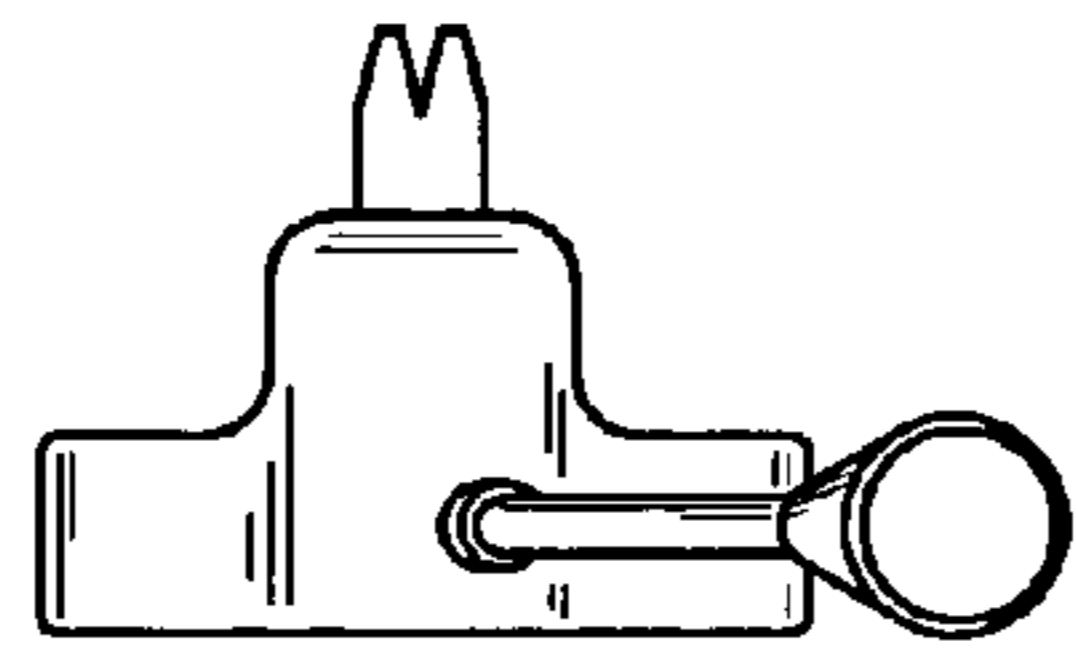


Fig. 6

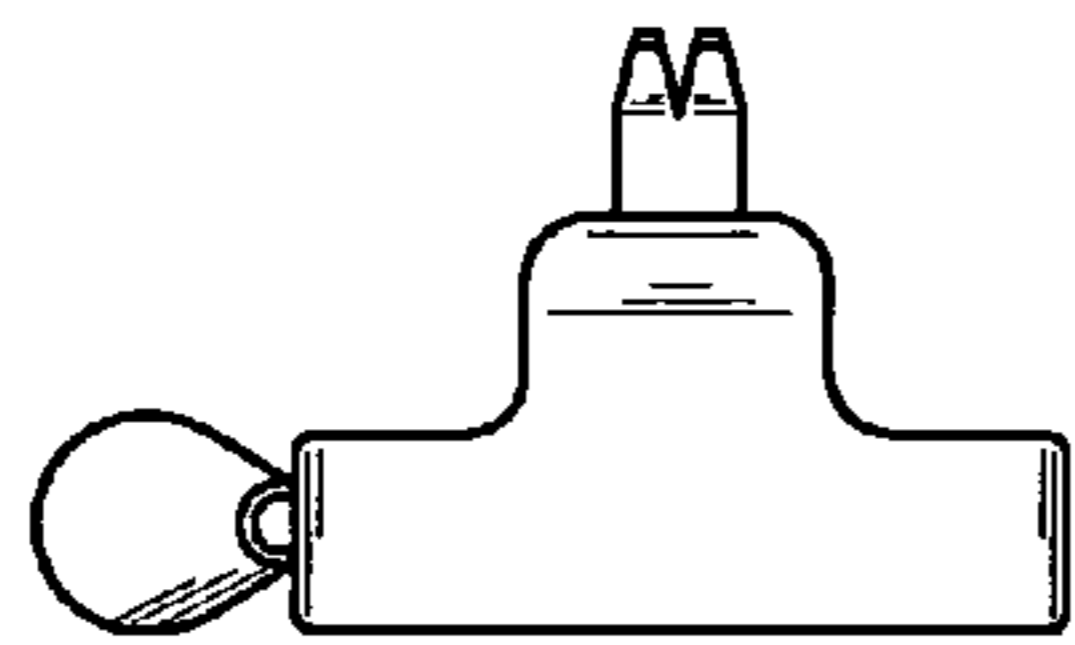


Fig. 7

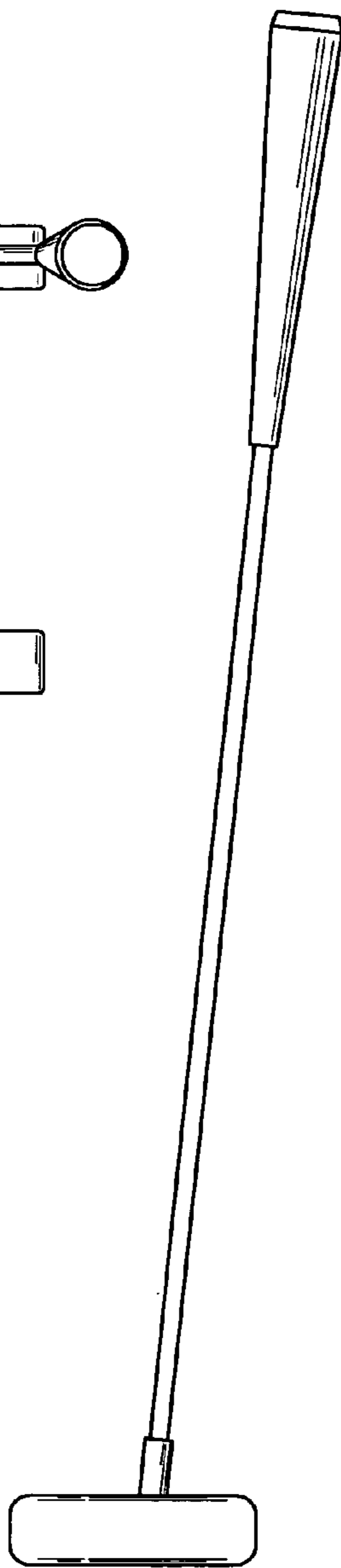


Fig. 3




Fig. 4

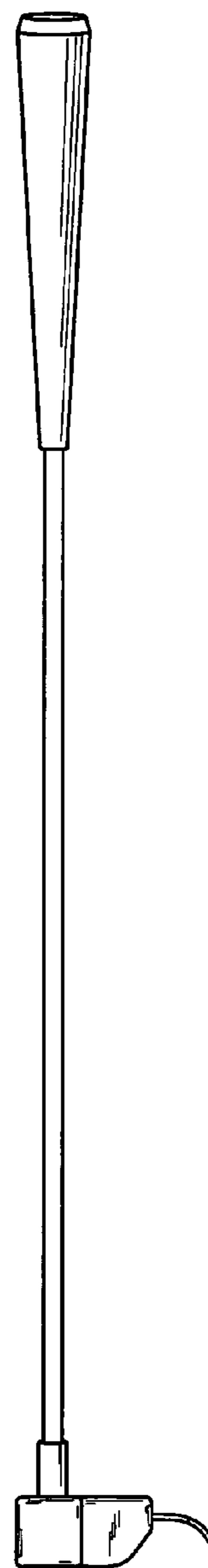


Fig. 5